

CURRENT OFFICERS:

President:

Suzanne McGee
(201-207-7300)
sfmcgee@myacc.net

Vice President:

Lee Hasse (561-392-6866)
lmhasse@hotmail.com

Treasurer:

Marie-Christine Leavitt

Secretary:

Melinda Schwartz
(561-613-5264)
MelindaSchwartz83@gmail.com

Membership Director:

Ellen Heckler (561-245-8280)
Ellen.Heckler@gmail.com

Program Director:

Rochelle Staiano
(561-509-9914)
sashakins@hotmail.com

Publication Director:

Deb Shoemaker
(954-629-1720)
DebShoemaker22@gmail.com

Photographer:

Pat Richards-Lynes
pjcreation@aol.com

Guild Address:

Quilt Guild by the Sea
PO Box 64
Boca Raton, FL 33429



ANNUAL MEMBERSHIP DUES

QGbtS annual membership dues for 2016 will be **\$35.00.**

'MEMBERSHIP HAS ITS PRIVILEGES'

Paid members of the QGbtS are eligible to:

- participate in Guild programs
- participate in workshops
- receive monthly newsletter
- place ads in the classifieds.

Guests are welcome to attend our meeting during the months April through November, twice during a year. Dues are non-refundable.

For further information contact: Ellen Heckler [561-245-8280](tel:561-245-8280) or quiltguildbythesea2011@gmail.com

ATTENTION... ALL MEMBERS DON'T FORGET TO SIGN IN AT THE GUILD MEETING!

IS SOMEONE WEARING A FLIP FLOP PIN?



If someone at the Guild meeting is wearing a quilted flip flop pin, introduce yourself and give them a warm welcome. New members will wear these cute pins to identify themselves to other members.

MEMBERSHIP DIRECTORY

Please submit changes, additions or deletions for the membership directory.

Send changes to Ellen Heckler via email: Ellen.Heckler@gmail.com

FAT QUARTER OF THE MONTH DRAWING



WINNER:

Susan Peterson



50/50 Raffle winner:

Carol Filipek

RED SHIRT DRAWING

WINNERS:

Judy Cornell,
Carol Filipek, Linda Roraff, and
Kathy Jackson



SUZANNE'S CANDY GIVEAWAY:

Susan
Freudenthal,
Marcia Degner, and Elaine
Greenberg



NEWSLETTER SUBMISSIONS

All guild mem-
bers are wel-
come to partici-
pate in the news-
letter!



Please send articles, news, ku-
dos or pictures via email to:
DebShoemaker22@gmail.com.

Submissions for upcoming news-
letters must be sent to Deb no
later than the Board of Directors
meeting date for that month.
Meeting dates are listed in the
Event Calendar.

IT'S A BEE!!!

Lincolnwood

Bee: Meets 1st
and 3rd Friday
of the month at
10:00 AM-3:00
PM at Lincolnwood Clubhouse:
March XX, 2016



Don't forget our

2016 MINIATURE QUILT CHALLENGE

Deadline extended to June

We've had mug rugs, and we've had a tea towel challenge. For 2016, our challenge will be **Mini Quilts**.

According to AQS, quilts should be no bigger than 24" x 24" with all aspects of the quilt reduced in scale.

Traditional piecing, hexies, applique, or embroidery are all acceptable techniques for your mini quilts. Everything must be in a smaller size.

Places to look for ideas, tips, tricks, etc. are www.hubpages.com/art/Miniature-Quilts, google miniature quilts, or look for miniature quilts on Pinterest.

Our completed miniature quilts will be viewed during our guild meet-
ing on June 14th.

Happy Quilting!

QGbtS VOLUNTEERS

NEEDED

Palm Beach County

Quilters Guild Show

We are very fortunate. Palm Beach County Quilters Guild is letting us sell tickets for our Donation Quilt at their biannual Quilt Show held at the South Florida Fairgrounds in West Palm Beach on **March 18, 2016 (10-5) and Saturday, March 19, 2016 (10-4)**. Entry fee is \$10 for both days and parking is free.



We need volunteers for both White Glove duty and Donation Quilt tick-
et sales for both days. Shifts will be 2 hours each plus an extra 1
hour shift on Friday.

Sign up sheets will be at the March QGbtS meeting. So check your cal-
endars and let's sign up and help our guild and our sister guild.

Marie-Christine Leavitt & Linda Bouvier

EVENT CALENDAR:

March 8, 2016

Guild Meeting

- Mola Presentation by Jane Hill
- Show n Tell
- 50/50 Raffle
- Fat Quarter: Civil War

March 9, 2016

- Hearts & More Techniques Rotary Cut Applique Workshop

March 15, 2016

- QOV Workshop

March 21-22, 2016

- QGbtS Spring Camp

March 23, 2016

- Comfort Quilts Workshop

March 29, 2016

- Board of Directors Meeting

April 12, 2016

Guild Meeting

- Giant Spring Bee
- Donation Quilt "Midnight Blooms" Raffle Drawing
- Show n Tell
- Fat Quarter: Plaids & Stripes

April 14, 2016

- Spider Web Quilt Workshop by Linda Freyer

UPCOMING WORKSHOPS:

Sue Pelland "Hearts and More" Techniques: Rotary Cut Applique Class by Shloe Kerness

Date: March 9, 2016

Location: Grace Community Church

Time: 10:00 —3:00 PM

Fee: \$30.00



Spider Web Quilt Workshop by Linda Freyer

Date: April 13, 2016

Location: Grace Community Church

Time: 10:00 —3:00 PM

Fee: \$30.00



Dresden Plate Workshop by Diane Provost

Date: May 11, 2016

Location: Grace Community Church

Time: 10 AM—3 PM

Fee: \$30.00 **(plus \$12.00 for Edyta Sitar's pattern and template when purchased at Stitchcraft).**



Workshop Refund Policy: Workshop fees are refundable up to **5 days** prior

EVENT CALENDAR:

May 10, 2016

Guild Meeting

- Show n Tell
- Fat Quarter:

May 11, 2016

- Dresden Plate Workshop by Diane Provost

CARING HEARTS

Caring Hearts is an on-going part of our



newsletter. This month, let's send warm wishes and thoughts to:

- We miss you and send wishes for a speedy recovery to Suzanne McGee for a quick recovery from knee surgery. Suzanne had both knees replaced and is now home.
- Condolences to Margie Shiner, who has lost her brother.
- Speedy recovery to Joyce Beckman's husband, who had cardiac by-pass surgery.

Any information to be included in this portion of the newsletter should be emailed to: DebShoe-maker2@gmail.com.

"The Frank McGee Memorial QOV Workshop"

Upcoming QOV Workshops:

March 15, 2016, from 9:30 AM - 3:00 PM at Grace Community church in the Music Room



..: quilt of valor ..:

Thanks to the generous participation of our members, we are producing a remarkable amount of quilts for our veterans. We would like to thank everyone who is doing her share, whether you are sewing at home or at the workshop, whether you are sewing stars, sewing strips, assembling tops, making pillow cases, binding, longarm quilting, etc..... Every little bit helps.

Bring your sewing machine with basic accessories, thread, and lunch. Precut kits/fabrics will be provided.

For those unable to attend the workshops, prepared kits are available to pick up at the workshops and guild meetings.

LONGARMERS: We are in desperate need of longarmers for our QOV program. If you own a quilting machine, we will provide the batting for our tops. A simple all-over quilt design is sufficient.

A huge **THANK YOU** for your participation.

For additional information, contact Diane Provost [561-409-3114](tel:561-409-3114), paquinprovost@gmail.com


COMFORT BEARS

Joanne Miller has put Comfort Bears on temporarily hold; we have 50 bears that need homes.

If you have a suggestion of a place to donate bears, please contact Joanne Miller at baresmom123@gmail.com.



FAT QUARTER OF THE MONTH: CIVIL WAR MEMORIES



This civil war reproduction fabric has a wonderful a paisley design in purple with polka dot and outlines in cream with a black background from the Civil War Memories collection by Marcus Fabrics.

FAT QUARTERS FOR 2016

- April: plaids/stripes
- May: Birds
- June: Nautical
- July: Bold Colors
- August: Floral
- September: Fashion (girly stuff—shoes, purses, cosmetics, etc.)
- October: Halloween
- November: Dogs and/or Cats
- December: Black & White

COMFORT QUILTS



Reminder: Red Door has changed its name to Comfort Quilts. Comfort quilts will be donated to Gilda's Club of Fort Lauderdale, Boca Raton Regional Hospital Infusion Center, and the Lynn Cancer Institute of Boca Raton and Delray Beach.

- Anyone willing to participate in Comfort Quilts, please contact Karen Pugh at 561-251-1304 or Janet Eckard at 561-271-5987.
- **Comfort quilt size specifications are:**
 - ◆ a minimum of 38 - 42" wide, and a minimum of 48 - 54" in length.
 - ◆ Any fabrics for women, men, and children are acceptable.
- Comfort quilt kits will be available at the general meeting for anyone who would like to complete them at home.
- **Join us for upcoming Comfort Quilt Workshops**, the 4th Wednesday of the month through June from 10:00 AM to 3:00 PM, at Grace Community Church, on March 23, 2016.

There is something to do for everyone!

FIDGET QUILTS

- Bags with supplies are available for anyone who would like to participate in making a Fidget quilt
- The next workshop will be held on Friday, March 8, 2016 at 12PM—3:00 PM, at Grace Community Church.



Join us ... everyone is welcome to attend. Bring your lunch, your machine, fabric remnants, notions, & assorted doodads to create a small quilt for an Alzheimer's patient. Hand sewers are welcome.

Please let us know if you're planning on attending. Any questions, please contact Linda Eddy: [561-376-3996](tel:561-376-3996) or email: eddylin-da1007@yahoo.com.

RICKY TIMS' SUPER SEMINAR PHOTO GALLERY




RICKY TIMS' SUPER SEMINAR PHOTO GALLERY




Build -A-Quilt Instructions 5-8


Message in the Needlework



Clue 5 Make 20.



Clue 6 Row X: Make 3.



Clue 7 Row Y: Make 2.

***Clue 5** 1. Gather all of the A and B units completed in clues 3 and 4. 2. Join one of each unit as shown. Pay close attention to the positions of the large feature and coordinate squares. Press the seam allowances in any direction.

***Clue 6** 1. Gather 12 blocks completed in clue 5. 2. Assemble three rows of blocks as shown. Pay close attention to the position of each large feature square in each row. Also make sure the contrast blocks step up in the correct direction. Press the seam allowances toward the feature squares. This is row X.

***Clue 7** 1. Gather the remaining eight blocks completed in clue 5. 2. Assemble two rows of blocks as shown. Pay close attention to the position of each large feature square in the row. Also make sure the contrast blocks step down in the correct direction. Press the seam allowances toward the feature squares. This is row Y.

***Clue 8** 1. Lay out the X and Y rows, alternating the rows, beginning and ending with an X row. Sew the rows together and press well. 2. Examine the solutions on pages 62-91 to find the quilt photo and assembly diagram that match your completed quilt top. Add the borders and finish your quilt as described in your quilt's solution page.

QGbtS LIBRARY



We have wonderful books!

Take the opportunity to look through or borrow a book, a DVD, or a magazine that interests you.

All books must be checked out and returned at the next Guild Meeting. Late fees will be charged when applicable.

Guild Librarians:

Joan Cohn & Elaine Greenberg

Library Hours: 9:30—10:00 AM during every Guild meeting.

FRIEND US!

QGbtS now has our very own **FACEBOOK.**



Send in your pictures, comments, etc. to Joanne Miller at: Barniesmom123@gmail.com

LIBRARY NEWS:

- New books and magazines needed for our library.
- A list of the books in our library can be found on the QGbtS website.

BOOK REVIEW:

10-20-30 Minutes to Quilt By Nancy Zeiman



I have often heard so many of my quilting buddies complain they don't have time to start on work on big projects. Sewing and/or quilting can be a daunting task, but if the right tactics can be used maybe we can accomplish a bit more and have some fun. From my observation, quilting is about fun. Nancy Zeiman is a practical person. She shows us how we can use our time well, even if its in small bits. She has many interesting and doable projects using simple techniques, available materials, and good results. Although this is not her latest book, it offers instructions for working with fabric panels, fleece, photographs, and uncomplicated patch work. She has suggestions for gifts, décor, and holidays. Included are all the basics of quilting and sewing a novice might need. This book answers many of our current questions.

Reviews submitted by Joan Cohn

2016 QUILT CHALLENGE

Theme: "Log Cabin".

Challenge Guidelines:

The entry must:



- be any size up to and including 54" X 75". Nothing larger.
- include at least one complete log cabin (traditional or non-traditional/curved) block.
- use any quilting technique: pieced, appliqued, paper pieced, etc. Machine or hand quilted.
- have a 4" hanging sleeve on the back.
- have a label on the back right hand corner with your name, name of the person who did the quilting, the name of the quilt, and Quilt Guild by the Sea.
- be made and completed between December 1, 2015 and October 11, 2016. **NO Exceptions or Extensions.**

A sign-up sheet will be available at the General Meeting.

Participation is welcome for everyone at all skill levels. Need help? Ask a guild member. For further information, contact: **Sarah Crew** 561-620-2856

**Quick & Easy Portrait Quilt Workshop
taught by Dorothy McDonnell**

Gold Coast has offered members of Quilt Guild by the Sea spaces in Dorothy McDonnell's upcoming portrait workshop. The description is as follows: a raw-edge appliqué quilt taught by Dorothy McDonnell.

Create a portrait pattern using Amy Bradley's "Quilter's Yearbook" (a digital pattern) or use a yearbook pattern drawn by Dorothy. Use the pattern to make a raw-edge appliqué quilt. Learn how to quilt it with feed dogs up or down. Purchase of the 35 page "Quilter's Yearbook" pattern is required - \$5 for the digital file or \$10 for a paper copy.

We need to get confirmation of the non-member fee of \$30.00. There is also a pattern charge that I need to remit to Amy Bradley - \$5 for digital file and \$10 for paper copy. The pattern is 36 pages long.



**CELEBRATE
WITH US!**
20th ANNIVERSARY YEAR



**The Countdown to your
Sew-Cation Begins!**

Join a host of new teachers, new classes, new features and fun when Original Sewing & Quilt Expo returns **March 17, 18 & 19, 2016 to The Lakeland Center.**

Class Registration is OPEN. Now is the time to make your plans for the most incredible three days of your creative life.

Register for class value packages and save! Includes discounted class fees, **FREE** general admission and shopping bag. Complete pricing and class details online at sewingexpo.com.

[Click for all the details.](#)



2016 Quilt Show

March 18-19, 2016

Quilt entries due Feb 8!

Two-day Admission: only \$10.00

Free Parking

Quilters Boutique

Basket Auction



Great Vendors

Special Exhibits

Small Quilt Auction

Quilt Competition: NQA Certified Judge

S. Florida Fairgrounds in West Palm Beach

Central Location Off I-95 and Fla. Turnpike

Sponsored by the Palm Beach County Quilters' Guild

For more information: PalmBeachCountyQuilters.org



HOLIDAYS IN MARCH

- March 1: National Pig Day
- March 3: I want to be happy day
- March 4: Employee Appreciation Day
- March 4: National Walk to Work Day
- March 8: International Woman's Day
- March 10: National Popcorn Day
- March 12: Plant a Flower Day
- March 13: Jewel Day
- March 14: National Pi Day—Why? Because today is 3.14
- March 15: Ides of March
- March 15: Incredible Kids Day
- March 17: Saint Patrick's Day

March 19: National Quilting Day

- March 20: International Earth Day
- March 21: Credit Card Reduction Day
- March 23: National Chip and Dip Day
- March 25: National Chocolate Covered Raisin Day
- March 26: National Spinach Day
- March 30: National Take a Walk in the Park Day



FEBRUARY PHOTO GALLERY



FEBRUARY SHOW 'N TELL



