



QUILT GUILD BY THE SEA NEWSLETTER

APRIL 2019

VOLUME 9, ISSUE 4

April 9, 2019

Guild Meeting

- Program: Mini Quilt Collection by Brenda Grampas. Mystery Quilt
- Fat Quarter: Around the World (any country, any culture: you pick)
- 50/50 Raffle

Volunteers Needed

Volunteers needed for the following positions:

- Program Director
- Retreat Chair/Co-Chair
- Webmaster



Guild Address:

Quilt Guild by the Sea
PO Box 64
Boca Raton, FL 33429

Meeting Address:

Grace Community Church
Teen Center— West side of the Church campus
600 West Camino Real
Boca Raton, FL. 33486

PRESIDENT'S LETTER

'The time has come,' the walrus said, 'to talk of many things: of shoes and ships - and sealing wax - of cabbages and kings.'

Ever had an ear worm? That's either a tune or saying that gets embedded in your brain and plays on a continual loop until something finally interrupts it...akin to a case of hiccups that won't go away.

The quote above from Lewis Carroll was my latest worm...not the whole thing, but just the first four words: The time has come...the time has come...the time has come...

So, I asked self ... "What time might that be?"

For one thing it was a reminder that I needed to stop procrastinating and get myself in the sewing room to gather projects for Spring Camp, which by the time you read this will be in the books for another year. More about that at our April meeting.

The time has come...for our exciting Paint Chip Challenge...can't wait to pick mine up at our April meeting.

The time has come...for our fabulous Donation quilt winner to be announced at the April meeting. But you still have one more chance to buy a few more (or a bunch) of tickets before that drum rolls around, and our lucky winner is drawn. (Don't forget your address labels to make entering easier!)

The time has come...to get yourself to our April meeting to hear our speaker Beverly Grampas.

(Continued Page 2)





CURRENT OFFICERS:

President:

Lisa Coles
(240-626-8906)
Mels.coles@gmail.com

President-Elect:

Rochelle Staiano
(561-509-9914)
sashakins@hotmail.com

Secretary:

Marcia Degner
(561-243-1776)
msdegner@gmail.com

Treasurer:

Linda Bouvier
(561-498-9777)
lbouvier@bellsouth.net

Membership Director:

Ellen Heckler
(561-245-8280)
Ellen.Heckler@gmail.com

Program Director:

Suzanne McGee
(201-207-7300)
Smcgee4452@gmail.com

Publication Director:

Deb Shoemaker
(954-629-1720)
DebShoemaker22@gmail.com

Historian:

Ann Ford
(512-289-0797)
ann.k.ford@gmail.com

PRESIDENT'S LETTER (CONT'D)

And, just in case you forgot...the time has come to gather up all your paperwork and get your taxes done! Maybe you'll even get a refund so you can buy more fabric or that fancy machine you've been eyeing!

The time has come...

Lisa

PS:

Last Sunday I opened up my edition of the Sun Sentinel and on the front page of the Local section is a wonderful photo of a veteran being wrapped in a quilt by one of our members at the Welcome Home celebration held at the Pompano Beach Convention Center on 3/21. Ladies...the work that you do to recognize our nation's veterans is life-changing. If you haven't participated in our Quilts of Valor program, well all I can say is...the time has come!

ANNOUNCING THE PAINT CHIP CHALLENGE

The Paint Chip challenge is based on three colors found on a paint chip you will receive at the Guild meeting beginning in April. The contest ends at the December meeting.



Rules:

- All three colors must be used in a solid or tone on tone color.
- White and/or black can also be used.
- You may use the pattern or inspiration of your choice.
- The circumference must be a minimum of 96 inches and maximum of 120 inches.


There will be a prize for the viewer's choice and a random drawing for the other prize.

If you need additional information, please contact Melinda Schwartz via email melindaschwartz83@gmail.com.

BEVERLY DECRANE'S WOOL APPLIQUE PROGRAM AND WORKSHOP



WOOL APPLIQUE (CONT'D)



ANNUAL MEMBERSHIP DUES

QGbtS annual membership dues for 2019 are **\$45.00.**



'MEMBERSHIP HAS ITS PRIVILEGES'

Paid members of the QGbtS are eligible to:

- participate in Guild programs
- participate in workshops
- receive monthly newsletter
- place ads in the classifieds.
- **Guests are welcome to attend all of our meetings with a donation of \$5.00.**
- Dues are non-refundable.

For further information contact:

Ellen Heckler [561-245-8280](tel:561-245-8280) or quiltguildbythesea2011

[@gmail.com](mailto:)

ATTENTION, ALL MEMBERS:

DON'T FORGET TO SIGN IN AT THE GUILD MEETING!



UPCOMING WORKSHOP HIGHLIGHTS:

Mini Quilt Techniques Workshop by Brenda Grampsas

Date: Wednesday, April 10, 2019

Location: Grace Community Church, Music Room

Time: 10 PM — 4 PM

Member Fee: \$40.00

Non Member Fee: \$50.00

Note: Quilt appraisals will be conducted by Brenda Grampsas after the meeting. Written appraisal \$50.00, verbal evaluation \$20.00.



JOIN US—THREE SPACES LEFT!

Seven Starry Night (precision piecing) by Pat Yamin

Date: Wednesday, May 15, 2019

Location: Grace Community Church, Music Room

Time: 10 PM — 4 PM

Pat Yamin is a New York quilter, teacher and lecturer. She has taught in Paducah and has been a guest on the Quilt Show with Ricky Timms. Pat's website "Comequiltwithme.com" features many of the hexagons, triangle and diamond quilt techniques she will be teaching at our May workshop. In addition, is the author of numerous quilt books and has a treasure trove of antique quilts.

We are delighted to have this amazing quilter at our May general meeting and workshop.

Member Fee: \$55.00 (plus \$18.00 material fee which includes acrylic templates, colorful photo with directions, plus fabric grips and suction cups.)

Non-Member Fee: \$65.00



EVENT CALENDAR

MEETINGS & WORKSHOPS

April 2, 2019

- Comfort/Fidget Quilts & Comfort Bears Workshops

April 9, 2019

Guild Meeting

- Program: Mini Quilt Collection by Brenda Grampsas
- Mystery Quilt
- Quilt appraisals will be conducted by Brenda Grampsas after the meeting for \$50.00

- Fat Quarter: Around the World (any country, any culture: you pick)

- 50/50 Raffle

April 10, 2019

- Brenda Grampsas Techniques Workshop

April 16, 2019

- QOV Workshop

April 30, 2019

- Board of Directors Meeting

May 7, 2019

- Comfort/Fidget Quilts & Comfort Bears Workshops

May 14, 2019

Guild Meeting

- Program: Hexagons, Diamonds, and Triangles Trunk Show by Pat Yamin

CARING HEARTS

- Ann Sweeney, a member of QGbtS, passed away on March 23, 2019. She is survived by her husband, William, her two daughters, Amy and Carol, and two grandchildren.



Caring Hearts is an on-going part of our newsletter. Any information to be included in this portion of the newsletter should be emailed to: DebShoemaker22@gmail.com.

WELCOME GUESTS:

Dianne Garvin
Linda Gueli
Theresa Thivy

FAT QUARTER OF THE MONTH DRAWING WINNER:

Linda Bouvier



50/50 RAFFLE WINNER:

Lee Hasse



MEETING REMINDERS:

- PLEASE SILENCE ALL CELL PHONES
- PLEASE DO NOT WEAR PERFUME
- PLEASE DO NOT BRING ANIMALS TO GUILD MEETINGS

Thank You.

Need a reimbursement check?

- Reimbursement forms must be filled out and submitted to the Treasurer with appropriate receipts to receive a reimbursement check.
- Monies to be turned in (i.e. payments for workshops, donations, and dues) must be itemized on the Money-Turn-In form.



Expense Reimbursement

EVENT CALENDAR:

MEETINGS & WORKSHOPS

May 15, 2019

- Seven Starry Nights Workshop
by Pay Yamin

May 21, 2019

- QOV Workshop

May 28, 2019

- Board of Directors Meeting

June 4, 2019

- Comfort/Fidget Quilts &
Comfort Bears Workshops

June 11, 2019

Guild Meeting

- Program: A Quilter's Journey
- Fat Quarter: Nautical
- 50/50 Raffle

June 18, 2019

- QOV Workshop

June 25, 2019

- Board of Directors Meeting

July 9, 2019

Guild Meeting

- Program: Block Party
- Fat Quarter: Dogs and Cats
- 50/50 Raffle

July 16, 2019

- QOV Workshop

"THE FRANK MCGEE MEMORIAL QOV WORKSHOP"

The next workshop will be held
on Tuesday,
April 16, 2019
9:30 AM—3:00 PM
Grace Community Church
Music Room



.. quilt of valor ..

Thanks to the generous participation of our members, we are producing a remarkable amount of quilts for our veterans. We would like to thank everyone who is doing her share, whether you are sewing at home or at the workshop, whether you are sewing stars, sewing strips, assembling tops, making pillow cases, binding, longarm quilting, etc..... Every little bit helps.

Bring your sewing machine with basic accessories, thread, and lunch.

For those unable to attend the workshop, prepared kits are available to pick up at the workshops and guild meetings.

A huge **THANK YOU** for your participation.

For additional information, contact Diane Provost [561-409-3114](tel:561-409-3114), paquinprovost@gmail.com

FOR YOUR INFORMATION:

We have been requested to remind everyone that metallic, glittery fabric and fabric with peace signs should not be used on QOV quilts.

QUILTS OF VALOR PRESENTATIONS:

Richard Mahan and William Friedman, both Army, received their Quilt of Honor from Linda Bouvier and Freddy the Motorcycle Guy.



EVENT CALENDAR

QUILT SHOW CALENDAR:

May 3—4, 2019

- Tree City Quilter's Guild Quilt Show, Gainesville, Fl.

October 2—5, 2019

- AQS Quilt Week, Virginia Beach, Va.

November 15-16, 2019

- "Fan"tastic Quilt Show, Mt. Dora, Fl.

QUILTS OF VALOR PRESENTATIONS:



House work? Laundry? Ironing? Are these your favorite things to do? Not mine but who wouldn't love to see these ironing board covers in their laundry room or sewing room?



Linda Bouvier and Ellen Birnbaum awarded a Quilt of Valor to WWII Army veteran Martin Sylvester . Among his many service medals, he earned a Purple Heart, POW medal, and the Bronze Star.



A Quilt of Valor was awarded to honor two deserving veterans, Mr. Ralph Steelman & Mr. George Frost.



QOV PUBLICITY ARTICLE from SUN SENTINAL



SunSentinel
LOCAL

Friday, March 22, 2019 SunSentinel.com Sun Sentinel | 11

Today's MONEY STORIES CAN BE FOUND INSIDE THIS SECTION

Body of missing airport worker found

Discovered by a contractor surveying a boarded-up building in Tamarac

By **TONYA ALANEZ AND WAYNE K. ROUSTAN**
South Florida Sun Sentinel

A father of two last seen a week ago leaving his work was killed and his body was left behind an abandoned Tamarac building, authorities said Thursday.
Mackoni Hall, 40, of Hollywood, vanished on a Wednesday. He was last seen about 2 p.m.

March 13 leaving his job at the Fort Lauderdale-Hollywood International Airport.

Detectives are investigating Hall's death as a homicide. The cause has not been disclosed.

A search is on for Hall's 2008 Dodge Caliber. It is gold and has a Florida tag of 344-YVA.

On Thursday, Hall's family was reeling from the devastating news that the body discovered by

a contractor surveying a boarded-up building had been identified as Hall's.

Hall's sister, Melissa Hermit, took to Facebook on Thursday afternoon to express gratitude for the efforts to spread the word about her missing brother — and only sibling — and sorrow over the disappointing discovery.

"My brother is no longer with us in the physical," Hermit wrote. "But if you knew him, he at some point, has put a smile on



Hall

your face. So his spirit will live on FOREVER!"

She asked for time and space to heal. "Please give the family a minute to process," she wrote. "Just continue to cover us in prayer — Long Live the Mack!!!!!!"

Others shared memories of "a bright and vibrant personality" and joyous times spent together at summer camp, youth fellowship and worshipping at Parkway

Baptist Church.

"He was a genuinely good guy and loved God," one post said. "I know he's in heaven watching over you all."

"Grateful for all the laughs and trash talking he brought to every conversation (especially the Metro vs. Parkway football games)," said another.

Hall's distressed family had made televised public pleas begging for help locating their loved one just one day before his body

See **FOUND**, 3B

Man pleads guilty to mailing pipe bomb

Explosives were sent to CNN, other prominent critics of the president

By **TONYA ALANEZ**
South Florida Sun Sentinel

The van-dwelling Aventura man who was arrested in an AutoZone parking lot last fall pleaded guilty Thursday to sending a wave of pipe bombs to CNN and prominent Democratic critics of President Donald Trump.

No one was harmed in the political attacks but the deliveries created fear as the devices turned up after day, in the run up to the midterm elections, at locations across the country.

Cesar Sayoc sobbed as he entered the plea before a federal judge in New York.

"I'm truly sorry," he said.


56-year-old faces the possibility of a life sentence on 65 counts, including using acts of mass destruction and mailing of explosives with intent to kill.

Sayoc had been scheduled to go on trial in July on charges that he mailed rudimentary bombs to the U.S. mail to victims across the country, including President Obama, Hillary Clinton, and billionaire Democrat George Soros and the actor Al Pacino.

See **BOMB**, 3B

SAYING 'THANK YOU' WITH A QUILT

Carol Bain, of the U.S. Army, receives a quilt during the United Way's Welcome Home Ceremony and Quilts of Valor Presentation on Thursday at Pompano Beach Cultural Center. The United Way of Broward County recognized South Florida-based military veterans that were deployed to other countries, regardless of era or branch. The ceremony was part of its Mission United initiative, which honors local wartime veterans.



MICHAEL LAUGHLIN/SUN SENTINEL

QUILTS OF VALOR PRESENTATIONS:

On March 21, 2019 members of Quilt Guild by the Sea joined members of the Gold Coast Quilters Guild as the South Florida Coalition of Quilts of Valor Quilters to award Quilts of Valor to fifty-seven (57) veterans from all branches of the military. The ceremony was held at the Pompano Beach Cultural Center and was presented in partnership with the United Way of Broward County's Mission United. The veterans served in WWII, Korea, Vietnam, Cold War, Kosovo, Gulf War, Africa, Iraq, and Afghanistan. They were welcomed home and thanked for their service.



QUILTS OF VALOR PRESENTATIONS (CONT'D):



QUILTS OF VALOR PRESENTATIONS (CONT'D):



COMMUNITY OUTREACH:

COMFORT QUILTS

- The next **Comfort Quilt Workshop** will be held on **Tuesday, April 2, 2019**
- 9:30 AM—3:00 PM
Grace Community Church
Music Room.
- On March 8th, 26 quilts were delivered to the Lynn Cancer Center.
- Juvenile Comfort Quilts are needed in Trauma Centers. Crib size is suggested.
- Novelty and juvenile fabrics in blues and browns are needed as well as 2 yards of fabric for backings.
- New Comfort Quilts and Fidget kits are available at the Guild meeting. Please stop by the Comfort Quilt table.

Comfort quilt size specifications are:

- ◆ a minimum of **38 - 42" wide**, and a minimum of **48 - 54"** in length.
- ◆ Comfort quilts would like the tops to be 40" wide so that we can use one width of fabric and not have to piece the backs. If you are using your own backing and batting, and doing your own quilting, feel free to make them wider and/or longer.
- ◆ Kits will be available at the Guild meeting. There is something for everyone to do!

Any questions, please contact: Janet Fredricks [954-242-9010](tel:954-242-9010) or email quilthoney@aol.com or

Wanda Goldfarb [516-592-7575](tel:516-592-7575) or email unity_777@hotmail.com

Please note, our Comfort Quilt, Comfort Bears and Fidget Workshops have moved to the 1st Tuesday of every month, same time, same place.



COMMUNITY OUTREACH:

FIDGET QUILTS

- The next **Fidget Quilt Workshop** will be held on **Tuesday, April 2, 2019**
9:30 AM—3:00 PM
Grace Community Church
Music Room
- Fourteen (14) Fidget Quilts were given to the Neurological unit at the Boca Raton Regional Hospital. They were so pleased with the two given previously as a trial, they have requested more.
- Kits with supplies are available for anyone who would like to participate in making a Fidget Quilt.

Any questions, please contact Linda Eddy: [561-376-3996](tel:561-376-3996) or email: eddylinda1007@yahoo.com



This is this month's Fidget Quilt from Ellen Heckler. Can you find the shoulder pad or holder for two soap bottles? Remember "no junk is too junky"; it's someone else's treasure.

COMMUNITY OUTREACH

COMFORT BEARS:

- The next **Comfort Bear Workshop** will be held on **Tuesday, April 2, 2019**
9:30 AM—3:00 PM
Grace Community Church
Music Room.
- Twenty (20) Bears are in the nursery waiting to be placed.
- Thank you Ann Ford for creating more new bear faces.
- Comfort Bear kits complete with paper pattern, fabric, and ready-to-sew-on bear faces are available. This is a quick and easy project that will make a child smile.
- **Please do not fringe corduroy bears—they shred!!**

For additional information, contact Holly Faillace:
hfaillace@bellsouth.net



HEART PILLOWS FOR BREAST CANCER

The Lincolnwood Bee is creating these lovely heart pillows, pictured, for breast cancer patients and survivors.

The pillow fits under the arm pit and eases the pain of lymph node surgery.

Anyone interested in joining us, our next meeting will be on **Friday, April 19, 2019**. For additional information contact Sarah Crew: 561-620-2856 or crewhawken@aol.com.





DONATION QUILT: "BIRDS OF HAPPINESS"

!!!LAST CHANCE!!!

TICKETS ON SALE!

1 for \$1.00

6 for \$5.00



QGbtS LIBRARY



We have wonderful books!

Take the opportunity to look through or borrow a book, a DVD, or a magazine that interests you.

Guild Librarian:

Dellie Krebs

Library Hours: 9:30—10:00 AM during every Guild meeting.

FRIEND US!

QGbtS now has its very own **FACEBOOK.**



Send in your pictures, comments, etc. to Joanne Miller at:
Barniesmom123@gmail.com

FAT QUARTER OF THE MONTH: "ROMANTIC PROMENADE" by ARTWORKS




This picture-perfect panels, digitally printed. capture the intricate detail of the original work of art. It can be used alone as an unpretentious yet stunning wall hanging, or it can be incorporated into a larger quilt. The colors highlighted in this panel include crimson red, leaf green, violet purple, dusk blue, terra cotta, gray, black, white, and natural. This digitally printed, 24" panel, frame is about 36" x 18", 'Romantic Promenade Panel' from the 'Artworks' collection © Nan for Galaxy of Graphics by Quilting Treasures.

BOOK REVIEW: Autumn Splendor: Folk Art Quilts & Projects & Inspired: A 21st Century Twist on 19th Century Favorites by Dawn Heese

Both books share a common theme love of the traditional quilts that are so much a part of our history and culture.

The author takes her love, experience, and tradition to create quilts based on old patterns but with a fresh twist. She redesigns familiar, traditional quilts with a new eye for color, design, and technique. She offers today's quilter choices and opportunities to utilize all the products we have today and interprets designs in a fresh way, keeping the beauty of old familiar quilts and projects by bringing them into today's quilting world.

Submitted by Joan Cohn



QUILT GUILD BY THE SEA 2019 BLOCK PARTY

Be sure to be a part of our July 9th Block Party this year!

1. Start now!!
2. Choose any of these block patterns.
3. Make as many as you want.
4. Use only red, white, and blue fabric. (patterns are fine)
5. Use as many patterns as you want.

Bring them to the July 9th QGbtS meeting and become eligible to win great prizes!

Last year we made enough blocks to make nearly fifteen (15) beautiful Quilts of Valor! Can we do that again?



15 + 1




POSTS AND RAILS



PIPELINE



FAIR AND SQUARE



SAWTOOTH STAR



CUBBY HOLES



QOV – BLOCK PARTY 15 + 1 PATTERN

By Diane Paquin Provost

Cutting Instructions for one 10 ½ block

WHITE / OFF WHITE : cut 1 strips 4 ½” x 10 ½”
From Blue, Red, Gold, any Patriotic Print: cut 15 x 2 ½” sq

Block Assembly

Sew the 2 ½” squares in 3 rows of 5 squares
Join the 2 rows together
Add the white strip to the 2 ½”sq unit



This block will measure 10 ½” sq

Thank you for making BLOCKS for QUILTS of VALOR

SEW PROUDLY!



QOV – BLOCK PARTY POSTS & RAILS PATTERN

Pattern from Judy Martin

Cutting Instructions for one 10 ½ block

Make it scrappy; choose different White, Bleu & Red

WHITE / OFF WHITE : cut 3 strips 2 ½ x 5 ½"

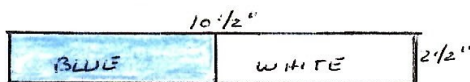
BLUE: cut 3 strips 2 ½" x 5 ½"

RED : cut 2 strips 2 ½" x 10 ½"

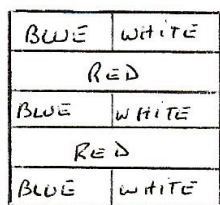
Block Assembly

Sew a WHITE strips to a BLUE strip on the short side of the rectangles to create a long strip measuring 2 ½" x 10 ½", press towards the BLUE

Repeat 2 times



Layout the units as shown on the diagram and join them in one unit with the RED strips.



This block should measure 10 ½" sq

Thank you for making BLOCKS for QUILTS of VALOR

SEW PROUDLY!



QOV – BLOCK PARTY PIPELINE PATTERN

Pattern from letsquiltsomething.blogspot.com

Cutting Instructions for one 10 ½ block

From 4 different WHITE, cut 4 strips 5 ½ x 3”

From 2 different BLUE, cut 2 strips 5 ½” x 3”

From 2 different RED, cut 2 strips 5 ½” x 3”

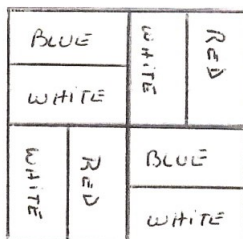
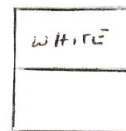
Mix the WHITE, BLUE & RED, this will give the quilt a scrappy look.

Block Assembly

Sew a WHITE strip to a colored strip along the long side

Press the seams towards the darker fabric

Repeat 3 times



Layout the 4 units as shown on the diagram and join them in one unit.
It is a very different layout than we are used to, please be mindful while joining the unit together.

This block should measure 10 ½” sq

Thank you for making BLOCKS for QUILTS of VALOR

SEW PROUDLY!



QOV – BLOCK PARTY Fair & Square

By unknown

Cutting Instructions for one 10 ½ block

RED: cut 4 rectangles 3" x 5 ½"

BLUE: cut 4 x 3" square

White: cut 4 x 3" square & 1 x 5 ½" square

Block Assembly

Sew skimpy ¼" seams

Mark a diagonal line on the wrong side of each **BLUE** squares

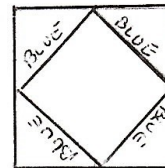
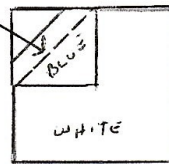


Lay a **BLUE** square on the corner of the **WHITE** 5 ½" square

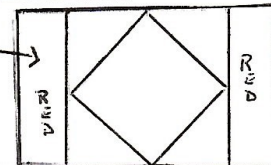
Sew on the diagonal line as marked.

Trim excess fabric and press seam.

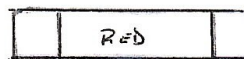
Repeat on the 3 other corners




Sew 2 **RED** rectangles on opposite sides of this Unit
Press



Sew 2 **WHITE** 3"sq to the sides of 1 **RED** rectangle as diagram
Press. Repeat to make 2 strips.



Assemble the 3 rows together and press.



Thank you for making **BLOCKS** for **QUILTS** of **VALOR**

SEW PROUDLY!

SAWTOOTH STAR QUILT BLOCK for QUILT OF VALOR

Prepared by Quilt Guild by the Sea

Cutting instructions for this block:

A- Star Points: cut eight squares $2\frac{1}{2}'' \times 2\frac{1}{2}''$

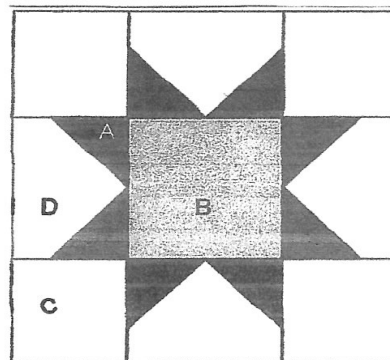
B- Center square: cut one square $4\frac{1}{2}'' \times 4\frac{1}{2}''$

Background:

C- Corners: cut four squares $3\frac{1}{2}'' \times 3\frac{1}{2}''$

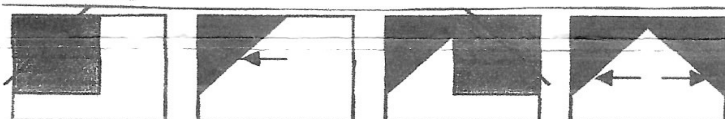
D- Sides: cut four rectangles $3\frac{1}{2}'' \times 4\frac{1}{2}''$

This will make an unfinished $10\frac{1}{2}'' \times 10\frac{1}{2}''$ block

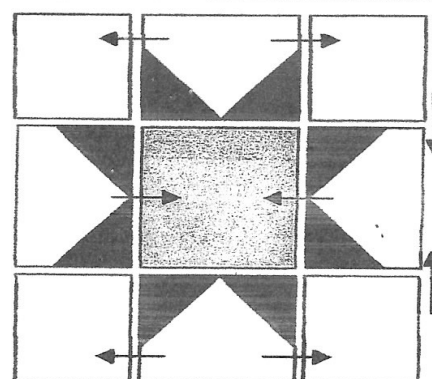


Sewing instructions:

- 1- Using A and D, place A at the left end of D. Sew diagonally from the corner to corner as in the diagram (be sure to sew them all at the angle shown).
- 2- Press toward corner to make triangle. Trim excess leaving $\frac{1}{4}''$ seam allowance.
- 3- Repeat on the right side of D. Unit should measure $3\frac{1}{2}'' \times 4\frac{1}{2}''$.
- 4- Repeat with remaining A & D to make four.



- 5- Lay out units and remaining pieces as in drawing.
- 6- Sew units together in rows.
- 7- Press the seams as indicated by arrows inside the diagram.
- 8- Sew rows together as shown



You can duplicate this block with any of your Red, White & Blue fabrics.
Your blocks will be collected at the guild meetings
Any problem, please call Diane at 561-~~312-1341~~

409-3114

Happy Piecing!



QOV – BLOCK PARTY

Pattern from Fons & Porter

CUBBYHOLES PATTERN

Cutting Instructions for one 10 ½ block


BLUE Block

Cut two 3 ½” sq in White
Cut two 3 ½” sq in BLUE
Cut four 3 ½” x 1 ½” strips in White
Cut four 5 ½” x 1 ½” strips in BLUE

RED Block

Cut two 3 ½” sq in White
Cut two 3 ½” sq in RED
Cut four 3 ½” x 1 ½” strips White
Cut four 5 ½” x 1 ½” strips in RED


Make the blocks in Blue OR in Red (not Red & Blue together) see diagram below



Block Assembly

Lay out one white 3 ½” sq
Sew one colored 3 ½” x 1 ½” strip on each side of the 3 ½”square
Press the seam towards the strips
Sew one colored 5 ½” x 1 ½” strip on the Top & Bottom of the unit
Press seams towards the strips and square to 5 ½”sq
Repeat once.

Lay out one colored 3 ½” sq
Sew one 3 ½” x 1 ½” white strip on each side of the 3 ½”square
Press the seam towards the strips
Sew one 5 ½” x 1 ½” white strip on the Top & Bottom of the unit
Press seams towards the strips and square to 5 ½”sq
Repeat once.



Layout the 4 units as shown on the diagram and join them in one unit
This block should measure 10 ½” sq

Thank you for making BLOCKS for Quilts of Valor

SEW PROUDLY!

SHOW 'N TELL—MARCH 2019



SHOW 'N TELL—MARCH 2019

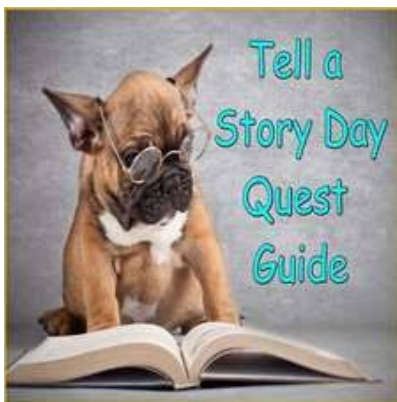


PRESENTAION OF 2019 DONATION QUILT TO GRACE COMMUNITY CHURCH



HOLIDAYS IN APRIL:

- 1 April Fool's Day
- 12 Children's Book Day
- 3 World Party Day
- 4 School Librarian Day
- 5 National Dandelion Day
- 7 No Housework Day
- 8 Zoo Lover's Day
- 12 Big Wind Day
- 13 International Plant Appreciation Day
- 13 Scrabble Day
- 14 National Dolphin Day
- 14 Palm Sunday
- 15 World Art Day
- 16 Mushroom Day
- 16 National Librarian Day
- 19 Good Friday
- 19 Passover
- 20 Volunteer Recognition Day
- 21 Easter Sunday
- 21 Kindergarten Day
- 22 Earth Day (U.S.)
- 24 Pig in a Blanket Day
- 25 World Penguin Day
- 26 National Pretzel Day
- 27 Tell a Story Day





CLASSIFIED

Ronnie Luber
23371 Blue Water Circle, C120
Boca Raton, Fl. 33433
Custom Quilts
Antique Quilts Repaired, Restored
561-495-9859 561-212-9762



Quilt a Bit

Quality Cotton, Beautiful Batiks, and Wool
Fat Quarters, Kits, Patterns, Books, and Notions
Longarm Quilting Service Available
Classes in our New Larger Classroom
Monday - Friday 9 - 5 pm Saturday 9 - 4 pm
2914 Jog Road, Greenacres, FL. 33467 (561) 304-7211
Northeast corner of 10th Avenue and Jog Road in Barclay Square Plaza
www.quiltabit.com quiltabit@facebook.com