



# QUILT GUILD BY THE SEA NEWSLETTER

December 2014

VOLUME 4, ISSUE 12



## DECEMBER GUILD MEETING

**Tuesday, December 9, 2014**

To be held at:

Grace Community Church

600 W. Camino Real

Boca Raton

Time: 10:00AM — 12:00 PM

### Program:

- Holiday Party/Refreshments
- Quilto
- Show 'n Tell
- Fat Quarter: Stripes

Happy Holidays Everyone,

This is letter #24. Yes, I did keep track of them all. For the past 24 months I have tried to think of something interesting to tell you and hopefully make you smile. It has been a real privilege serving as your president for the past two years. I want to thank each and every one of you for all your help, suggestions, and, in general, making it such a wonderful experience for me.

We have grown and accomplished so much in our four years. When I look back at all we have done in such a short time, I am truly amazed. I still remember our organizational meeting and want to thank Tammie for being so instrumental in getting the day guild started. If I remember correctly and at my age there can be selective memory, after that meeting Linda McKnight, Ellen Heckler, Diane Provost, Shirley Bloom, Deb Shoemaker, and I decided to "give it a go". Linda had experience in teaching and knowledge of how a quilt guild worked; she was our president for the first two years. That first year we basically flew by the seat of our pants, and I'm sure reinvented the wheel many times! Our numbers grew as did our expertise, and we developed into this guild of which I am truly proud to be a part. I look forward to all our goals for the future and know that this is just the beginning.

People have asked me what I plan to do with all my free time now that I am no longer president.

Well, maybe I'll finish some of my UFOs! Maybe, I'll clean my house more often! ... maybe, I'll read more books, but knowing me, I'll probably go to more bees, play more computer games, and give more time to the Learning Ally. I know I am going to enjoy just coming to the guild meetings and seeing everyone.

Good luck, Susan. I hope your term as president will be as rewarding as mine. I now happily pass the gavel and pen to you. May the inspiration for these letters come easily.

See you at the next guild meeting.

Sarah

## VOLUNTEERS NEEDED



QGbtS is in need of volunteers for the following positions:

- Local Longarm Quilters
- Photographer
- Webmaster

# Happy Holidays!

**CURRENT OFFICERS:**

**President:**

Sarah Crew (561-620-2856)

[crewhawken@aol.com](mailto:crewhawken@aol.com)

**Vice President:**

Dolly O'Shea (561-391-9368)

[DollyOShea@comcast.net](mailto:DollyOShea@comcast.net)

**Treasurer:**

Lee Hasse(561-392-6866)

[lmhasse@hotmail.com](mailto:lmhasse@hotmail.com)

**Membership Director:**

Ellen Heckler (561-245-8280)

[Ellen.Heckler@gmail.com](mailto:Ellen.Heckler@gmail.com)

**Program Director:**

Diane Provost (561-409-3114)

[paquinprovost@gmail.com](mailto:paquinprovost@gmail.com)

**Publication Director:**

Deb Shoemaker

(954-629-1720)

[DebShoemaker22@gmail.com](mailto:DebShoemaker22@gmail.com)

**Guild Address:**

Quilt Guild by the Sea

PO Box 64

Boca Raton, FL 33429

**CONGRATULATIONS**

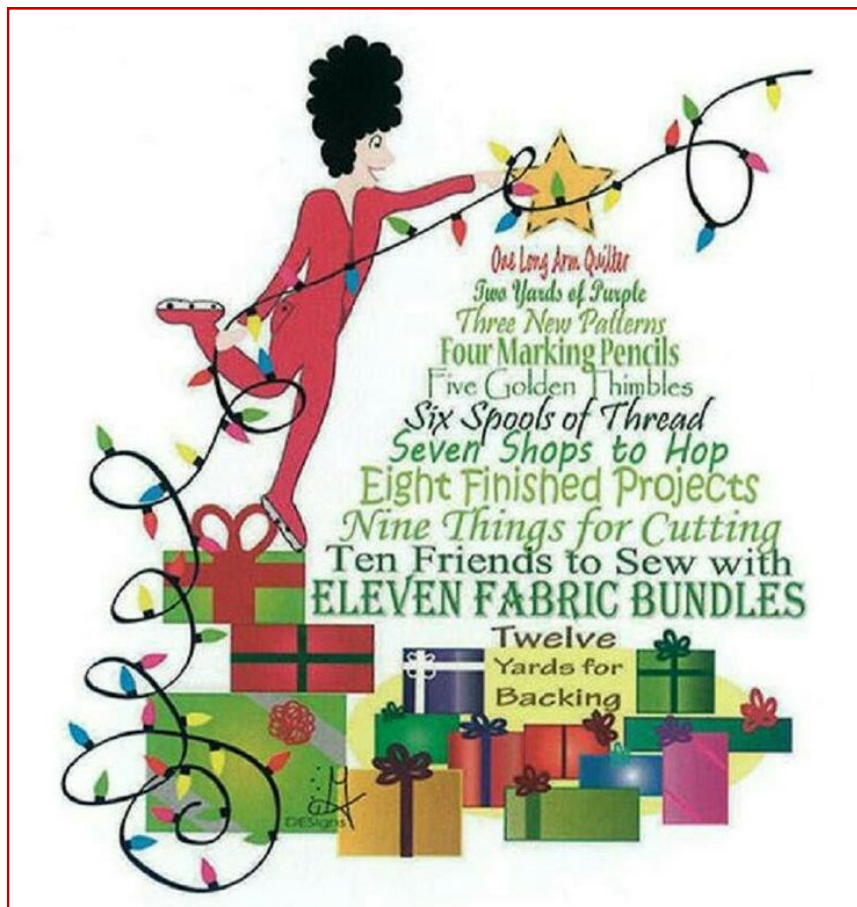
**TO QGbtS' NEWLY ELECTED OFFICERS FOR 2015-2016**

President: Susan Freudenthal


Vice President: Lee Hasse

Treasurer: Marie-Christine Leavitt

Secretary: Melinda Schwartz



**FAT QUARTER OF THE MONTH: "STRIPES AND SQUARES"**



Little confetti squares run down thick and thin stripes in this colorful design of white, tangerine, aqua, lemon, scarlet, jade, purple, candy pink, and lime. This fabric is part of the Peanuts collection partnered with Project Linus. Wider stripes are about 1/2", from the 'Project Linus' collection by © 2012 Peanuts Worldwide LLC for Quilting Treasures.

**FAT QUARTER OF THE MONTH DRAWING**

**WINNER:** Nancy Ialacci

**WELCOME TO NEW and RETURNING MEMBERS:**


**New Member:**

Barbara Pollack

**CONGRATULATIONS  
TO THE RED DOOR  
QUILT RAFFLE WINNERS:**



**Cathy Baldwin**



**Dellie Krebs**





**EVENT CALENDAR:**

**December 13, 2014**

- QOV presentation to Airman Debra Meltzer

**December 16, 2014**

- QOV Workshop

**December 30, 2014**

- Board of Directors

**January 8-10, 2015**

- Mancuso Quilt Show, WPB

**January 13, 2015**

Quilt Guild Meeting

- Devine Thread Embellishment Trunk Show by Marilyn Urciuoli
- Fat Quarter: Neutral

**January 14, 2015**

- Art of Embellishment Workshop by Marilyn Urciuoli

**January 20, 2015**

- QOV Workshop

**January 23-24, 2015**

- "Quilting in Paradise" Quilts Show, The Villages, Fl.

**January 28, 2015**

- Red Door Workshop

**February 10, 2015**

Quilt Guild Meeting

- Trunk Show: Machine Applique by Sarah Michael
- Fat Quarter: Hearts

**February 11, 2015**

- "Funky Chicken" Machine Applique Workshop by Sarah Michael

**UPCOMING WORKSHOPS:**

**Crazy Quilting & The World of Embellishments by Marilyn Urciuoli of Divine Threads**

Date: January 14, 2015

Location: Grace Community Church, El Rio Room

Time: 10:00 AM—3:00 PM

Fee: \$45.00 and \$20.00 Kit



**"Funky Chicken" Machine Applique by Sarah Michael**

Date: February 11, 2015

Location: Grace Community Church, El Rio Room

Time: 10:00 AM—3:00 PM

Fee: \$30.00



**"Butterfly Bouquet" Wall-hanging by Debbie Jones**

Date: March 11, 2015

Location: Grace Community Church, El Rio Room

Time: 10:00 AM—3:00 PM

Fee: TBD



**"Travelin' Light" Purse by Linda Thompson**

Date: April 15, 2015

Location: Grace Community Church, El Rio Room

Time: 10:00 AM—3:00 PM

Fee: \$30.00 +Optional kit \$25.00



**Workshop Refund Policy:** Workshop fees are refundable up to **5 days** prior to scheduled date.

**EVENT CALENDAR:**

**February 13-14, 2015**

- Space Coast Quilters Biennial Show, Titusville, Fl.
- Sun Bonnet Sue Quilters Guild Show, Vero Beach, Fl.

**February 17, 2015**

- QOV Workshop

**February 20-21, 2015**

- Peace River Quilt Festival, Punta Gorda, Fl.

**February 26, 2015**

- Red Door Workshop

**March 2-3, 2015**

- "Cause I'm Sew Happy" Spring Camp

**March 10, 2015**

Quilt Guild Meeting

- "Fabric Scraps Become Fine Art" Trunk Show by Debbie Jones
- Fat Quarter: Green

**March 11, 2015**

- "Butterfly Bouquet" Workshop by Debbie Jones

**March 12-14, 2015**

- Broward Quilt Expo, Fort Lauderdale

**March 25, 2015**

**April 14, 2015**

- Red Door Workshop
- Quilt Guild Meeting
- International Quilting

**April 15, 2015**

- "Travelin Light" Purse Workshop by Linda Thompson

**QGbtS DONATION QUILT**

**WE NEED YOUR HELP!**

Our "Green Garden Fantasy" donation quilt is finished. So far, we have sold \$169.00 in raffle tickets. All proceeds from this quilt will be used to support our guild and its educational programs.



The quilt is now on display at Sew Much Fun. It will go to Stitchcraft before going to the Mancuso Show in Palm Beach and then on to the Vero Beach for judging.

In order to have the quilt displayed at the Mancuso Show, we are required to do white glove duty. We **NEED** additional membership participation to assist with white glove duty and sell the raffle tickets at Mancuso. Many time slots are still open; they are in 2 hour increments. You will not need to walk or stand for the two hours; there will be spots to take breaks, as needed.

Please bring your calendars to the next meeting, so we can fill the empty slots.

If you have any questions, please call: Linda Bouvier [561-498-9777](tel:561-498-9777) or email [lbouvier@bellsouth.net](mailto:lbouvier@bellsouth.net)

Thanks for all your help in making our first donation quilt raffle a success.

Thanks,

Linda



**ANNUAL MEMBERSHIP DUES**

QGbtS annual membership dues for 2015 remain **\$30.00**.

**'MEMBERSHIP HAS ITS PRIVILEGES'**

Paid members of the QGbtS are eligible to:

- participate in Guild programs
- participate in workshops at a reduced rate
- receive monthly newsletter
- place ads in the classifieds.

Guests are welcome to attend our meetings with a donation of \$5.00 per month, twice during a year. Dues are non-refundable.

For information, contact Ellen Heckler.

**MEMBERSHIP DIRECTORY**

Please submit any changes, additions or deletions to the on-line membership directory.

Changes should be sent to Ellen Heckler via email:

[Ellen.Heckler@gmail.com](mailto:Ellen.Heckler@gmail.com)

**TREASURER'S REPORT**

Balance 10/31/2014	\$3,363
Income	\$ 1,247
Expenses	\$ 1,172
Balance 11/30/2014	\$3,438

Submitted by Lee Hasse,  
Treasurer

Budget available upon request.

**Quilt Guild by the Sea**

**ENJOY THE BENEFITS OF MEMBERSHIP THROUGH DECEMBER 2015!!!**

**ANNUAL MEMBERSHIP DUES \$30.00, payable by check**

For further information contact: Ellen Heckler [561-245-8280](tel:561-245-8280) or [quiltguildbythesea2011@gmail.com](mailto:quiltguildbythesea2011@gmail.com)

**KUDOS**

- Sew Much Fun and Stitch Craft have graciously volunteered to let us display the quilt and sell raffle tickets.
- Thank you to Ann Ford who graciously volunteer to make a beautiful label for our guild donation quilt.
- A HUGE thank you to Susan Freudenthal and Linda Adamcik for longarm quilting our QOV program. This is so necessary and indispensable for our QOV program.



**COMFORT BEARS**

Comfort Bears are being accepted by Joanne Miller.

Last month bears were given to the Achievement Center in Delray Beach and the Children's Place in Lake Worth.

For information, contact Joanne Miller.



**Orphan Blocks**


Linda Eddy, chair of Orphan Blocks, has orphan blocks ready for "Round Robin". Have fun!

Please continue to donate orphan blocks and save your scraps.



**IS SOMEONE WEARING A FLIP FLOP PIN?**

If someone at the Guild meeting is wearing a quilted flip flop pin, introduce yourself and give them a warm welcome. New members will wear these cute pins to identify themselves to other members.



**IT'S A BEE!!!**

**Central Boca Bee**

1st and 3rd Friday of the month at 10:00 AM -3:00PM of the month at Lincolnwood Clubhouse; December 5 & 19, 2014, and Jan. 2, 16, and 30, Feb. 6 & 20, April 3 & 17, May 1, 15, & 29, 2015



**South Guild (Snowbird Bee)**

The Snowbird Bee will resume on Friday, December 5th at 11 AM; it will meet weekly. Newcomers should call to check on location; occasionally we get bumped from the . For information call Kathy Rodosh (954-781-1228) or Karolyn Tiefenbach (248-835-7896).

**Applique Bee**

Membership is closed.

Information submitted by Kathy Radosh.

**RED DOOR PROJECT UPDATE**

- We continue to have an overwhelming response to the Red Door Project. We've had several more donations of fabric, quilt tops, blocks, and batting.
- Anyone willing to participate in Red Door, please see Karen Pugh or Janet Eckard.



**Join us for upcoming Red Door Workshops** at Grace Community Church, El Rio Room, on the 4th Wednesday of the month; December 17, 2014 and January 28, February 26, March 25, April 29, May 27, June 24, and July 29, 2015.

**Note: December 17th workshop will be held at Lincolnwood.**

There is something to do for everyone!



**QUILTS OF VALOR**

- Keep the Quilts of Valor blocks coming.
- We can always use Red, White, and Blue fabrics. Finished blocks are always welcome. Please bring your donations to any meeting.
- Our QOV program has produced 33 completed quilts. Your participation is greatly appreciated by our soldiers!
- Please join us for QOV workshops at Stitchcraft on Friday, December 5, 2014 and Tuesday, December 18, 2014 at Grace Community Church.
- Upcoming Workshops held at Grace Community Church, Del Rio Room, 9:30 AM—3:00 PM on the 3rd Tuesday of the month; January 20, February 17, March 17, April 21, May 19, June 16 and July 21, 2015.





**SAVE THE DATE!**

Save the date for a Quilt of Valor presentation.

'PoppoSanta' will present a Quilt of Valor to Iraq vet Debra Meltzer

on December 13, 2014 @ 6PM in John Prince Park,

Lake Worth. Poppopsanta will be distributing Christmas gifts to tots and will surprise Airman Meltzer with the honor of a Quilt of Valor. Join the fun in the season of giving. All are welcome.

For additional information, please contact Letty Covar, 561-715-3819.



*:: quilt of valor ::*

**QOV PRESENTATION:**

A QOV was presented to Mr. Sprecher, an 89 year old, WWII veteran who was in the Battle of the Bulge. He is also a Miami-Dade Police Citizen volunteer who works with the Nuisance Abatement Board. Mr. DiCarlo, the coordinator from Miami-Dade Police, who works with the board heard about QOV from our presentations to Mr. Lombard and Sgt. Hannah, and he submitted a nomination for a QOV for Mr. Sprecher.



**NEW QOV WORKSHOP**

Stitchcraft has opened its classroom for QOV on the first Friday of each month. All are welcome from 10:00 AM to 3:00 PM to work on Quilts of Valor.

Precut blocks will be supplied or bring your own Quilt of Valor project.

For additional information, contact Letty Covar [561-715-3819](tel:561-715-3819), [letty\\_ann@hotmail.com](mailto:letty_ann@hotmail.com)



**...ATTENTION...LAST CALL...**

**PLEASE RETURN**

**GRACE COMMUNITY**

**DONATION QUILT BLOCKS**

Anyone who has been working on blocks for the Grace Community Donation Quilt should return them at the December meeting, so the quilt can be assembled.

Thank you for your participation.







QOV ON PARADE





2014 BUILD-A-QUILT ON PARADE





**2015 BUILD-A-QUILT**

**A NOTE FROM LINDA ADAMCIK**

As many of you know, the 2015 Build-A-Quilt program has been passed onto me. I am excited to take on this challenge and hope that many of you will take this journey with me.

There will be 12 blocks that measure 12½" x 12½", unfinished. The pattern is easy to moderate with simple instructions to follow; pictures will be included each month with two different color choices.

Five fabrics required.

I started out picking a large print for Fabric E. Pull the colors from your print fabric for the blocks; then fabric's A B & C will build the blocks.


Fabric D will be for sashing.

Fabric's A, D & E will be used for borders.

I am always available to assist anyone who may need my help. Please feel free to contact me by email at [quiltqueen@att.net](mailto:quiltqueen@att.net) or call me at [561-310-1363](tel:561-310-1363).

Thanks,  
Linda

**FABRIC SELECTIONS:**





2015 BUILD-A-QUILT

Nine Patch Nirvana



**Ask and Answer**

Size: 12"

**Cutting Instructions:**

*Fabric:	Size & Shape:	# to Cut:
A (Lt. Orange)	4-1/2" Square	4
B (Blue)	4-1/2" Square	1
B (Blue)	2-1/2" Square	8
C (Cream)	4-1/2" Square	4
C (Cream)	2-1/2" Square	12

**Sewing Instructions:**

**Step 1:** Using a ruler and a pencil, draw a diagonal line on the wrong side of eight Color B (Blue) 2-1/2" squares, and twelve Color C (Cream) squares.



**Step 2:** With right sides together, layer a Color C (cream) 2-1/2" square in the upper right corner of a Color A (light orange) 4-1/2" square and sew on the diagonal line that you drew in Step 1. Trim away excess fabric 1/4" above the stitching and press seam toward Color C (cream). Repeat on the left side. Repeat Step 2 three more times for a total of four Color A/C units.



*Sew, trim and press.*

*Repeat on left side.*

**Step 3:** With right sides together, layer a Color C (cream) 2-1/2" square in the upper right corner of a Color B (blue) 4-1/2" square and sew on the diagonal line that you drew in Step 1. Trim away excess

2015 BUILD-A-QUILT

9-Patch Block, Page 2

fabric 1/4" above the stitching and press seam toward Color C (cream). Repeat on each corner in the following order: lower left, upper, left, and lower right. One center unit made.



*Sew, trim, and press in each corner.*

**Step 4:** With right sides together, layer a Color B (blue) 2-1/2" square in the upper left corner of a Color C (cream) 4-1/2" square and sew on the diagonal line that you drew in Step 1. Trim away excess fabric 1/4" above the stitching and press seam toward Color B (blue). Repeat on the lower right corner, pressing seam toward Color B (blue). Repeat three more times for a total of four corner stripe units.



*Sew, trim, and press in opposite corners. Make 4.*

**Step 5:** Using the block image at the top of the page as your guide, arrange the nine block units. Sew them first into rows, pressing the seams of the top and bottom rows toward the center and the seam of the middle row away from the center. Sew rows together to finish the block and press seams away from the center.

**Your block should measure 12-1/2" at this point. It will measure 12" when it is sewn into the quilt.**

**QGbtS LIBRARY**



We have wonderful books!

Take the opportunity to look through or borrow a book, a DVD, or a magazine that interests you.

All books must be checked out and returned at the next Guild Meeting. Late fees will be charged when applicable.

**Guild Librarians:**

Joan Cohn & Elaine Greenberg

Library Hours: 9:30—10:00 AM during every Guild meeting.

**FRIEND US!**

QGbtS now has our very own **FACEBOOK.**



Send in your pictures, comments, etc. to Joanne Miller.


**2015 MANCUSO QUILT CHALLENGE**

Theme: "Around and Around".

**Challenge Guidelines:**

**The entry must:**

- may be any size up to and including 54" X 75". Nothing larger.
- may be any shape.
- must include at least one complete circle in the quilt or the entry can be a quilt without corners (circular quilt).
- may use any quilting technique: pieced, appliqued, paper pieced, etc. Machine or hand quilted.
- must have a 4" hanging sleeve on the back.
- must have a label on the back right hand corner with your name, name of the person who did the quilting, the name of the quilt, and Quilt Guild by the Sea.
- must be made between August 12, 2014 and October 13, 2015.
- must be complete by October 13, 2015. **NO Exceptions or Extensions.**




Participation is welcome for everyone at all skill levels. Need help? Ask a guild member...

For further information, contact: **Janet Eckard** 561-271-5987

**BOOK REVIEW**


The Sampler Quilt - by Diana Leone

I haven't seem many Sampler quilts around, but 15 or so years ago they were quite the rage, and Diana Leone was the grand dame of this type of quilt. When I found this book among the many that have been contributed, I was delighted to have it in our library. The author includes both hand and machine piecing methods. The colors are a bit dated, but the patterns would work using today's modern fabrics. There are 30 traditional sampler patterns, and the bonus is they are great together or could stand alone in a wonderful quilt. This is a complete book which covers technique, supplies and finishing. I call this a real classic.



Review submitted by Joan Cohn





# Cause I'm Sew Happy

Announcing QGbtS Spring Camp 2015

Two days of quilting and friendship!

Monday March 2<sup>nd</sup> from 9AM to 9PM

Tuesday March 3<sup>rd</sup> from 9AM to 4PM

Junior League of Boca Raton

261 NW 13<sup>th</sup> Street,

Boca Raton, FL 33432

All of your sewing equipment and projects can stay in the room Monday night, no need to pack up. The room will be secured and locked.

Monday night dinner included: There will be choices of meat or no meat, gluten or no gluten..... Something for everyone.

Bring your favorite drinks.

Bring your own lunch on both days.



Cost is \$30.00 for both days.

\$15.00 refund if cancelled before February 16, 2015

No refund if cancelled on or after February 16, 2015



**Only 20 spaces available**



**Priority determined by Postmark.**

**Postmark no earlier than December 15, 2014**

**Please send your check to:**

Quilt Guild by the Sea, PO Box 64, Boca Raton, FL 33429

Any questions, please email [paquinprovost@gmail.com](mailto:paquinprovost@gmail.com) or call Diane at 561-409-3114

Sew Happily!

Kenny, Lee, & Diane



**MANCUSO SHOW MANAGEMENT**

**PRESENTS**

**WORLD QUILT SHOW—FLORIDA VI**

**PALM BEACH COUNTY CONVENTION CENTER**

**WEST PALM BEACH, FLORIDA**

**JANUARY 8—10, 2015**

**Featuring the World Quilt Competition XVIII: On Tour**

**“AIRING THE QUILTS: OUTDOOR MODERN QUILT SHOW AND SALE”**

**DATE: Saturday, February 7, 2015**

**TIME: 10:00 AM—4:00 PM**

**COST: Free, Open to Public**

**VENUE: Maxine Barritt Park, 1800 S. Harbor Drive, Venice, Florida**


Our venue is Maxine Barritt Park in Venice FL, under and around the Big Pavilion. It's a beautiful new beach-side park next to Sharkey's Restaurant. You will see modern quilts made by our very talented members. There will be quilts and other items for sale as well. So please join us for this very special day --and stay for a walk on the Beach!

To see some examples of our Member's Quilts, visit our website: [www.SarasotaModernQuiltGuild.com](http://www.SarasotaModernQuiltGuild.com)

Thanks very much for posting this announcement to your members.

Sincerely,  
Carole

Carole Lyles Shaw  
President, Sarasota Modern Quilt Guild



**2015 FLORIDA MODERN QUILT RETREAT**

**REGISTRATION NOW OPEN!**

This retreat will be a fun time for modern, contemporary and traditional quilters who want to learn about modern quilting design and quilting techniques.

**FLORIDA MODERN QUILT RETREAT**

[www.FloridaModernQuiltRetreat.com](http://www.FloridaModernQuiltRetreat.com)

**January 22-25, 2015**

Doors open Thursday, January 22, 2015 at 5 p.m.

Retreat ends Sunday January 25, 2015 at 3 p.m.

**Location:**

Lake Yale Baptist Conference Center, 39034 Country Road, Leesburg Fl. 34788

**REGISTRATION FEE:** SINGLE OCCUPANCY — \$390 PER PERSON  
DOUBLE OCCUPANCY — \$290

**Retreat Schedule:**

- Thursday, 5—6:30 p.m.: Set up your sewing space and dinner
- Thursday, 6:30 p.m.:
  - ◊ Welcome and Get Acquainted Game
  - ◊ "New Trends in Modern Quilting" Lecture and Trunk Show
  - ◊ Show & Tell
  - ◊ Door Prizes
- Friday, 9-10 a.m.: Retreat project instructions
- Friday, 10:15—12 noon: Optional workshop on Improvisational Piecing
- Friday, 3 p.m.: Door prizes and Q&A discussion on modern quilting
- Saturday, 9-11 a.m.: Optional workshops (new topics)
- Sunday, 9 a.m.: Tips for quilting your modern quilt on your home machine and working with professional Long Arm Quilter—lecture and discussion
- Sunday 1 -2 p.m.: Show & Tell and drawing for Door Prize

**Quilt Retreat Includes:**

- 3 Nights lodgings
- All Meals Included
- All optional workshops
- Fabric Bundle Door Prizes
- Sew on your own available all the time! Bring your own modern quilting project or UFO's
- Optional Modern Quilt Project—Instructions will be mailed to registrants in November

**Retreat Host:** Carole Lyles Shaw is the Host and Workshop leader for the retreat. She is President of the Sarasota Modern Quilt Guild. Two of her modern quilts were published in Modern Patchwork, Summer 2014. Carole is scheduled to teach at the 2015 Pacific International Quilt Festival. She has two modern quilting books that will be published in early 2015. Her website is: [www.modernquilter.us](http://www.modernquilter.us).





**BEGINNING FREE MOTION WORKSHOP BY BETTY NEW  
FEBRUARY 6, 2015, 5:00 PM-11:00PM, \$40/MAX 15 STUDENTS  
THIS IS AN EVENING CLASS!!!! - EASY ENOUGH FOR BEGINNERS**

Do you have a quilt top waiting to be quilted, but you need some guidance in deciding how to start and what type of quilting might look best? Perhaps you take all your quilt tops to someone else, but would really like to quilt them yourself. This is a class for just that purpose: come, learn, decide what designs to use, scale, texture, threads, and more. Learn to mark or not mark your designs. You will also practice free motion designs on your machine.

Fabric sandwiches: use ½ yard of a light solid colored fabric for the front and back; cotton batting. Spray baste the layers, and cut into two fat-quarter pieces. **505 Spray and Fix** basting spray is recommended; spray lightly. Come with these prepared and ready to go.

Sewing Machine in good working order and with the ability to lower the feed dogs. Know how to lower the feed dogs and don't forget your sewing machine cord.

- Supreme Slider if you have one.
- Paper and Pencil to practice designs before stitching. Marking pen or pencil that will show on your fabric
- Rulers: Long ruler such as a 2x24 or 5x24
- Needles: 80/12 or 90/14 (topstitch or embroidery needles recommended)
- Scissors for clipping threads and cutting paper
- Threads: one or two medium colors (40 or 50 wt.) that will show on the fabric sandwiches; cotton, rayon, or polyester. Have two extra bobbins filled with cotton 50 wt. thread that matches the color of the top thread.
- Quilting gloves or Glycerin Skin Protectant (found in Walgreens or Wal-Mart)

**BEYOND BASICS FREE MOTION WORKSHOP BY BETTY NEW  
FEBRUARY 7, 2015, 10:00 AM, \$40/MAX 15 STUDENTS  
INTERMEDIATE TO AVANCED STUDENTS/EXPERIENCE IN FREE MOTION**

Are you ready to add more pizzazz to your free motion quilting? If you are a confident free motion quilter and are ready to move forward, this is the class for you. Betty will teach many designs that do not require marking, and some designs that do. Learn a sampling of designs from leaves and feathers to swirls and fillers, plus techniques to improve your free motion skills. We will also discuss threads, marking, and how to choose designs for your quilt too.

Fabric sandwiches: use ½ yard of a solid colored fabric for the front and back; cotton batting. Spray baste the layers, and then cut into two fat-quarter pieces. **505 Spray and Fix** basting spray is recommended; spray lightly. Come with these prepared and ready to go.

Sewing Machine in good working order and with the ability to lower the feed dogs. Know how to lower the feed dogs. Sewing machine manual and cords.

- Mechanical Pencil regular cheap type. Mechanical Fabric Pencil-Chalk or Ceramic Lead such as Bohim, Fons & Porter, Sewline, etc. Pilot Frixon pen found in office supply stores.
- Paper and Pencil to draw designs
- Rulers: 12" is long enough
- Combo Circle Template found at office supply; circles range from 1/16" to 2X" or so protractor
- Needles: 80/12 or 90/14 (topstitch or embroidery needles recommended)
- Basic Sewing supplies scissors, pins, etc.
- Threads: one or two medium colors (40 or 50 wt.) that will show on the fabric; cotton, rayon, or polyester. Two extra bobbins filled with cotton 50 wt. thread that matches the color of the top thread.
- Quilting gloves OR Glycerin Skin Protectant found in Walgreens or Wal-Mart.
- Optional: Books and stencils that you have with feathers

A Free Motion or Darning foot and an extension table for your machine is necessary for both classes.  
Contact Debbie Sprague 561.951.9958 or Lynn Ward 954.993.3767 for more information.



## SAVE THE DATE

for

# The 13<sup>th</sup> Biennial BROWARD QUILT EXPO

### THE SHOW FEATURES:

- Nationally-recognized teachers **Karen Kay Buckley** and **Edyta Sitar**
- More than 30 Marketplace Vendors • BQE-tique shop
- Over 170 judged quilts • Challenge Quilt Competition • Special Exhibits
- Miniature Quilt Auction Friday 6:15 PM • Basket Walk Raffle / Door Prizes
- Professional Quilt Appraiser **Brenda Grampass**

### WHEN:

Thursday and Friday, March 12-13, 2015 - 10 AM to 6 PM  
Saturday, March 14, 2015 - 10 AM to 5 PM

### WHERE:

War Memorial Auditorium  
800 NE 8th Street  
Fort Lauderdale, FL 33304


### TICKETS:

\$10 per day, \$25 for 3-day pass, FREE city parking included! No strollers, please.  
**Buses and Groups welcome!** Contact Sherie McKenna 954-649-3989

### KICK OFF LECTURE AND AWARDS CEREMONY:

Wednesday, March 11, 2015 - 7:00 PM, War Memorial Auditorium  
***Reasons for Quilting*** Lecture by **Edyta Sitar**. Let Edyta be your guide on a walk through historical, political, and personal events that have inspired generations of quilters. Then enjoy the presentation of awards and ribbons. **Tickets:** \$10 in advance or at door.

See also: <http://www.browardquiltexpo.com/>



*"Where Quilts Are*

*Launched"*

*November 1, 2014*

*To Whom It May Concern:*

*My name is Janice K. Brock, and I am the VP in charge of Programs & Workshops for the Space Coast Quilters' Guild (SCQG) and we are looking for presenters and/or teachers for our monthly meetings or workshops in 2015.*

*Our workshops are the 1<sup>st</sup> Wednesday of every month (except July and December) and are usually at St. Gabriel's Church, 414 Pine Street, Titusville, FL.*

*Our monthly business meetings are the 3<sup>rd</sup> Wednesday of every month (except July and December) and are at the First Baptist Church of Titusville, 303 Main Street, Titusville, FL.*

*We like to educate and present all facets of quilting to our members. I would like to inquire as to your schedule, fees for either teaching a class, doing a trunk show for our guild, presenting new tools or accessories for quilting. Any and all information you can provide will be greatly appreciated.*

*Thank you for your kind attention.*

*Janice K. Brock  
VP – Programs & Workshops  
Space Coast Quilters' Guild  
P.O. Box 2996  
Titusville, FL 32781-2996*



SHOW 'N TELL—NOVEMBER





SHOW 'N TELL—NOVEMBER





**CLASSIFIED**

**Just Imagine Quilts**

---

**Custom Longarm Quilting**

◆ ◆ ◆ ◆ ◆

H. 561.470.6219  
C. 561.756.1090  
dottylevine82@yahoo.com

**Dotty Levine**  
10351 Sunset Bend Drive  
Boca Raton, FL 33428



**LINDA ADAMCIK**  
561-790-1009 H  
561-310-1363 C  
QUILTINGQUEEN@ATT.NET



**LONGARM QUILTING**



To schedule your quilt for machine quilting  
please contact Linda

**StitchCraft**  
creative quilting & sewing

399 S. Federal Hwy. tel: (561) 447-4147  
Boca Raton, FL 33432 info@stitchcraftboca.com  
www.stitchcraftboca.com

**Sew Much Fun**

Brother Sewing & Embroidery Machine Dealer  
Individual & Group Sewing  
Classes for adults & kids  
Fashion Fabrics & Notions  
Expert Alterations  
Embroidery Services  
Machine Repair & Scissor Sharpening  
Boca Valley Publix Plaza  
7491 N. Federal Hwy, Boca Raton, FL 33487  
561-999-9992 www.sewmuchfunandmore.com