



**CURRENT OFFICERS:**

**President:**

Suzanne McGee  
(201-207-7300)  
[sfmcgee@myacc.net](mailto:sfmcgee@myacc.net)

**Vice President/Photographer**

Linda Freyer  
(954-649-0031)  
[mooncreat@aol.com](mailto:mooncreat@aol.com)

**Treasurer:**

Lee Hasse  
(561-392-6866)  
[lmhasse@hotmail.com](mailto:lmhasse@hotmail.com)

**Secretary:**

Lisa Coles  
(240-626-8906)  
[Mels.coles@gmail.com](mailto:Mels.coles@gmail.com)

**Membership Director:**

Ellen Heckler (561-245-8280)  
[Ellen.Heckler@gmail.com](mailto:Ellen.Heckler@gmail.com)

**Program Director:**

Thyra Schubert  
(561-371-5992)  
[Teawithfelix@gmail.com](mailto:Teawithfelix@gmail.com)

**Publication Director:**

Deb Shoemaker  
(954-629-1720)  
[DebShoemaker22@gmail.com](mailto:DebShoemaker22@gmail.com)

**Photographer:**

Linda Fryer  
(954-649-0031)  
[mooncreat@aol.com](mailto:mooncreat@aol.com)

**Historian:**

Ann Ford  
[Ann.k.ford@gmail.com](mailto:Ann.k.ford@gmail.com)

**GELLI PRINT WORKSHOP by Linda Freyer**




**JANUARY GUILD PROGRAM:  
Quilt Judging by Beverly Fine**



**DID YOU KNOW:**

Why are pincushions were made to resemble a tomato? During the Victorian Era, folklore said that when a family moved into a new home, a fresh tomato placed on the mantle kept away evil spirits and brought prosperity. Since tomatoes were seasonal and tended to rot, the good-luck symbol was frequently fashioned from red fabric and stuffed with sand or sawdust making it ideal to serve as a means for storing pins and needles which were quite expensive in those days. Now the tomato is typically stuffed with wool to prevent rust, and the strawberry can be filled with an abrasive to sharpen the pins (and to store a thimble). Thanks for this info goes to The Daily Seam facebook page and [threadsmagazine.com](http://threadsmagazine.com).



**Quilt Guild by the Sea  
presents**

**NO CALORIE CUPCAKES**

Here is our new fund raising quilt;  
Tickets will be on sale beginning in  
February at our Guild meeting and  
will be raffled at the April Meeting.

Get 1 ticket for 1\$  
Get 6 tickets for 5\$



**!!! SAVE THIS DATE !!!**

**ANNUAL RETREAT**

**Tuesday—Friday**

**November 7—11, 2017**

Join us for QGbtS's annual retreat to be held at Duncan Center. Details soon to follow.

**EVENT CALENDAR:**

**February 1, 2017**

- Miami Art Quilters Exhibit, Key Largo, Fl.

**February 4-5, 2017**

- "Airing of the Quilts" Quilt Show, Sarasota Modern Quilters, Venice, Fl.
- Sunbonnet Sue Quilters Quilt Show, Vero Beach, Fl.

**February 14, 2017**

Guild Meeting

- Program: Celia M. Reid from Pat's Sacks of Titusville presents the history of feed sack fabric from 1920-1960 and trunk show. Information on the repair of antique quilts and how to locate vintage fabric is available.
- Show 'n Tell
- Fat Quarter: Animal Prints
- 50/50 Raffle

**February 17-18, 2017**

- "Quilts by the Sea" 14th Quilt Show, Amelia Island Quilt Guild, Fernanda Beach, Fl.
- Peace River Quilt Festival, Punta Gorda, Fl.

**February 21, 2017**

- QOV Workshop
- QOV Awards

**February 22, 2017**

- Comfort Quilts Workshop
- Fidget Workshop

**UPCOMING WORKSHOPS:**

**Jean decorating Workshop by Thyra Schubert**

Date: February 15, 2017  
 Location: Grace Community Church, Music Room  
 Time: 10:00 AM—3:00 PM  
 Fee \$20.00




**Applique of Caohagan Island Workshop by Dana Jones**

Date: March 14, 2017  
 Location: Grace Community Church, Music Room  
 Time: 1:00 PM—4:00 PM  
 Fee: \$35.00



**Thread Painting by Marianne Williamson**

Date: April 11-12, 2017  
 Location: Grace Community Church, Music Room  
 Time: April 11: 1 PM—4 PM  
 April 12: 10 AM—4 PM  
 Fee: \$60.00



**Raw Edge Applique Techniques by Linda Adamcik**

Date: May 10, 2017  
 Location: Grace Community Church, Music Room  
 Time: 10 AM—4 PM  
 Fee: \$30.00

**Catherdral Windows Workshop by Ronnie Luber**

Date: June 14, 2017  
 Location: Grace Community Church, Music Room  
 Time: 10 AM—4 PM  
 Fee: \$30.00



**Workshop Policies:** Payments for workshops must be received at the time of sign-up. Workshop fees are refundable up to 5 days prior to scheduled date.

**EVENT CALENDAR:**

**February 23, 2017**

- QOV Awards: Deerfield American Legion

**February 24-25, 2017**

- "Stitch in Time" Quilt Show, Naples Quilt Guild, Naples, FL
- "FAN"tastic Quilt Show, Lake County Quilters, Mt Dora, FL

**March 1-4, 2017**

- AQS Quilt Week, Daytona Beach, FL.

**March 3-4, 2017**

- "Quilts in Paradise" Friendship Knot Quilters Guild, Sarasota, FL.

**March 9-11, 2017**

- Broward County Biennial Quilt Expo, Fort Lauderdale, FL.

**March 14, 2017**

Guild Meeting

- Program: Dana E. Jones, artist and advocate for the quilts/quilt makers of Caohaagan Island in the Philippines will introduce these unique quilts and the people who make them through a slide show and quilt examples.

**March 14, 2017**

- Applique of Caohaagan Island Workshop by Dana Jones

**March 22, 2017**

- Comfort Quilts Cutting Workshop

**QOV DONATIONS:**

Thank you to everyone for their participation in the QOV Foundation and to those of you who contributed \$5.00 for QOV membership in December and January.

Through your contributions, our guild was able to obtain two bolts of batting, 90" X 30 yards, for \$100.00; the actual value of the batting is \$600.00.

Thanks to you many quilts tops can be completed and sent to the long-armed.



**QOV PRESENTATION CEREMONY**

**EVENT ON HOLD**

**NEW INFORMATION TO FOLLOW**

**February 15, 2017**

Sherrill Valdes, our guest speaker last May, is preparing a QOV Presentation Ceremony in collaboration with the Broward County/ Mission United Leadership whose leader, Leiland, received a QOV quilt from us at our May 2016 meeting.

The goal of this event is to present QOV quilts to a large number of Veterans who are involved in Mission United, helping other Veterans as they return home and are in need of assistance with a variety of issues.

This event is Feb 15 from 10am - 12pm at the Broward County Performing Arts Center in downtown Fort Lauderdale.



**EVENT CALENDAR:**

**March 29 & 30, 2017**

- QGbtS Spring Camp

**April 11, 2017**

Guild Meeting

- Program: Marianne Williamson Trunk Show
- Show 'n Tell
- Fat Quarter: Tea, Coffee, Kitchen
- "No Calorie" Cupcake Quilt Raffle Drawing
- 50/50 Raffle

**April 11–12, 2017**

- Thread Painting by Marianne Williamson

**May 9, 2017**

Guild Meeting

- Show 'n Tell: Neutrals
- Fat Quarter:
- 50/50 Raffle

**May 10, 2017**

- Raw Edge Applique Workshop by Linda Adamcik

**June 13, 2013**

Guild Meeting

- Program: Johanna Felberman of StitchCraft
- Show 'n Tell
- 50/50 Raffle

**2017 QGbtS CHALLENGE:**

**"WHO AM I?"**

We've had mug rugs, we've had tea towels, we've had mini quilts and log cabin challenges. Our 2017 challenge theme will be inspired by **YOUR INITIALS**.

Use your initials to depict the colors, the style, and the subject of your quilt.

Example: My initials are "SFC"

S could be used for the color---scarlet

F could be used for the subject---flower

C could be used for the style---crazy quilt

I would then have a crazy quilt with scarlet flowers.

or

"SFC" could stand for San Francisco, California. I could create a quilt depicting San Francisco. (Quilted example below)

**CHALLENGE GUIDELINES:**

**The entry must:**

- be any size up to and including 50" X 65"; the approximate size of a **Lap Top** quilt. Nothing larger.
- include at a minimum of two letters of your initials to inspire and complete your quilt as described above.
- use any quilting technique: pieced, appliqued, paper pieced, etc. Machine or hand quilted.
- have a 4" hanging sleeve on the back.
- have a label on the back right hand corner with your name, name of the person who did the quilting, the name of the quilt, and Quilt Guild by the Sea.
- be made and completed between December 1, 2016 and October 10, 2017. **No Exceptions or Extensions.**

A sign-up sheet will be available at the General Meeting.


Participation is welcome for everyone at all skill levels. Need help? Ask a guild member. For further information, contact: **Sarah Crew** 561-620-2856

Happy Quilting!



**IS SOMEONE WEARING A FLIP FLOP PIN?**

If someone at the Guild meeting is wearing a quilted flip flop pin, introduce yourself and give them a warm welcome. New members will wear these cute pins to identify themselves to other members.



**MEMBERSHIP DIRECTORY**

Please submit changes, additions or deletions for the membership directory.

Send changes to Ellen Heckler via email: [Ellen.Heckler@gmail.com](mailto:Ellen.Heckler@gmail.com)

**NEW MEMBERS:**

Wanda Goldfarb  
Alice Van Lennep (rejoined)

**FAT QUARTER OF THE MONTH DRAWING WINNER:**

Jo Wilson

**50/50 RAFFLE WINNER:**

Kathy Jackson



**IT'S A BEE!!!**

**Lincolnwood Bee:** Meets 1st and 3rd Friday of the month at 10:00 AM-3:00 PM at Lincolnwood Clubhouse.



Any questions, please call Sarah at 561-620-2856.

**COMFORT QUILTS**

**Kudos** to Cathy Baldwin: The wife of a Lynn Cancer Institute patient has donated fabric to Comfort Quilts to express her gratitude and appreciation for the quilt her husband received while under going chemotherapy.



Cathy has 16 quilts to deliver to the Lynn Cancer Institute Infusion Center at the Sandler Pavilion in Boca Raton

Quilt kits are available, and quilt tops need quilting.

**Comfort quilt size specifications are:**

- ◆ a minimum of **38 - 42" wide**, and a minimum of **48 - 54"** in length.
- ◆ Any fabrics for women, men, and children are acceptable.

The next Comfort Quilts workshop is scheduled for

**Wednesday, February 22, 2017.** Quilt kits to take home will be available at the guild meeting. There is something to do for everyone!

Please contact Cathy Baldwin at [cathyb1911@comcast.net](mailto:cathyb1911@comcast.net) for information or with any questions.

**FIDGET QUILTS**

Linda Eddy has kits ready for the next workshop. She will be delivering Fidget Quilts to children with attention disorders.




- The next workshops are scheduled for February 22, The Fidget workshop scheduled March 22, 2017. will be held at the Lincolnwood clubhouse.
- Bags with supplies are available for anyone who would like to participate in making a Fidget quilt.

Any questions, please contact Linda Eddy: [561-376-3996](tel:561-376-3996) or email: [eddylinda1007@yahoo.com](mailto:eddylinda1007@yahoo.com)

**COMFORT BEARS**

Please bring bears needing homes to Johanna Felberbaum at the next meeting. Kits will be available soon. If you have a suggestion of a place to donate bears, please contact Johanna at [Stitchcraft-boca@gmail.com](mailto:Stitchcraft-boca@gmail.com).



SPRING CAMP



**ANNUAL**

**MEMBERSHIP DUES**

QGbtS annual membership dues for 2017 will be **\$35.00**.

**'MEMBERSHIP HAS ITS PRIVILEGES'**

Paid members of the QGbtS are eligible to:

- participate in Guild programs
- participate in workshops
- receive monthly newsletter
- place ads in the classifieds.
- **Meeting attendance during the months of December through March will be for members only.**
- Guests are welcome to attend our meeting April through November with a donation of \$5.00 per month, twice a year.
- Dues are non-refundable.

For further information contact:  
Ellen Heckler [561-245-8280](tel:561-245-8280) or [quiltquildbythesea2011@gmail.com](mailto:quiltquildbythesea2011@gmail.com)

**MY BIG FAT GREEK SEWING CAMP  
Spring Camp 2017**

Place, Dates and times:

Junior League of Boca Raton  
261 NW 13th Street, Boca Raton, FL 33432  
Wednesday March 29 from 9:30am to 9:00pm  
Thursday March 30 from 9:00am to 4:00pm



Join QGBTs 4th Spring Camp  
Everyone gets a gift and lots of fun memories!

What to bring:

Your sewing machine with basic accessories and your sewing projects.  
All sewing machines, tools, fabrics can be left in the room Wednesday night.  
Your lunch and drinks for both days.

Cost:

\$35.00 per person  
This includes a Greek dinner on Wednesday night. Please check with us later if this menu does not meet your special diet, you must bring your own dinner.  
There is a fridge and microwave for your convenience.

Mail your payment of \$35.00 after January 1<sup>st</sup>, **NO EARLIER**

To: Diane Paquin Provost  
22600 Esplanada Circle W, Boca Raton, FL 33433  
We will honor RSVPs in the order received **AFTER** the 1<sup>st</sup> of January 2017.  
No refund after March 1, 2017.  
Checks from members on the waiting list will be deposited only when space becomes available and after they confirm their attendance.

If you own a portable sewing table and will bring it, please indicate it when sending your payment, this may open spaces for more members to attend.

Kenny, Lee, Linda F & Diane  
Your Spring Camp Committee

**ATTENTION...**


**ALL MEMBERS**

**DON'T FORGET TO  
SIGN IN AT THE  
GUILD MEETING!**



**DID YOU KNOW:**

If you are having trouble threading a needle, a quick squirt of hair-spray will tame that fiber and ... viola!



**CARING HEARTS**

Caring Hearts is an on-going part of our newsletter. Any information to be included in this portion of the newsletter should be emailed to: [DebShoemaker22@gmail.com](mailto:DebShoemaker22@gmail.com).



**FAT QUARTER OF THE MONTH: OCEAN JOURNEY DREAMING**

This Australian Aboriginal design of painted sea turtles, with white, black, natural, adobe, auburn, rust, brown, light olive, green, teal, cobalt blue and iris purple, capture the imagination as they swim through circles and past sections of maps on their trek to the ocean.

Larger turtles are approximately 5 1/2",. From the 'Sea Turtles' collection by [Fabric-Quilt](#).



**FAT QUARTERS FOR 2017**

**March:** Print Words

**April:** Tea/Coffee/Kitchen

**May:** Neutrals

**June:** Patriotic

**July:** Bold Colors (solids/prints)

**August:** Sewing

**September:** Florida

**October:** Travel

**November:** 1930's—1940's

**December:** Party (New Years, Birthdays, etc.)




**BOOK REVIEW: 365 FREE MOTION QUILTING DESIGNS**  
By Leah Day

I seldom order new books for our library because over the years our Guild has been given hundreds of marvelous books. These books are real treasures, and although I would love to keep each one, space and time forces me to redistribute some of them.

This book by Leah Day is an exception. I bought it as a special request from one of our members, and after reading it, I now offer it to you. The purpose of this book is to inspire and encourage you to machine quilt your work; it is not so much a tutorial but an inspiration. Leah Day has developed 365 free motion patterns from very simple to very complicated; all can be executed with patience and practice. She helps you get started, and then you are on your own. I found the patterns overwhelming at first until I began to trace some with my finger and stylus; they are very doable. Video tutorials are available for each design as well.

Submitted by Joan Cohn





**QGbtS LIBRARY**

We have wonderful books!



Take the opportunity to look through or borrow a book, a DVD, or a magazine that interests you.

All books must be checked out and returned at the next Guild Meeting. Late fees will be charged when applicable.

New books and magazines always accepted for our library.

**Guild Librarians:**

Joan Cohn & Elaine Greenberg

Library Hours: 9:30—10:00 AM during every Guild meeting.

**NOTE FROM THE TREASURER:**

Quilt Guild by the Sea is introducing two new forms to help the Treasurer manage monies. The first form will accompany monies turned in (i.e. workshop fees, dues, etc.) and the second form is to request reimbursement.

These forms will be available on our website for those who have a need to use them.

**FRIEND US!**

QGbtS now has its very own **FACEBOOK.**



Send in your pictures, comments, etc. to Joanne Miller at: [Barniesmom123@gmail.com](mailto:Barniesmom123@gmail.com)

**THREADS Courtesy of Quilting Board**

Monofilament thread is made from two materials -- nylon and polyester. Both nylon and polyester monofilament thread are readily available to quilters and have a similar appearance. The threads may be used interchangeably in machine quilting or for "mock hand appliqué" stitched on the machine. [Invisible thread](#) is helpful for beginning machine quilters since it makes stitches less noticeable.

**Nylon monofilament thread**

Be sure to buy size .004 monofilament thread. Nylon monofilament thread is available in your [sewing machine dealer](#), quilt shop or fabric store -- under different brand names. Some stores stock all brands available and some stores only stock the brand the owner or buyer prefers. Ask store personnel for recommendations.

The most recognized brands for nylon monofilament are Sew Art International invisible nylon, YLI Wonder Thread, and Collins by Prim-Dritz. Nylon monofilament thread is packaged on cardboard tubes or cross wrapped small white cones. If possible, check the thread before you buy. Try to break the thread. It should break very easily and not be coarse or stiff.

Nylon thread that comes in large cones is usually used for the serger and not recommended for machine quilting. Serger thread and is thicker and not as soft and would not have the resiliency needed to be used in a quilt. The small amount of money saved would not be worth the unsatisfactory results.

Nylon thread becomes brittle after it is stored on the cone for long periods so it is better to buy fresh thread in smaller amounts.

**Polyester monofilament thread**

Sulky makes a polyester .004 monofilament thread and that comes on a regular spool. It is recommended by many professional quilters and quilt book authors over the nylon because of its softness and durability. Some quilters prefer to use polyester monofilament thread because they are using polyester batting and wish the thread to be a similar fiber content.

Polyester monofilament is slightly more expensive than nylon but is known to be softer and less visible when stitched into the quilt.

Both nylon and polyester monofilament threads come in clear or smoke. The clear would be best for lighter colors of fabric and use the smoke color on darker fabrics. One of the main reasons to use invisible threads is because they are invisible.

Be sure to purchase a well know brand name for monofilament thread. This is one area where you don't want to cut corners. Inexpensive monofilament thread is stiff and breaks easily -- and will not wear well in your quilt over time. Remember, the better quality monofilament thread will be soft and pliable.



**THREADS Courtesy of Quilting Board (continued)**

When using monofilament thread on the top of the machine use a 50-weight 3 ply or 60-weight 2 ply 100% cotton thread in the bobbin. [Invisible thread](#) can be used in the bobbin with success, although Sue Nickels, award winning machine quilter, prefers the appearance of cotton thread on the back of her quilt and the combination of monofilament on the top and cotton in the bobbin provides a weight and appearance similar to hand quilting. Harriet Hargrave, author of many machine quilting instruction books, says that nylon invisible thread is the only thread other than cotton that she recommends to use on quilts.

Remember that invisible thread is heat sensitive so if you will need to press your stitching be sure to use a pressing cloth between the stitching and the iron.

Because the nylon and polyester monofilament threads are not natural fibers and have not been used in quilts until recent years we do not know how they will last over the long term. Some quilters prefer to use all cotton threads on their heirloom quality quilts and use monofilament on quilts that are more likely to be used up.

Although several professional quilters have used monofilament threads and the threads are still soft after quilts being used and laundered we have only used these threads in quilting for about 20 years. So make your own choice concerning the type of thread that you wish to use in your quilts. You might want to use the monofilament threads for baby quilts, placemats, [tote bags](#) and things that will be used up and not left for future antique dealers to sell at high prices.

Remember it is your quilt and make it to please you.

**Piecing Quilts On A Serger**

I pieced my first quilt top on a serger or overlock [sewing machine](#). It was a Trip Around the World that was pieced in strips and cut and those strips stitched together. My second quilt top, a Log Cabin, was also pieced on a serger. All other quilts I have made in the twenty-two years since then were pieced on a standard lockstitch home [sewing machine](#). I prefer the standard lockstitch to the excess thread needed to make the stitch on the overlock.

Sergers or overlocks usually come with an option of making stitches with either three, four or five threads. The three thread stitch is designed to use on knits so quilts would need to be stitched with either the four thread or five thread seams. Obviously the more threads involved in making the seam the bulkier the seam allowance.

When sergers first were available to home sewers, they would stitch approximately twice as fast as a standard home [sewing machine](#). A serger stitched at 1500 stitches per minute in comparison to a lockstitch machine that would stitch 800 stitches per minute. Many strip piecers liked the faster speed of sergers.

The past several years many of our standard lockstitch machines designed for "short-arm" quilting with the larger 10" throat will stitch 1500 - 1600 stitches per minute. The larger throat machines can also be used on a standard table and used for piecing making for faster stitching.

Don't let the faster stitching of the sergers or larger machines fool you into thinking you will be able to sew twice as fast -- remember that when piecing or chain piecing small pieces there is almost not enough time to get to top speed before having to slow down to add another pair of patches. The faster machine speed is simply too fast to be advantageous to use for basic piecing.

Many sergers come with a differential feed. What is differential feed ratio - it is the ratio of differen-

**THREADS Courtesy of Quilting Board (continued)**

Many sergers come with a differential feed. What is differential feed ratio - it is the ratio of differential feeding power that is adjustable with the main feeding. To translate -- with differential feed you can set the machine to prevent thin materials from puckering, and you can set the machine to prevent elastic or very stretchy knits from stretching or puckering.

Do not confuse the differential feed on a serger with a walking or even feed foot on a standard [sewing machine](#). The walking foot or even feed foot on a standard sewing machine helps stitch the three layers of the quilt sandwich without a shifting of layers. The differential feed on a serger has an entirely different function. Differential feed is only needed for knit and stretchy fabrics to keep them from puckering.

If you are going to piece quilts with tightly woven 100% cotton fabric you would not use the differential feed on the serger. A serger that didn't have differential feed would be adequate for all quilt piecing.

If your piecing style is making large strip sets you might save some time using a serger or a faster machine. But remember there will be more bulk in the seam area because of the extra thread.

**MARK SHERMAN CRUISE PICTURE GALLERY**

**Submitted by Kathy Louderback**

These photos are from the cruise with Mark Sherman, Karyn Dengler, Sarah Crew, and Frieda Toback, and I. We finished our quilt top using the fabric weaving technique Mark taught.

We had so much fun; we celebrated Sarah's birthday and had a dress up "pirates day". We met wonderful quilters from all around the United States. Four ladies from the guild in Port St Lucie became our very good friends. We hope to get together with them again soon.

We're hoping to bring our finished quilts to the next meeting.





**NANCY PRINCE**

**THREAD PAINTING AND SKETCHING COMBINED**

6 HOURS— February 22, 2017—Boca Raton Community Center—9—3 PM

The example shown below will be your completed project.



This workshop will introduce you to both thread painting and thread sketching. A pre-printed design easily guides you through each step to assure your success right from the start. You will be amazed how a straight and zigzag stitch creates magic right before your eyes.

All aspects of each design are demoed via camera and projector so it is almost like having a private lesson with me. So come see how easy it is and how much fun creating designs in thread can be!

To reserve your space contact Carol Stolenberg of the Gold Coast Quilter's Guild at 561.239.4729.

Class Fee: \$55.00

Kit Fee: \$18.00

**GOLD COAST RETREAT 2017**

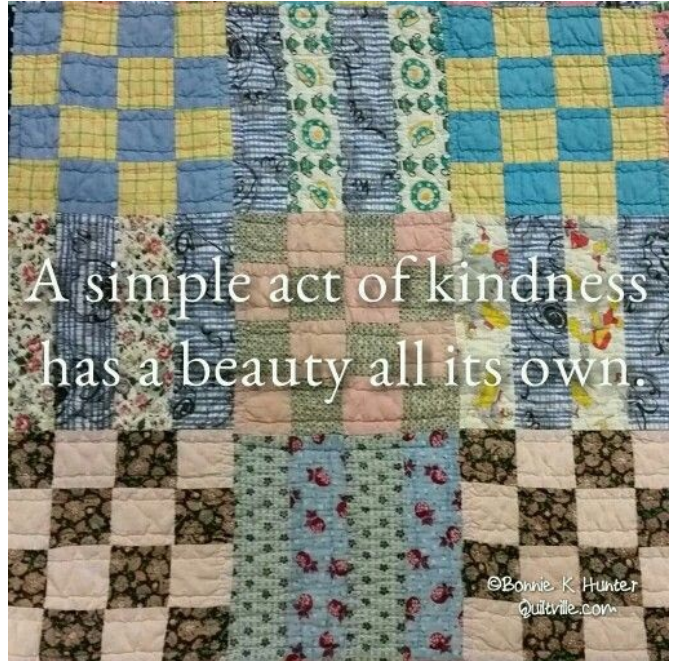
To Members of Quilt Guild by the Sea,

There are a few seats left on the bus for the 2017 Gold Coast Retreat (February 27—March 2, 2017) at the Life Enrichment Center (including the last day at the Daytona AQS Show).

Rochelle Staiano and Pat Conte will be joining us.

If anyone else is interested in joining us, please email Stormy Schevis for additional information at [sschevis@gmail.com](mailto:sschevis@gmail.com) or call 954.448.3678.

***Take time everyday to do what makes the soul smile.***



**QUILTS BY THE SEA™**

Fourteenth Triennial

**QUILT SHOW**

Presented By **The Amelia Island Quilt Guild**  
a non-profit 501(c)(3) organization

**Friday, February 17 & Saturday, February 18, 2017**

**Atlantic Recreation Center Time: 9 AM - 5 PM**

**2500 Atlantic Avenue Admission: \$10**

**Fernandina Beach, FL 32034**

**Featuring:**

For More Information Visit:

 [www.AIQuilters.Com](http://www.AIQuilters.Com)

 [QuiltsByTheSeaAmelia](https://www.facebook.com/QuiltsByTheSeaAmelia)



-  Beautifully Displayed Quilts
-  Dazzling Raffle Quilt
-  Technique Demonstrations
-  Craft & Quilt Boutique Items
-  Merchant Mall
-  Silent Auction
-  Door Prizes





BROWARD QUILT

*Expo*

P.O. Box 460621  
Fort Lauderdale, FL 33346-0621  
www.browardquiltexpo.com  
BQE 2017 Quilt Collection:  
**Judy Kaplan**  
quiltentry@browardquiltexpo.com  
954-753-5493

## Quilt Entry

### BROWARD QUILT EXPO

March 9<sup>th</sup> - 11<sup>th</sup>, 2017

HEAR YE, HEAR YE, HEAR YE!!

#### Quilt Categories:

MD = Modern Design  
Y = Youth  
LP = Large Pieced  
SP = Small Pieced  
TPL = Two-Person Large  
TPS = Two-Person Small  
AP = Appliqué  
APD = Appliqué Duo  
MI = Miniature  
MT = Mixed Techniques  
ID = Innovative Design  
G = Group  
C = Challenge  
EO = Exhibit Only

Broward Quilt Expo (BQE) will be held from March 9th through March 11th, 2017 at War Memorial Auditorium, Fort Lauderdale, FL!

As quilt entry chair, I would like to invite the members of your guild to participate by entering a quilt in the show. If you haven't already, please visit our website ([browardquiltexpo.com](http://browardquiltexpo.com)) and click on "quilt entry" to find out more information.

If you are planning on entering one or more of your quilts for the show, you need to complete your entry on or before Wednesday, February 8th, 2017. You can do this by downloading an entry form from the BQE website and mailing your entry along with your fee so it arrives before the deadline; or you can enter on-line with a credit card for your quilt entry fee(s). We hope that you will not only enter a quilt (or two!), but will come to see the expo with your friends.

If you have any questions or want further information, please contact me at (954) 753-5493 or [quiltentry@browardquiltexpo.com](mailto:quiltentry@browardquiltexpo.com). We anticipate a really great show and you can help make that happen!

Sincerely,  
Judy Kaplan

*Judy Kaplan*

BQE 2017 Quilt Collection Chairperson

**HOLIDAYS IN FEBRUARY**

February 4: **Eat Ice Cream for Breakfast Day**

February 5: **Superbowl Sunday**

February 7: **Send a Card to Friend Day**

February 8: **Kite Flying Day**

February 10: **Umbrella Day**

February 11: **National Inventors Day**

February 12: **Abraham Lincoln's Birthday**

February 14: **Valentine's Day**

February 17: **Random Act of Kindness Day**

February 18: **National Drink Wine Day**

February 20: **Love Your Pet Day**

February 24: **National Tortilla Chip Day**


February 26: **Oscar Night**

February 27: **Polar Bear Day**


February 28: **Mardi Gras Fat Tuesday!**



Life is better with friends!




Random Acts of Kindness: encourage someone, thank the custodian, start a kindness campaign, hold a foodbank drive, take time to really listen to a friend, be more positive, post inspiring quotes around the school, hold the door open, speak kindly, write a thank you note, write a positive note on a sticky and post it, be grateful, surprise another class with a treat, volunteer, do something kind for the environment, bake cookies for someone, write a letter, do a chore without being asked, thank a parent, befriend someone new, smile at someone new, pick up litter, call a grandparent, forgive someone, start a kindness club, hold a fundraiser.





SHOW 'N TELL—JANUARY





SHOW 'N TELL—JANUARY



