



QUILT GUILD BY THE SEA NEWSLETTER

January 2014

VOLUME 4, ISSUE 1



JANUARY GUILD MEETING

Tuesday, January 14, 2014

To be held at:

Grace Community Church

600 W. Camino Real,

Boca Raton

Time: 10:00AM — 12:00 PM

Program:

- Charlotte Noll Trunk Show
- Show 'n Tell
- Fat Quarter: Stripes

PRESIDENT'S LETTER

Happy New Year! Where did 2013 go? I can't believe it went so fast! Now it's 2014. And believe it or not, our Guild is now four years old. We have come so far, so fast. Four years ago, an exploratory meeting was organized by the Gold Coast Guild to see if there was interest in forming a day guild. A small group of us met and a day guild was formed. Looking back, how lucky we were to find the talent and expertise of our founders. Linda McKnight was our guiding force; she had the knowledge and ability to unite our various strengths and talents into a cohesive, functioning organization. Diane Provost became our program director. And so we grew.

The nuts and bolts of the Guild are held together by the board:

- Dolly O'Shea, Vice President, is always there with her quiet, calm demeanor as she zeroes in on the gist of an issue and keeps us on track.
- Lee Hasse, Treasurer, has taken on the responsibility of incorporating the Guild this year, a tedious task if ever there was one.
- Ellen Heckler, Membership Director, maintains our membership list, sends out meeting notices, and Guild communications. Ellen also takes the minutes of our board meetings.
- Diane Provost, continues to do a phenomenal job as our Program Director. Each month's program is more exciting than the last. It is my personal belief that Diane's programs and energy are what has attracted so many members to our Guild.
- Deb Shoemaker, Publications Director, gives us the very best newsletter ever. Deb publishes the newsletter monthly, is the principal photographer, and maintains our website.
- Joan Cohn and Elaine Greenberg, Librarians, work tirelessly to keep our library in order.

The people on the board make my life and my job "a piece of cake." Thank you, one and all. And a thank you to all our committee chairs for your tireless work for the Guild. Because of all of you our fourth year, will be the best ever.

Our board meetings are **always** open to our membership. Our meetings are interesting and fun; we always have a good time. Come to our board meetings, get to know us better, and share your ideas with us. Join us in making 2014 memorable,

Sarah Crew, President



VOLUNTEERS NEEDED

QGbtS is in need of volunteers for the following positions:

- Guild Photographer
- Recording Secretary
- Local Longarm Quilters



CURRENT OFFICERS:

President:

Sarah Crew (561-620-2856)

crewhawken@aol.com

Vice President:

Dolly O'Shea (561-391-9368)

DollyOShea@comcast.net

Treasurer:

Lee Hasse(561-392-6866)

lmhasse@hotmail.com

Membership Director:

Ellen Heckler (561-245-8280)

Ellen.Heckler@gmail.com

Program Director:

Diane Provost (561-409-3114)

paquinprovost@gmail.com

Publication Director:

Deb Shoemaker

(954-629-1720)

DebShoemaker22@gmail.com

**"FUN WITH YO-YO" TRUNK SHOW GALLERY PRESENTED BY
BETTY SADOW AND MARCIA LAYTON**



ANNUAL MEMBERSHIP DUES

QGbtS annual membership dues for 2014 remain **\$30.00**.

'MEMBERSHIP HAS ITS PRIVILEGES'

Paid members of the QGbtS are eligible to:

- participate in Guild programs
- participate in workshops at a reduced rate
- receive monthly newsletter
- place ads in the classifieds.

Guests are welcome to attend our meetings with a donation of \$5.00 per month twice during a year. Dues are non-refundable.

For information, contact Ellen Heckler.

MEMBERSHIP DIRECTORY

Please submit any changes, additions or deletions to the on-line membership directory.

Changes should be sent to Ellen Heckler via email:

Ellen.Heckler@gmail.com

TREASURER'S REPORT

(11/30/2013)

Balance 11/30/2013 \$5,350

Income \$1,795

Expenses \$1,788

Balance \$5,357

Submitted by Lee Hasse,
Treasurer






"FUN WITH YO-YO'S" WORKSHOP GALLERY



IS SOMEONE WEARING A FLIP FLOP PIN?

If someone at the Guild meeting is wearing a quilted flip flop pin, introduce yourself and give them a warm welcome. New members will wear these cute pins to identify themselves to other members.



WELCOME TO OUR NEW MEMBERS:

Carol Filipek, Karen Fischer, Deanna Giles, Dellie Krebs, Judy Shelton, Elaine Silberman, and Sheila Solen

IT'S A BEE!!!



Information submitted by Kathy Radosh.

The Bee's below are open to new members:

Central Boca Bee

1st and 3rd Friday, 10:00 AM-3:00PM, of the month at Lincolnwood Clubhouse.

South Guild (Snowbird Bee)

Snowbird Bee meets at Lighthouse Point Community Center, Dixon Ahl from 1:00AM—3:00 PM.

KUDOS

- A huge Thank You goes to Shirley Bloom for designing and piecing QGbtS's banner and to Linda McKnight for quilting it!
- Thank you to Lee Hasse and Diane Provost for their in Incorporating QGbtS and turning in the necessary paperwork.



QUILTS OF VALOR

- Thank you to Deb Shoemaker, Susan Berke, and Karolyn Tienfenback for donating fabric to Quilts of Valor.
- Keep the Quilts of Valor blocks coming.
- We can always use Red, White, and Blue fabrics. Finished blocks are always welcome. Please bring your donations to any meeting.
- Upcoming Workshops held at Grace Community Church, Del Rio Room, 9:30 AM—3:00 PM; January 21, 2014, February 18, 2014 and March 18, 2014



Your participation in this program is appreciated by our soldiers.


RED DOOR PROJECT UPDATE

- Sarah Crew, Ellen Heckler, and Margie Shiner delivered seventeen quilts to Gilda's Club during December.
- Thank you to Deb Shoemaker, Diane Provost, Susan Berke, and Karolyn Tienfenback for fabric donations.
- We continue to have an overwhelming response to the Red Door Project. We've had several more donations of fabric, quilt tops, blocks and batting.



Join us for upcoming Red Door Workshops at Grace Community Church, El Rio Room on January 29, 2014, February 25, 2014, and March 26, 2014.

There is something to do for everyone!



EVENT CALENDAR:

January 14, 2014

Quilt Guild Meeting

- Charlotte Noll Trunk Show
- Fat Quarter: Stripes

January 15, 2014

- Mosaic Quilting Workshop by Charlotte Noll

January 21, 2014

- QOV Workshop

January 28, 2014

- Board of Directors Meeting

January 29, 2014

- Red Door Workshop

February 11, 2014

Quilt Guild Meeting:

- Hilia Ricci Trunk Show
- No Mess Dying Workshop with Hilia Ricci
- Fat Quarter: Batik

February 18, 2014

- QOV Workshop

February 24, 2014

- Red Door Workshop

March 4 & 5, 2014

- Downton Abbey Quilt Party

March 11, 2014

Quilt Guild Meeting:

- Zentangle with Debbie Perdue
- Fat Quarter: Black & White

March 14, 2014

- Zentangle Workshop

UPCOMING WORKSHOPS:

Mosaic Quilting Workshop by Charlotte Noll

Date: January 15, 2014

Location: Grace Community Church

Time: 10:00 AM—3:00 PM

Fee: \$35.00



No Mess Dying by Hilia Ricci

Date: February 12, 2014

Time: 10:00 AM—3:00 PM

Location: Grace Community Church

Fee: \$50.00 (kit included)


Zentangle Workshop by Debbie Perdue

(Date: March 14, 2014)

Location: Grace Community Church

Time: 10:00AM—3/4:00 PM

Fee: \$60.00 (\$65.00 non-members)




Downton Abbey Quilt Party

Date: March 4 & 5, 2014

Location: Junior League of Boca Raton,
261 NW 13th Street

Time: 8:30 AM—4:00 PM

Fee: \$10.00 (non-refundable)



Quilt Appraisals by Brenda Grampsas

April 8, 2014

Have Brenda Grampsas appraise your quilt after the Guild Meeting.

Fee: \$40.00 (written appraisal), \$10.00 (verbal appraisal); non-refundable

Registration and advanced payment is REQUIRED

EVENT CALENDAR:

March 18, 2014

- QOV Workshop

March 26, 2014

- Red Door Workshop

April 8, 2014

Quilt Guild Meeting:

- Brenda Grampsas: Granny's Attic and quilt appraisals following the meeting
- Fat Quarter: Reproduction Fabrics

April 15, 2014

- QOV Workshop

April 23, 2014

- Red Door Workshop

May 13, 2014

Quilt Guild Meeting

- Tea Towels and Fabric Swap
- Fat Quarter: Kitchen Fabrics

May 20, 2014

- QOV Workshop

May 27, 2014

- Red Door Workshop

June 10, 2014

Quilt Guild Meeting

- Sue Tharp Trunk Show, Eleanor Burns Specialist
- Fat Quarter: Jewel Tones (Ruby, Garnet, Emerald, etc.)

June 11, 2014

- Jewel Box Quilt Workshop by Sue Tharp

ANNOUNCING 2014 MANCUSO QUILT CHALLENGE

Janet Eckerd has graciously agrees to head up the 2014 Mancuso Challenge for our Guild. The challenge topic was revealed at the general meeting. Challenge Guidelines are as follows:

Theme: A Dream Vacation/Dream Trip/ Places I've Been

Quilt Method: Machine or hand pieced, machine or hand quilted

Hanging: Sleeve required

Size: Any size

Date Due: August 2014 Guild Meeting


Last year members of our guild had some lovely entries.

Participation is welcome for everyone at all skill levels, Need help? Ask a guild member ...

For further information, contact:


Janet Eckerd

561-870-7023



FAT QUARTER OF THE MONTH: STRIPES

PROJECT LINUS—STRIPES AND SQUARES



Thin and thick stripes are joined by tiny confetti squares in this cheery, colorful design in white, tangerine, aqua, lemon, scarlet, jade, purple, candy pink and lime. Wide stripes are about 1/2 inch. This fabric is part of the Peanuts Collection from 'Project Linus' @ 2012 Peanuts Worldwide LLC for Quilting Treasures.

FAT QUARTER OF THE MONTH DRAWING

WINNER:

Diane Provost

DONATION OF RED, BLACK AND WHITE FABRIC

Margie Shiner is collecting red, black and white fabric to create a quilt for the Gilda's Club living room.

This quilt will have a permanent home at Gilda's Club.

ANNOUNCING

DOWNTON ABBEY WORKSHOP

Quilt Guild by the Sea will be holding a Downton Abbey Workshop on March 4 & 5, 2014.

There are only three requirements for this workshop:

- Registration for the workshop is required
- Fee: Non-refundable \$10.00
- A minimum of 1 Downton Abbey fabric is required in the quilt
- Pattern is your choice

Downton Abbey fabrics will be available locally from Sunshine Sewing; Faye has ordered 16 fabric selections. Stitchcraft will also have a limited selection. Fabrics can be ordered online at: Quilthome.com, eQuilter.com, and Andover.com.



Quilting Guild of The Villages

Serving residents of Florida's 'Friendliest Hometown'

Please let your members know that the Quilt Guild of The Villages will be holding our Second Marketplace of quilt and sewing vendors this coming January at:

Wildwood Community Center

6500 CR 139,

Wildwood, Fl. 34785

Friday and Saturday, January 24—25, 2014

General Admission: \$7.00/day

Check for vendor list and map at:

www.qgotv.org/markeyplace_2014.html

Do You Tangle?

Learn to Zentangle

Learn beautiful patterns/tangles that will enhance your embroidery, quilt design, stitching/quilting, & even fabric discharging.

No stress, it calms the mind.
No prior art training required.
No erasers, you can't make a mistake.



Join Debbie Perdue, Certified Zentangle Teacher

www.doyoutangle.com

For a Lecture, Trunk Show and lots of FUN!

Tuesday, March 11, 2014

Zentangle & Fabric
Workshop

Friday, March 14, 2014



Sponsored by the Quilt Guild By The Sea

BUILD-A-QUILT INSTRUCTIONS—JANUARY, 2014

YOTSU KUMI SUJIKAI (Four paired braces)

Inspired by geometric kamon (family crests)

Choose 5 Fat Quarters

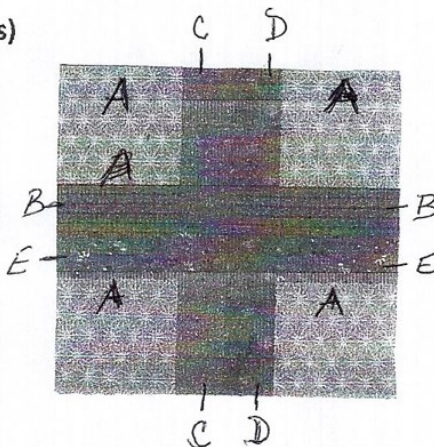
Color A: cut four $3\frac{3}{4}$ " squares

Color B: cut one $5 \times 1\frac{3}{4}$ " + one $3\frac{3}{4} \times 1\frac{3}{4}$ "

Color C: cut one $5 \times 1\frac{3}{4}$ " + one $3\frac{3}{4} \times 1\frac{3}{4}$ "

Color D: cut one $5 \times 1\frac{3}{4}$ " + one $3\frac{3}{4} \times 1\frac{3}{4}$ "

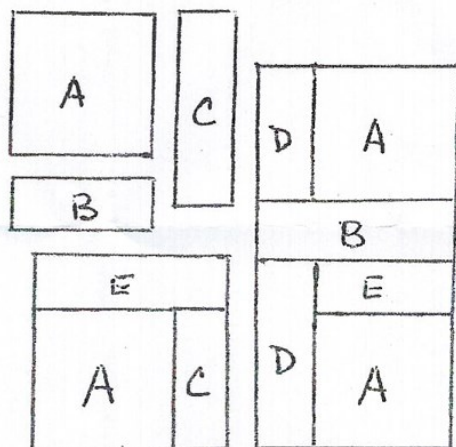
Color E: cut one $5 \times 1\frac{3}{4}$ " + one $3\frac{3}{4} \times 1\frac{3}{4}$ "



Following the diagram, lay out the pieces close to your sewing machine before you begin sewing. Because this block has several similar pieces, so arranging the block before will help you avoid sewing in the wrong order.

Sew all with $\frac{1}{4}$ " seam. Sew clean and cut the extra threads as you go.

- Sew a $3\frac{3}{4} \times 1\frac{3}{4}$ B to one $3\frac{3}{4}$ A square. Press seam and repeat with $3\frac{3}{4} \times 1\frac{3}{4}$ C, D and E and the remaining $3\frac{3}{4}$ squares to make four unit #1.
- Using your layout, sew the $5 \times 1\frac{3}{4}$ rectangles B, C, D and E to each unit #1. Make sure to follow the diagram correctly. Press.
- Sew the four-patch together to create the block and press.



This block measures $9\frac{1}{2}$ " square

Using different Fat Quarters, make a second block

Happy Piecing!

QGbtS LIBRARY



We have wonderful books. Take the opportunity to look through or borrow a book, DVD, or magazine that interests you.

All books must be checked out and returned at the next Guild Meeting. Late fees will be charged when applicable.

Late fees for DVD's will be \$3.00 for the 1st month and \$5.00 for each additional month.

Thanks to all who have donated!

Guild Librarians:

Joan Cohn & Elaine Greenberg

Library Hours: 9:30—10:00 AM

LIBRARY INDEX


NOW AVAILABLE

Take a look at the index of books found at the end of the newsletter. The QGbtS index will be updated quarterly.

Thank you Joan for compiling this list.

BOOK REVIEW

'SUCCESSFUL QUILTING' A Step by Step Guide to Mastering the Technique of Piercing Applique and Quilting by Linda Steward



The title tells it all; this book covers every aspect of quilting from hand sewing to machine from easy to difficult, from familiar to unusual. The designs and patterns are thoughtfully selected. She uses pictures and diagrams in a clear and effective way. There is a thorough glossary of terms for those of us who delve deeper.

This book contains a complete and very well thought out section on the basics of quilting. She probably answers most of our questions there. The other topics are perfect patchwork applique, quilting and finishing.

Although this is not a newly published book, it has a lot of the up to date methods and ideas I see today in the current quilting literature. This is a well written book for a quilter by a quilter.

THANK YOU ...

A big thank you to Lisa Holland for her donation of books and magazines to our library.





2014 Kumquat Festival Challenge

The 2014 Kumquat Festival will be held January 25, 2014 in Dade City Florida and includes the Kumquat Quilt Challenge. Participation is open to all and there is no entry fee.

The 2014 theme is **"THE ORANGE DIMENSION"**. Prominent and creative use of orange is required. There are six categories, including a Junior Quilter category for quilters age 17 and under. Adults have a choice of five categories, including Small Quilts, Large quilts, Wearables, Miniature Quilts, and Miscellaneous items. Entries should be submitted to the greater Dade City Chamber of Commerce office between 8AM and 5PM beginning January 13 and January 17, 2014.

The rules and entries are available.

If you have any questions, please contact epquilters@yahoo.com.



AMELIA ISLAND QUILTERS

The Amelia Island Quilt Guild announces the 12th Triennial Quilt Show "Quilts By the Sea" to be held February 21 and 22, 2014 at the Peck Center Gym, S. 10th Street and Elm Street, Fernandina Beach, FL from 9:00 - 5:00.

The show will feature over 200 beautifully displayed quilts, a raffle quilt, craft and quilt boutique items, vendor mall, silent auction, and more.

Amelia Island is home to many beautiful bed and breakfasts, inns and resorts. Wonderful restaurants offer everything from 5-star cuisine to fresh shrimp and fish from local boats. Downtown Fernandina Beach is filled with historic homes and buildings and is perfect for shopping, browsing, or just taking a stroll.

More information and directions can be found on our website AIQuilters.com.

Please share this information with your guild and other interested quilters.

Amelia Island Quilt Guild

PO Box 6464

Fernandina Beach, Fl. 32035



SHOW AND TELL—DECEMBER 2013





SHOW AND TELL—DECEMBER 2013





SHOW AND TELL—DECEMBER 2013





QGbtS LIBRARY INDEX : January, 2014

TITLE	AUTHOR
101 Patchwork Patterns	Ruby McKim
120 Patterns for Traditional Patchwork Quilts	
A Constellation for Quilters	C. LaBarche
A Gallery of American Quilts 3	
A Garden of Quilts	Mary Elizabeth Johnson
A Quiet Spirit	
A Quilter's Companion	D. Hinson
A Quilter's Life in Patchwork	
A Year in Patchwork	Susan Cleveland
Adapting Architectural Designs for Quilts	AQS
Advanced Quilting	
America Glorious Quilts	Duke-Harding
American Country Christmas, 1990	Oxmoore House
American Country Scrap Quilts	
Anatomy of a Doll	Oroyan
An American Sampler—1995	
Angel Song	
Angle Antics	
Antique Quilts	Christiane Meunier
Applique	BH & G
Applique Can Be Easy	Pat Adreatta
Applique Patterns for Native American Bead Work	Dr. Joyce Mori
Award Winning Quilts	Effie Chambers-Pforre
Basic Quilting	
Basket Garden	Mary Hickey
Beautiful Threads	Mary Tatem
Best of 4 Blocks	Linda Carlson
Best Quilts from Thimbleberries	Lynette Jensen
Best Sewing with Nancy	Oxmoor
Better Homes & Gardens American Patchwork & Quilting	
Better Homes & Gardens Great Patchwork Collection	Merideth



Better Homes & Gardens Heritage Quilts	
Better Homes & Gardens American Quilting	
Better Homes & Gardens New Patch	Maggie Malone
Better Homes & Gardens Patchwork & Quilting, Book 2	
Better Homes & Gardens Quilt Lover's Favorites, Vol. 10	
Blendable Curves	
Block Bender Quilts	Margaret Miller
Blocking & Finishing	D. Burchette
Boston Commons Quilt	Young
Bright Ideas	Georgia Bonesteel
Calendar Quilts & Stitcheries	
Calico & Beyond	Roberta Horton
Christmas Quilts	Marsha McCloskey
Christmas with Southern Living, 1987	Oxmoor House
Color & Cloth	Mary Coyne Ponders
Comforter Cover Ups	
Country Bride Quilt Collection	Benner-Pellman
Country Bride Quilts	Pellman-Heisey
Country Fabric Scrap Crafts	Marti Mitchell
Country Sampler Christmas Gatherings	Sampler Publications
Country Threads	M. Terdall
Creative American Quilting	Better Homes and Gardens
Creative Ideas for Christmas, 1986	
Creative Ideas for Christmas, 1987	
Cross Stitch for Beginners	L.A.
Cutting Garden Quilts	Melinda Bula
Designing Tessellations	Jinny Beyer
Designing the Doll	S. Oroyan
Dimensional Concepts in Sulky	Joyce Dexter
Discover America & Friends Sharing America	Dutton Studies
Early American Patchwork Patterns	Carol Belanger Grafton
Easy & Elegant Quilts	S. Wephews
Electric Mola	Jane Hill
Even More	Trudi Hughes



EZ Quilts—Have your Cake & Eat It Too	
Family Keepsake Quilts	V. Ritter
Fans	Jean Welts
Fast Fusible Quilts	
Fast Patch	Anita Hollcock
Fat Quarter Quilts	Jeanne Stauffer-Sandra Hicks
Fine Feathers	M. Fons
Fill the House with Quilting	Eileen Westfall
Flowering Dogwood	Bonnie Browning
Flying Geese Quilt	Blanche Young
Follow the Lines—Quilting Designs	
Foundation Piecing, Winter 2001	
Friendship Quilt Collection	Debbie Munn
Gallery of American Quilts 1830-1991	Marsha McCloskey
Go Wild with Quilts	Margaret Rolfe
Great American Quilts	Oxmoor House
Great American Quilts, #2	
Great American Quilts, #4	Carol Newbill
Great American Quilts, #6	L.A.
Great American Quilts, #9	L.A.
Great American Quilts, 1988	
Great American Quilts, 1991	
Great American Quilts, 1992	
Great American Quilts, 1993	Sandra O'Brien
Great American Quilts, 2003	
Happy Endings	Mini Dietrich
Hats—A Heady Affair	Virginia Avery
Heirloom Machine Quilting	Harriet Hargrave
Heirloom Quilts—You Can Make	
History of Needlework Tools & Accessories	Sylvia Grover
Holly Jolly Christmas Quilting	
Home Decorating	Donna Baby Ion
Hoochy Mama Quilts	
In Love with Quilts	
Irish Chain	Peadan



It's a Wrap	Susan Breir
Jewel Box Quilts	
Lap Quilting	Georgia Boonsteel
Lets Make Waves	Fons & Porter
Living with Quilts	Phyllis George
Log Cabin Quilts	Bonnie Lehman & Judy Martin
Lone Star Quilts	Jan Krentz
Machine Quilted Jackets, Vests, and Coats	Nancy Moore
Magic Base Blocks for Unlimited Blocks	P. Barney—C. Shock
Magic Star—8	Mace McEligot
Make Your Own Great Vests	
Make Your Own Outdoor Flags & Banners	
Making a Sampler Quilt	
Memonite Quilts & Pieces	
Miss Rosie Quilt Collection	
More Lap Quilting	
More Template—Free Quilt Making	Trudie Hughes
Native American Designs, #2	Joyce Mori
Needlepoint	Hope Hanley
Needlepoint in America	Hope Hanley
Needlework Tools	Gay Ann Rodgers
No Stress Paper Piecing	
Oh Sew Easy Pillows	
Once More Around the Block	Judy Hopkins
Our Best Scrap Quilts	
Passionate Patchwork	Kaffe Fassett
Past Fancies	Thimbleberries
Patchwork & Applique	Sunset
Patchwork Patterns	J. Beyer
Pattern on Pattern	Ruth B. McDowell
Pieced by Mother	Lasansky
Plain Fancy	Susan Burrows Swan



Poly Pringles Boof Of American Patchwork Quilts

Publish your Patterns

P.S. I Love You Baby Collection

Quadcentrics

Quick Country Christmas Quilts

Quick & Easy Patchwork on the Sewing Machine

Quick Quilting Basics

Quick Quilts from the Heart

Quilt a Colorful Christmas

Quilt in a Day—Log Cabin

Quilt Lover Series No. 3 So Many Squares

Quilt Projects & Garments

Quilt Talk

Quilted Coasters

Quilted for Christmas

Quilting Answer Book

Quilting Book

Quilting in No Time

Quilting Path

Quilting the World Over

Quilts for Chocolate Lovers

Quilts of a Different Color

Quilts to Beds

Ribbon Embroidery

Rotary Cutting

Sashiko—Blue & White

Sashiko—Traditional Japanese Designs

Scaling Down

Scrap Blocks and Quilts

Scrap Quilts—The Art is Making Do

Scrap Savers 101—Great Little Gifts

Secrets of Successful Quilting

Sets & Borders

Setting Up Sewing Space

Nancy Restuccia

Linda Milligan-Nancy Smith

Jackie Robinson

D. Munn

Dover

Ruth Romaker

Porter & Fons

Sandra Hatch

Eleanor Burns

Singer

Gerry Kimmel

Sue Harvey

Merideth

Louise Silk

Willow Ann Soltow

Janet Jones Worley

Irene Bluhm

Trudie Hughes

Basilla

Marsha McClusky

Mende

Nihon Vogue

Trudi Hughes

Judy Martin

Roberta Horton

Marston & Cunningham

Myina Giesbrecht



Sew Easy Embellishments	Nancy Zeiman
Simplicity Quilt It Yourself	Schoolhouse
Simply Stars	Alex Anderson
Singer New Quilting by Machine	
Six Color World	Yvonne Porcella
Sleepy Acres	
Small Quilt Crafts	Amy Bradley
Small Quilts	
Smithsonian American Quilts	Doris Bowman
Smithsonian Treasury and Quilts	Doris Bowman
Snowball Quilts Simplified	Patricia Knoechel
Star Quilts	Mary Knapp
Stars & Flowers—3 Sided Patch	S. Nephew
Stenciling Christmas	Rosalie Peters
Straight Stitch Machine Applique	
Story Quilts	
Successful Quilting	
Sunbonnet Sue All thru the Year	Sue Linker
Surprisingly Simple Quilts	Austrel Patch
Template Free Quilt Making	Trudi Hughes
Terry's Shortcut Quilt Collection	Terry Atkinson
The Joy of Quilting	Laurie Swim
The Classic American Log Cabin	Rodale
The Foundation, Vol. 4	
The Queens Rose Quilt	
The Quilters Catalog	
The Perfect Stitch	Roxanne McElroy
The Sampler Quilt	Diane Leone
The Scrapbook	J. Beyer
The Victorian—Sheer Fabric Applique	Ellen Mosbarger
The Weekend Quilt	Leslie Linsey
Thimbleberry House Warming	Lynette Johnson
Tips for Quilters	
Traditional American Crafts	Better Homes & Gardens



Traditional Patchwork Patterns

Treasury of Christmas Crafts & Foods

Treasury of Country Crafts & Foods

Trip Around the World Quilts

Twelve Pinkeepers

Twenty Little Patchwork Quilts

Two-Hour Mini Projects

Variation On Hungarian Blue Print Textiles

Visual Coloring

Warner Collect Guide to American Quilts

Wedding Ring

Wonder Block

Working in Miniatures

Xmas Gifts Under \$10.00

Xmas Quilts & Afghans

Carol Bellinger Grafton

Better Homes & Gardens

Better Homes & Gardens

Blanche Young

Sue Spargo

Marston & Cunningham

Kate McKenzie

Joen Wolfrom

Roedale

Terry Martin

Becky Schaefer

Better Homes & Gardens