



QUILT GUILD BY THE SEA NEWSLETTER  
Page 2

**CURRENT OFFICERS:**

**President:**

**Marie-Christine Leavitt**

(561-404-9067)

(561-665-9890)

[mcglquilt@gmail.com](mailto:mcglquilt@gmail.com)

**President-Elect:**

Lisa Coles

(240-626-8906)

[Mels.coles@gmail.com](mailto:Mels.coles@gmail.com)

**Treasurer:**

Linda Bouvier

(561-498-9777)

[lbouvier@bellsouth.net](mailto:lbouvier@bellsouth.net)

**Secretary/Photographer**

Linda Freyer

(954-649-0031)

[mooncreat@aol.com](mailto:mooncreat@aol.com)

**Membership Director:**

Ellen Heckler

(561-245-8280)

[Ellen.Heckler@gmail.com](mailto:Ellen.Heckler@gmail.com)

**Program Director:**

Suzanne McGee

(201-207-7300)

[Smcgee4452@gmail.com](mailto:Smcgee4452@gmail.com)

**Publication Director:**

Deb Shoemaker

(954-629-1720)

[DebShoemaker22@gmail.com](mailto:DebShoemaker22@gmail.com)

**Historian:**

Ann Ford

[Ann.k.ford@gmail.com](mailto:Ann.k.ford@gmail.com)

**UPCOMING WORKSHOPS:**

**Precision Piecing Practice by Barbara Hahl**

Date: January 10, 2018

Location: Grace Community Church, Music Room

Time: 10:00 AM—1 PM

Member Fee: \$30.00

Non-Member Fee: \$40.00

**OPENINGS STILL AVAILABLE—SIGN UP TODAY!**

**Sweatshirt Designs by Pat Lynes**

Date: February 14, 2018

Location: Grace Community Church, Music Room

Time: 10 AM—4 PM

Member Fee: \$30.00

Non-Member Fee: \$40.00

**OPENINGS STILL AVAILABLE—SIGN UP TODAY!**

**Crayon/Embroidery Crabapple Hill by Julie Miller**

Date: March 12, 2018

Location: Grace Community Church, Music Room

Time: 10 AM—4 PM

Member Fee: \$40.00

Non Member Fee: \$50.00

**OPENINGS STILL AVAILABLE—SIGN UP TODAY!**



**EVENT CALENDAR:**

**January 10, 2018**

- Precision Piecing Workshop by Barbara Hahl

**January 16, 2018**

- QOV Workshop

**January 18–20, 2018**

- Mancuso World Quilt Show, Orlando, Fl.

**January 19-20, 2018**

- Quilt Marketplace, Rohan Recreation Center, The Villages, Fl.

**January 24, 2018**

- Comfort Quilts/Fidget Quilts Workshop

**January 30, 2018**

- Board of Directors Meeting

**February 1–3, 2018**

- Quilting in Paradise Show, Port St Lucie Civic Center

**February 2–3, 2018**

- Sun Coast Quilt Expo, Palmetto, Fl.

**February 13, 2018**

Guild Meeting

- Program: How Fabric is Made by Quilting Treasures
- Fat Quarter: Green
- 50/50 Raffle

**February 13, 2018**

Quilting Treasures Fabric Sale, Stitchcraft, 1 PM–3 PM

- ◇ Short Bolts available for sale
- ◇ "Swag Bag" Giveaways available from 1–3 PM

**UPCOMING WORKSHOPS:**

**Scrappy Quilt Workshop by Tanya Ricucci**

Date: April 11, 2018

Location: Grace Community Church, Music Room

Time: 10 AM–4 PM

Member Fee: \$40.00

Non Member Fee: \$50.00



**Modern Quilt Workshop by Debbie Krajkowski**

Date: May 9, 2018

Location: Grace Community Church, Music Room

Time: 10 AM–4 PM

Member Fee: \$40.00

Non Member Fee: \$50.00



**Sew Together Bag Workshop by Suzanne McGee and Jean DeFrances**

Date: June 13, 2018

Location: Grace Community Church, Music Room

Time: 10 AM–4 PM

Member Fee: \$30.00

Non Member Fee: \$40.00

**EVENT CALENDAR:**

**February 16–18, 2018**

- Gathering of Quilts, Charlotte Harbor Event & Conference Center, Punta Gorda, FL

**February 20, 2018**

- QOV Workshop

**February 28, 2018**

- Comfort Quilts/Fidget Quilts Workshop

**February 23–24, 2018**

- Stitches in Time Quilt Show, New Hope Ministries, Naples FL.

**February 23-25, 2018**

- West Pasco Quilters' Guild Quilt Show, New Port Richey Recreation & Aquatic Center, New Port Richey, FL.

**February 23–24, 2018**

- Seaside Piecemakers Quilt Show, Wickham Park Community Center, Melbourne, FL.

**February 23–24, 2018**

- "FAN"tastic Quilt Show, Lake Receptions, Mt Dora FL.

**February 27, 2018**

- Board of Directors Meeting

**February 28–March 3, 2018**

- AQS Quilt Week, Ocean Center, Daytona Beach, FL.

**March 9– 10, 2018**

- "Razzle Dazzle" Quilt Show, New Smyrna Beach, FL.

**March 10–11, 2018**

- Quilting By the Gulf Quilt Show, Venice, FL.

**MYSTERY QUILT**

**To be announced at the January Meeting**

This year, the Guild will do a Mystery quilt. What is a Mystery Quilt? A Mystery Quilt is a quilt that you make without knowing what the final quilt will look like. Each month, cutting and sewing directions will be in the Newsletter. You should complete a section at a time. At the end of 5 months, you will have a beautiful lap size quilt (approximately 53" x 73"). This is a fun and easy quilt with only a few matching seams. We know you will absolutely love this quilt.



**FABRIC REQUIREMENTS:**

**(Use any colors that you like)**

- ◇ 2 yards light background fabric
- ◇ 2 3/8 yards dark coordinating fabric (I suggest solids or color on color for the background and coordinating fabrics)
- ◇ 12 fat quarters each a different color

**CUTTING DIRECTIONS FOR SECTION I**

From Dark Background cut (7) 1" strips in half so that you have (14) 1" x approximately 20" strips.

From each Fat Quarter cut (1) 4" Strip. Cut a second strip from (2) of the Fat Quarters so you have a total of (14) 4" strips.

If you have any questions, please call Linda Freyer at 954-649-0031. We hope you will participate in making the Mystery Quilt this year.

**THE PASSING OF THE PRESIDENTIAL GAVEL FROM SUZANNE TO MC**



**QGbTS RECOGNITION AWARD PRESENTED TO DIANE PROVOST**





**EVENT CALENDAR:**

**March 12, 2018**

- Crayon/Embroidery Workshop by Julie Miller, Crabapple Hill

**March 13, 2018**

Guild Meeting

- Program: Social Media—“Where to Click” by Johanna Felberbaum
- Fat Quarter: Pastels
- 50/50 Raffle

**March 20, 2018**

- QOV Workshop

**March 14-March 15, 2018**

- Spring Camp “What’s Cooking”

**March 15–17, 2018**

- Lakeland Original Sewing and Quilt Expo, RP Funding Center, Lakeland Fl.

**March 27, 2018**

- Board of Directors Meeting

**March 28, 2018**

- Comfort Quilts/Fidget Quilts Workshop

**April 10, 2018**

Guild Meeting

- Program: How to Design a Scrappy Quilt by Tanya Ricucci
- Fat Quarter: Neutrals
- 50/50 Raffle

**April 11, 2018**

- Scrappy Quilt Workshop by Tanya Ricucci

**“THE FRANK MCGEE MEMORIAL QOV WORKSHOP”**

**QUILTS OF VALOR**

Upcoming QOV Workshops:  
**January 16, 2018** from 9:30 AM—3:00 PM  
 Grace Community church in the Music Room



*∴ quilt of valor ∴*

Thanks to the generous participation of our members, we are producing a remarkable amount of quilts for our veterans. We would like to thank everyone who is doing her share, whether you are sewing at home or at the workshop, whether you are sewing stars, sewing strips, assembling tops, making pillow cases, binding, longarm quilting, etc..... Every little bit helps.

Bring your sewing machine with basic accessories, thread, and lunch.

Precut kits/fabrics will be provided.

For those unable to attend the workshops, prepared kits are available to pick up at the workshops and guild meetings.

A huge **THANK YOU** for your participation.

For additional information, contact Diane Provost [561-409-3114](tel:561-409-3114), [paquinprovost@gmail.com](mailto:paquinprovost@gmail.com)

**MEET YOUR QOV TEAM:**

Suzanne McGee - Star Producer

Suzanne cuts and prepares all the star kits that members pick up from the guild meetings to sew at home.

Mitzi Halliday - Top Manager

Mitzi brings the completed tops home to cut all the hanging threads and to press them ; she gets the tops ready for longarm quilting.

Alice Van Lennep – Backing Director

Alice cuts and sews the backings for the tops, she requests longarmers from the QOV Foundation and mails the tops/backings to the longarmers to be quilted. Alice is also a longarmer who quilts our QOVs.

Kathy Louderback, Linda Bouvier, Kristi Kristol & Grace O'Donnell - Awards Supervisors:

These Ladies organize all of the quilt Awards presentations, they contact the nominees, the venues to make it possible to honor our Veterans.

A sincere THANK YOU to our QOV team and to all of our guild members that participate in our QOV program by making stars, binding, making pillow cases, coming to our workshops etc....

Looking forward to make many more Quilts of Valor and to honor many more of our Veterans,  
 Diane  
 Your Team Leader

**EVENT CALENDAR:**

**April 17, 2018**

- QOV Workshop

**April 24, 2018**

- Board of Directors Meeting

**April 25, 2018**

- Comfort Quilts/Fidget Quilts Workshop

**May 8, 2018**

Guild Meeting

- Program: What is a Modern Quilt by Debbie Krajkowski
- Fat Quarter: Black & White
- 50/50 Raffle

**May 9, 2018**

- Modern Quilt Workshop by Debbie Krajkowski

**May 22, 2018**

- QOV Workshop

**May 23, 2018**

- Comfort Quilts/Fidget Quilts Workshop

**May 29, 2018**

- Board of Directors Meeting

**June 12, 2018**

Guild Meeting

- Program: Oh Sew Modern Fabric by Michelle and Melissa
- Fat Quarter: Primary Colors
- 50/5 Raffle

**June 13, 2018**

- Sew Together Bag Workshop by Suzanne McGee and Jean DeFrances

**QOV PRESENTAION:**

Mr. James Patterson, a Navy Seal in the Korean War, was awarded a Quilt of Valor on Singer Island on Monday, December 18, 2017. James was a expert diver ODE; proudly, his son and one grandson are following in his footsteps. Anne, his daughter, coordinated the surprise for her father; he paraded excitedly with his quilt wrapped around him between the tables of the restaurant.



**QOV PRESENTATION:**

On Tuesday, December 26, 2017, Anthony DiFiore was awarded a Quilt of Valor at his home in Parkland. His wife, Maria arranged the presentation, while his mother and children were all together. Anthony is retired from the Air Force, where he served in Saudi Arabia, Iraq, Kuwait, and Korea.



**QOV PRESENTATION:**

Two active service members, Eduardo Machado and Alexis Mendoza, employed by the Delray Hospital Surgical Department, were awarded Quilts of Valor.



**EVENT CALENDAR**

**June 19, 2018**

- QOV Workshop

**June 26, 2018**

- Board of Directors Meeting

**June 27, 2018**

- Comfort Quilts/Fidget Quilts Workshop

**July 10, 2018**

Guild Meeting

- Program: Block Party!
- Fat Quarter: Stripes
- 50/50 Raffle

**July 17, 2018**

- QOV Workshop

**July 24, 2018**

- Board of Directors Meeting

**July 25, 2018**

- Comfort Quilts/Fidget Quilts Workshop

**August 13, 2018**

Guild Meeting:

- Program: What is an Art Quilt by Candice Phelan
- Fat Quarter: Autumn
- 50/50 Raffle

**August 21, 2018**

- QOV Workshop

**August 28, 2018**

- Board of Directors

**August 29, 2018**

- Comfort Quilts/Fidget Quilts Workshop

**COMMUNITY OUTREACH**

**COMFORT QUILTS:**

- A HUGE thank you to Cathy Baldwin for all her work on Comfort Quilts. In 2017, 90 quilts were distributed.
- Linda Eddy will chair Comfort Quilts and has agreed to do room set-up and distribution. Thank you Janet Fredricks and Wanda Goldfarb for volunteering to assist Linda with Comfort Quilts in 2018; Janet is responsible for fabric, and Wanda is responsible for organizing patterns and kits.
- New Comfort Quilts and kits will be available at the Guild meeting. Please stop by the Comfort Quilt table!



**Comfort quilt size specifications are:**

- ◆ a minimum of **38 - 42" wide**, and a minimum of **48 - 54"** in length.

The next Comfort Quilts workshop/cutting party is scheduled for **January 24, 2018**. Kits to take home will be available at the Guild meeting. There is something for everyone to do!

Any questions, please contact Linda Eddy: [561-376-3996](tel:561-376-3996) or email: [edylinda1007@yahoo.com](mailto:edylinda1007@yahoo.com)

**FIDGET QUILTS**

- Thank you to Kathy Louderback for donating her Fat Quarter winnings to Fidget Quilts.
- The next Fidget workshop is scheduled for **January 24, 2018**.
- Bags with supplies are available for anyone who would like to participate in making a Fidget quilt.



Any questions, please contact Linda Eddy: [561-376-3996](tel:561-376-3996) or email: [edylinda1007@yahoo.com](mailto:edylinda1007@yahoo.com)



**EVENT CALENDAR**

**September 11, 2018**

Guild Meeting

- Program: Member's Studios with Marcia Denger
- Fat Quarter: Spooky
- 50/50 Raffle

**September 12, 2018**

- Paper Piecing Workshop by Diane Provost

**September 18, 2018**

- QOV Workshop

**September 25, 2018**

- Board of Directors

**September 26, 2018**

- Comfort Quilts/Fidget Quilts Workshop

**October 9, 2018**

Guild Meeting

- Program: Trunk Show by Dotty Levine
- Mystery Quilt Reveal
- Fat Quarter: Blue
- 50/50 Raffle

**October 10, 2018**

- Hand Applique Workshop by Dotty Levine

**October 16, 2018**

- QOV Workshop

**October 24, 2018**

- Comfort Quilts/Fidget Quilts Workshop

**October 30, 2018**

- Board of Directors

**COMMUNITY OUTREACH**

**COMFORT BEAR KITS:**

Comfort Bear kits complete with paper pattern, fabric, and ready-to-sew-on bear faces are ready to pick up at our next meeting. This is a quick and easy project that will make a child smile.

Bears are being given to Ryan's Face for Smiles. If you have additional suggestions of places to donate bears, please contact Marie-Christine.

**Volunteers needed:**

Members interested in making embroidered faces by machine or hand are needed or a digitized file for machine embroidery is available.



**HEART PILLOWS FOR BREAST CANCER**

The Lincolnwood Bee has started making the heart pillows, pictured, for breast cancer patients and survivors. The pillow fits under the arm pit and eases the pain of lymph node surgery.

Anyone interested in joining us, our next meeting will be on **Friday, January 19, 2018**. Please join us.



**IT'S A BEE!!!**

**Lincolnwood Bee:**

Meets 1st and 3rd Friday of the month at 10:00 AM-3:00 PM at Lincolnwood Clubhouse. The 1st Friday is an "open sewing" bee and the 3rd Friday will be a "Charity" day.

Any questions, please call Sarah at 561-620-2856.





**COMMUNITY OUTREACH**

**EVENT CALENDAR**

**November 13, 2018,**

Guild Meeting

- Guild Elections
- Program: Sarah Michaels Machine Applique Trunk Show
- Fat Quarter: Red
- 50/50 Raffle

**November 14, 2018**

- Machine Applique Workshop by Sarah Michaels

**November 20, 2018**

- QOV Workshop

**November 27, 2018**

- Board of Directors

**November 28, 2018**

- Comfort Quilts/Fidget Quilts Workshop

**December 11, 2018**

Guild Meeting

- Program: Fundraising Sale
- Fat Quarter: Batik
- 50/50 Raffle

**December 26, 2018**

- Comfort Quilts/Fidget Quilts Workshop

**CARING HEARTS:**

Our Guild members send prayers to Vange Cesarotti and her family. Vange's daughter recently passed.

"Those we hold closest to our hearts never leave us. They live on in kindness they have shared and the love they brought into our lives."



**NEW MEMBERS:**

- Leslie Kelly
- Donna Monte
- Sharon Nottingham



**GUESTS:**

Carol Stephens



**FAT QUARTER OF THE MONTH DRAWING WINNER:**

Janet Hofman



**50/50 RAFFLE WINNER:**

Janet Copen



**NAME TAG DRAWING WINNERS:**

Dellie Krebs  
Francine Plaza



**GOLDEN GLITTER RAFFLE WINNER:**

Melinda Schwartz

**DON'T FORGET TO HAVE YOUR PICTURE TAKEN:**

**GUILD ROSTER PHOTOS**

If you have not yet had your photo taken for the 2018-19 Quilt Guild by the Sea roster, please see Linda Freyer at either the January or February General Meetings. We would like to finish getting these photos, so we can put this roster together in March. Having this roster will not only list all member's phone numbers email, and addresses but will allow you to put a face with the name of each of our members.



**DIRECTORY CHANGES:**

Please submit changes, additions, or deletions for the membership directory. Send changes to Ellen Heckler via email: [Ellen.Heckler@gmail.com](mailto:Ellen.Heckler@gmail.com)

**ATTENTION, ALL MEMBERS:**

DON'T FORGET TO SIGN IN AT THE GUILD MEETING!



**IS SOMEONE WEARING A FLIP FLOP PIN?**

If someone at the Guild meeting is wearing a quilted flip flop pin, introduce yourself and give them a warm welcome. New members will wear these cute pins to identify themselves to other members.





**ANNUAL  
MEMBERSHIP DUES**

QGbtS annual membership dues for 2018 are **\$45.00.**

**'MEMBERSHIP HAS ITS  
PRIVILEGES'**

Paid members of the QGbtS are eligible to:

- participate in Guild programs
- participate in workshops
- receive monthly newsletter
- place ads in the classifieds.
- **Guests are welcome to attend all of our meetings with a donation of \$5.00.**
- Dues are non-refundable.

For further information contact:

Ellen Heckler [561-245-8280](tel:561-245-8280) or [quiltguildbythesea2011@gmail.com](mailto:quiltguildbythesea2011@gmail.com)

**INVITATION EXTENDED TO QGbtS MEMBERSHIP**

**JAN KRENTZ'S "ONE BLOCK WONDER" WORKSHOP  
JANUARY 17 & 18, 2018**

Jan Krentz is best known for her work in 8-pointed Lone Stars and related patterns. This workshop features Jan's decades-long quilt making expertise and clever construction techniques for the popular stack-cut "One Block Wonder" and "Stack 'n' Whack" quilts.

The quilt was created by layering six identical 24" repeats of one printed fabric (Harajuku Lady by Alexander Henry), cutting through all the layers to create identical stacks of equilateral 60° triangles. A second fabric was used to create a narrow black fabric trim embellishment border to separate the pieced center from the (3rd fabric) outside border.

The "One Block Wonder" two-day workshop will be held at the Boca Raton Community Center on January 17 & 18. The fee for the two-day workshop is \$100. Those interested can contact Carol Stoltenberg:

Email: [carolstolt@outlook.com](mailto:carolstolt@outlook.com)

Cell Phone: [561-239-4729](tel:561-239-4729)  
Home Phone: [561-470-5470](tel:561-470-5470)







**QGbtS LIBRARY**



We have wonderful books!

Take the opportunity to look through or borrow a book, a DVD, or a magazine that interests you.

All books must be checked out and returned at the next Guild Meeting. Late fees will be charged when applicable.

New books and magazines are always accepted.

**Guild Librarians:**

Joan Cohn & Dellie Krebs

Library Hours: 9:30—10:00 AM during every Guild meeting.

**FRIEND US!**

QGbtS now has its very own **FACEBOOK**.

Send in your pictures, comments, etc. to Joanne Miller at:

[Barniesmom123@gmail.com](mailto:Barniesmom123@gmail.com)



**FAT QUARTER OF THE MONTH: PAINTBRUSH LATTICE**

Paintbrush Lattice from the Harmony Collection by Chong-A Hwang for Timeless Treasures is a burst of early spring colors of spearmint green, royal blue, crocus & orchid purple, periwinkle blue and white. The wider stripes are about 1".




**BOOK REVIEW: Thinking Outside the Block**

By Sandi Cummings With Karen Flamme

Some years ago I saw a quilt made from this book and was very impressed; so, I bought the book. Of course, I never made a quilt from it! When this book appeared at the quilt guild as a donation, I couldn't believe someone would part with it.

The instructions in this book take you step by step from basic quilting techniques to fabulous quilt results. It's cutting and sewing methods are very dynamic. It is very liberating to use fabric that may look better cut up than whole. This book is for the courageous quilter who wants to have extraordinary fun.



Submitted by Joan Cohn



### HOW TO CUT A LARGE SQUARE WITH A SMALL RULER

#### Courtesy of Quilting Board

Today, I would like to go over one simple trick that comes in handy from time to time. It is so simple, that I almost feel silly mentioning it. But nevertheless, I think every quilter should carry it in her or his bag of tricks. It can save you a lot of wasted pieces of fabric and some frustration.

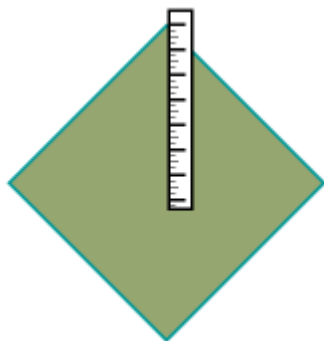
Here it is:

How to cut a large square into half-square triangles using a rotary cutter if the longest ruler you have around happens to be smaller than the diagonal of that square. (Hint: Moving the ruler up and down the path is the wrong way of doing it.)

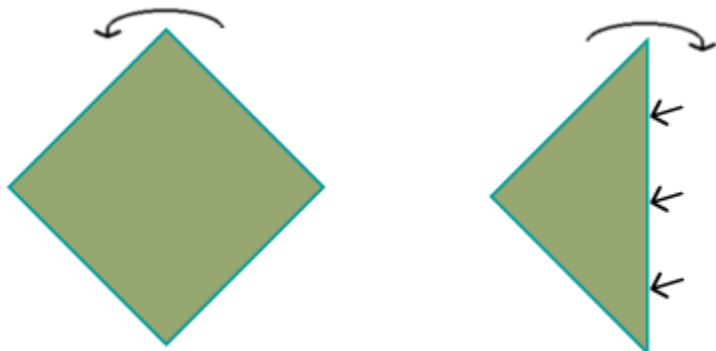
So here you are, with a ruler and a large square piece of fabric.



As it turns out (of course!) the ruler is too small to do the job properly.



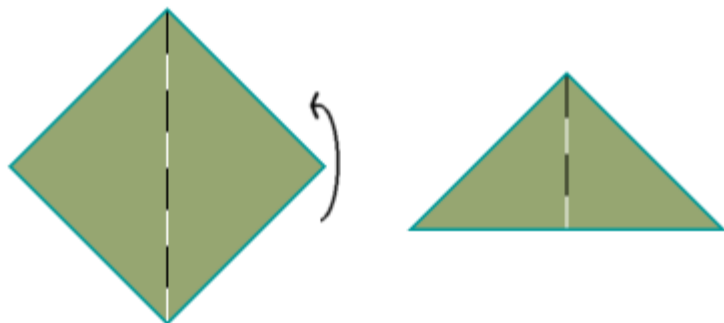
Here is what you do. Fold the piece diagonally (shown on the left). Press hard along the fold line and unfold (shown on the right).



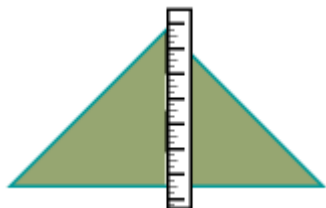


**HOW TO CUT A LARGE SQUARE WITH A SMALL RULER (Continued)**

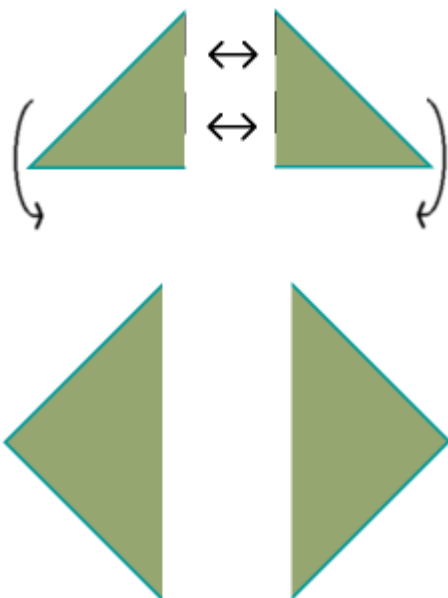
Fold the piece along the other diagonal, perpendicular to the original fold line (which is illustrated as a black and white strip here).



The folded square can be approached as a smaller triangle with two layers of fabric and a fold line (the first one) indicating the place to cut. The ruler should be long enough to cover it completely.



Cut along the line and unfold both resulting pieces. You are done.





**HOLIDAYS—JANUARY**

**January 2: National Science Fiction Day**

**January 4: Trivia Day**

**January 5: Bird Day**

**January 6: National Technology Day**

**January 8: Argyle Day**

**January 9: National Static Electricity Day**

**January 11: National Milk Day**

**January 12: National Hot Tea Day**

**January 13: Eagle Day**

**January 14: Dress up Your Pet Day**

**January 17: Popeye Day**

**January 20: National Cheese Lovers Day**

**January 22: Answer Your Cats Question Day**

**January 24: National Compliment Day**

**January 28: Rubber Ducky Day**




**January 29: National Puzzle Day**



In the Peanuts comic strip, what is the last name of Lucy & Linus?  
A: Gray  
B: Schulz  
C: Franklin  
D: VanPelt




**National Cheese Lover's Day**







SHOW N TELL/PARADE OF QUILTS—DECEMBER:





SHOW N TELL/PARADE OF QUILTS—DECEMBER:





SHOW N TELL/PARADE OF QUILTS—DECEMBER:



**Advice from a Singer Sewing Manual 1949**

Prepare yourself mentally for sewing. Think about what you are going to do... Never approach sewing with a sigh or lackadaisically. Good results are difficult when indifference predominates. Never try to sew with a sink full of dishes or beds unmade. When there are urgent housekeeping chores, do these first so your mind is free to enjoy your sewing...When you sew, make yourself as attractive as possible. Put on a clean dress. Keep a little bag of French chalk near your sewing machine to dust your fingers at intervals. Have your hair in order, powder and lipstick on... If you are constantly fearful that a visitor will drop in or husband will come home and you will not look neatly put together, you will not enjoy your sewing as you should.





**CLASSIFIED**

**Just Imagine Quilts**

Custom  
Longarm Quilting



H. 561.470.6219  
C. 561.756.1090  
dottylevine82@yahoo.com



Dotty Levine

10351 Sunset Bend Drive  
Boca Raton, FL 33428



**LINDA ADAMCIK**  
561-790-1009 H  
561-310-1363 C  
QUILTINGQUEEN@ATT.NET



**LONGARM QUILTING**



To schedule your quilt for machine quilting  
please contact Linda



**StitchCraft**

creative quilting & sewing

399 S. Federal Hwy.  
Boca Raton, FL 33432

tel: (561) 447-4147

info@stitchcraftboca.com

www.stitchcraftboca.com

Ronnie Luber

23371 Blue Water Circle, C120

Boca Raton, Fl. 33433

Custom Quilts

Antique Quilts Repaired, Restored

561-495-9859 561-212-9762



**Brother Sewing & Embroidery Machine Dealer**

**Individual & Group Sewing**

**Classes for adults & kids**

**Fashion Fabrics & Notions**

**Expert Alterations**

**Embroidery Services**

**Machine Repair & Scissor Sharpening**

**Boca Valley Publix Plaza**

**7491 N. Federal Hwy, Boca Raton, FL 33487**

**561-999-9992**

www.sewmuchfunandmore.com

