

CURRENT OFFICERS:

President:

Lisa Coles
(240-626-8906)
Mels.coles@gmail.com

President-Elect:

Rochelle Staiano
(561-509-9914)
sashakins@hotmail.com

Secretary:

Marcia Degner
(561-613-5325)
msdegner@gmail.com

Treasurer:

Linda Bouvier
(561-498-9777)
lbouvier@bellsouth.net

Membership Director:

Ellen Heckler
(561-245-8280)
Ellen.Heckler@gmail.com

Program Director:

Suzanne McGee
(201-207-7300)
Smcgee4452@gmail.com

Publication Director:

Deb Shoemaker
(954-629-1720)
DebShoemaker22@gmail.com

Historian:

Ann Ford
(512-289-0797)
Ann.k.ford@gmail.com

PRESIDENT'S LETTER (continued)

The outpouring of support for those in need in our communities through the work of Comfort Quilts, Comfort Bears, Fidget Quilts, and Quilts of Valor is a hallmark of our Guild. We need to acknowledge the ladies who make that happen...so thanks to Linda Eddy, Janet Fredericks, Wanda Goldfarb, Ellen Heckler, Holly Faillace, Diane Paquin-Provost, and all the "elves" behind the scenes who make sure the quilts are labeled, bound, and delivered. Thanks to each of you who participate in these programs.

As I close this first letter in my tenure as your President, I'd like to share one of my very favorite poems of the season written by Howard Thurman. Although it speaks to the work of Christmas, no matter your faith, the sentiment holds true for all of us.

*The Work of Christmas
When the song of the angels is stilled,
When the star in the sky is gone,
When the kings and princes are home,
When the shepherds are back with their flock,
The work of Christmas begins:*

*To find the lost,
To heal the broken,
To feed the hungry,
To release the prisoner,
To rebuild the nations,
To bring peace among brothers,
To make music from the heart.*


To you and yours, my sincerest wishes for a prosperous and healthy 2019!

Now...go quilt!

Lisa

APPRECIATION PRESENTATION

A big thank you to Wilson, the custodian at Grace Community Church, for assisting with our room set ups.





WHAT WAS I THINKING?" PHOTO GALLERY



ANNUAL MEMBERSHIP DUES

QGbtS annual membership dues for 2019 are **\$45.00.**



'MEMBERSHIP HAS ITS PRIVILEGES'

Paid members of the QGbtS are eligible to:

- participate in Guild programs
- participate in workshops
- receive monthly newsletter
- place ads in the classifieds.
- **Guests are welcome to attend all of our meetings with a donation of \$5.00.**
- Dues are non-refundable.

For further information contact:

Ellen Heckler [561-245-8280](tel:561-245-8280) or [quiltquildbythesea2011](mailto:quiltquildbythesea2011@gmail.com)

[@gmail.com](mailto:quiltquildbythesea2011@gmail.com)

ATTENTION, ALL MEMBERS:

DON'T FORGET TO SIGN IN AT THE GUILD MEETING!



HOLIDAY SPIRIT ...



EVENT CALENDAR

MEETINGS & WORKSHOPS

January 8, 2019

Guild Meeting

- Program: Marcia Layton Trunk Show
- Fat Quarter: Paisleys and Mandalas
- 50/50 Raffle

January 8, 2019

- Tea Towel Workshop by Marcia Layton

January 15, 2019

- QOV Workshop

January 22, 2019

- Comfort/Fidget Quilts & Comfort Bears Workshop

January 29, 2019

- Board of Directors Meeting

February 5, 2019

- Comfort/Fidget Quilts & Comfort Bears Workshop

February 12, 2019

Guild Meeting

- Program: Mixed Media by Ellen Lindner
- Fat Quarter: Black & White
- 50/50 Raffle

UPCOMING WORKSHOP HIGHLIGHTS:

Tea Towels Workshop by Marcia Layton

Date: Tuesday, January 8, 2019

Location: Grace Community Church, Music Room

Time: 1 PM — 4 PM

Member Fee: \$30.00

Non Member Fee: \$35.00

(Kits will be available for \$19.00 or patterns only for \$9.00)



UPCOMING WORKSHOPS:

Double Reverse Applique Workshop by Ellen Lindner

Date: Wednesday, February 13, 2019


Location: Grace Community Church, Music Room

Time: 10 PM — 4 PM

Member Fee: \$50.00

Non Member Fee: \$55.00

(Kits available for \$5.00 each at the workshop)



Workshop Policies: Payments for workshops must be received at the time of sign-up. CHECKS ONLY, please. Workshop fees are refundable up to 7 days prior to scheduled date.

EVENT CALENDAR

MEETINGS & WORKSHOPS

February 12, 2019

- **Rescheduled:** Sashiko Workshop with Diane Provost, Grace Community Church, 1:00 – 3:00 PM

February 13, 2019

- Double Reverse Applique by Ellen Lindner

February 19, 2019

- QOV Workshop

February 26, 2019

- Board of Directors Meeting

March 5, 2019

- Comfort/Fidget Quilts & Comfort Bears Workshop

March 12, 2019

Guild Meeting

- Program: Wool Applique Workshop by Beverly DeCrane
- Fat Quarter: Botanical
- 50/50 Raffle

March 13, 2018

- Wool Applique Workshop by Beverly DeCrane

March 19, 2019

- QOV Workshop

March 26, 2019

- Board of Directors Meeting

UPCOMING WORKSHOPS:

Wool Applique by Beverly DeCrane

Date: Wednesday, March 13, 2019

Location: Grace Community Church, Music Room

Time: 10 PM — 4 PM

Member Fee: \$30.00

Non Member Fee: \$35.00

Kits available for \$17.00



Mini Quilt Techniques Workshop by Brenda Grampsas

Date: Wednesday, April 19, 2019

Location: Grace Community Church, Music Room

Time: 10 PM — 4 PM

Member Fee: TBD

Non Member Fee: TBD

Note: Quilt appraisals will be conducted by Brenda Grampsas after the meeting for \$50.00

Workshop Policies: Payments for workshops must be received at the time of sign-up. CHECKS ONLY, please. Workshop fees are refundable up to 7 days prior to scheduled date.

EVENT CALENDAR

MEETINGS & WORKSHOPS

March 27-29, 2019

- Spring Camp at Junior League of Boca

April 2, 2019

- Comfort/Fidget Quilts & Comfort Bears Workshop

April 9, 2019

Guild Meeting

- Program: Mini Quilt Collection by Brenda Grampsas
- Quilt appraisals will be conducted by Brenda Grampsas after the meeting for \$50.00
- Fat Quarter: Around the World (any country, any culture: you pick)
- 50/50 Raffle

April 10, 2019

- Brenda Grampsas Techniques Workshop

April 16, 2018

- QOV Workshop

April 30, 2019

- Board of Directors Meeting

May 7, 2019

- Comfort/Fidget Quilts & Comfort Bears Workshop

CARING HEARTS

- It is with sadness that we announce the passing of Lynn Ward, one of our members.



Caring Hearts is an on-going part of our newsletter. Any information to be included in this portion of the newsletter should be emailed to: DebShoemaker22@gmail.com.

NEW MEMBERS:

- A.J. Ameno
- Dee Ickes
- Selale Kozanli
- Donna Pavek

WELCOME GUESTS:

- Elle Rappaport
- Mary Lou Abbet

FAT QUARTER OF THE MONTH DRAWING WINNER:

Lisa Coles



50/50 RAFFLEWINNER:

Won by a brand new member, **Donna Pavek**.



Need a reimbursement check?

- Reimbursement forms must be filled out and submitted to the Treasurer with appropriate receipts to receive a reimbursement check.
- Monies that are to be turned in (i.e. payments for workshops, donations, and dues) must itemized on the Money-Turn-In form.
- Forms are available on the QGbtS website.



Expense Reimbursement

EVENT CALENDAR:

MEETINGS & WORKSHOPS

May 14, 2019

Guild Meeting

- Program:
- Fat Quarter: Batiks
- 50/50 Raffle

May 21, 2019

- QOV Workshop

May 28, 2019

- Board of Directors Meeting

June 4, 2019

- Comfort/Fidget Quilts & Comfort Bears Workshop

June 11, 2019

Guild Meeting

- Program:
- Fat Quarter:
- 50/50 Raffle

June 18, 2019

- QOV Workshop

June 25, 2019

- Board of Directors Meeting

“THE FRANK MCGEE MEMORIAL QOV WORKSHOP”

The next workshop will be held on January 15, 2019
from 9:30 AM—3:00 PM Grace Community Church in the Music Room

Thanks to the generous participation of our members, we are producing a remarkable amount of quilts for our veterans. We would like to thank everyone who is doing her share, whether you are sewing at home or at the workshop, whether you are sewing stars, sewing strips, assembling tops, making pillow cases, binding, longarm quilting, etc..... Every little bit helps.

Bring your sewing machine with basic accessories, thread, and lunch.

For those unable to attend the workshop, prepared kits are available to pick up at the workshops and guild meetings.

A huge **THANK YOU** for your participation.

For additional information, contact Diane Provost [561-409-3114](tel:561-409-3114), paquinprovost@gmail.com



∴ quilt of valor ∴

**LAST CHANCE
NATIONAL QOV MEMBERSHIP DUES**

Your \$5.00 annual QOV contribution/membership will be collected at the guild meetings in January. If you cannot attend these meetings, please send a check to the order of Quilts of Valor Foundation and mail it to the QGBtS, PO Box 64, Boca Raton, FL 33429.

EVENT CALENDAR

QUILT SHOW CALENDAR:

January 11–12, 2019

- Florida Haiti Benefit Quilt Auction, Sarasota Fl.

January 25-26, 2019

- "Quilting Under the Palms" Quilt Show, Countryside Recreation Center, Clearwater, Fl.

January 25-26, 2019

- Highlands Quilt Show, Sebring, Fl.

January 25-26, 2019

- Showcase of Quilts, The Villages, Fl.

January 31–February 2, 2019

- World Quilt Show, Tampa, Fl.

February 2-3, 2019

- Farm Fest and Quilt Show, Pioneer Florida Museum, Dade City, Fl.

February 8-9, 2019

- Sunbonnet Sue Quilters Quilt Show, Indian River Fairgrounds, Vero Beach, Fl.

February 15-16, 2019

- A Quilter's Journey, Seminole, Fl.

QUILT PRESENTATIONS:

Linda Bouvier awarded a Quilt of Valor to Navy veteran Allan Locker on December 7, 2018.



QUILT PRESENTATIONS:

QGbtS continues to celebrate our veterans! Quilts of Valor were presented to Army veterans Rabbi Lester Hering, Henry Cohen, Paul Bryant, and John Delgardio.



QUILT SHOW CALENDAR:

February 15-16, 2019

- Quilt Fiesta, Biennial Quilter's Workshop of Tampa, Tampa, Fl.

February 15-16, 2019

- Mid-Pinellas Quilt Show, Seminole Recreation Center, Seminole, Fl.

February 22-23, 2019

"Celebrate" Peace River Quilters Quilt Show, Punta Gorda, Fl.

February 27-March 2, 2019

- AQS Quilt Week, Daytona Beach, Fl.

March 1-2, 2019

- Stitches in Time Quilt Show, Naples, Fl.

March 8-9, 2019

- Broward Quilt Expo "Jazz", War Memorial, Fort Lauderdale, Fl.

March 8-9, 2019

- Quilts in Paradise, Sarasota, Fl.

March 14-16, 2019

- Original Sewing and Quilt Expo, Lakeland, Fl.

March 16, 2019

- Trenton 13th Annual Quilt Festival, Trenton, Fl.

QUILT PRESENTATIONS:

Girl Scout troop 564 helped Grace McDonnell honor troop dad, Thomas Huey, with a Quilt of Valor; a Navy veteran who served during Vietnam.



QUILT SHOW CALENDAR:

May 3—4, 2019

- Tree City Quilter's Guild Quilt Show, Gainesville, Fl.

October 2—5, 2019

- AQS Quilt Week, Virginia Beach, Va.

November 15-16, 2019

- "Fan"tastic Quilt Show, Mt. Dora, Fl.

QOV PRESENTATIONS:

Quilts of Valor were awarded to Louis Goetz (Army-Vietnam), David Townsend (Army- Vietnam), Lew Weidlich (Marines - Korea), Richie Greco (Army - Vietnam), Cliff Thomas (Navy-Vietnam), and James Zebolo (Marines - Vietnam). The awards ceremony took place at the American Legion Post 162 in Deerfield Beach.





QOV PRESENTATIONS (continued):



COMMUNITY OUTREACH

COMFORT QUILTS

- The next **Comfort Quilt Workshop** will be held on **January 22, 2019** from 9:30 AM—3:00 PM Grace Community Church in the Music Room.
- Linda Bouvier delivered 6 Comfort Quilts to the Pediatric Trauma Unit at Delray Medical Center.
- A huge “Thank You” to Janet Fredericks for catering lunch at the last Comfort Quilt Workshop.
- After the December deliveries of Comfort Quilts was completed last month, the Guild’s **total for 2018 is 150!**
- Juvenile Comfort Quilts are needed in Trauma Centers. Crib size suggested.
- Novelty and juvenile fabrics in blues and browns are needed as well as 2 yards of fabric for backings.
- New Comfort Quilts and Fidget kits are available at the Guild meeting. Please stop by the Comfort Quilt table.



Comfort quilt size specifications are:

- ♦ a minimum of **38 - 42” wide**, and a minimum of **48 - 54”** in length

Kits will be available at the Guild meeting. There is something for everyone to do!

Any questions, please contact: Janet Fredricks [954-242-9010](tel:954-242-9010) or email quilthoney@aol.com or

Wanda Goldfarb [516-592-7575](tel:516-592-7575) or email unity_777@hotmail.com

Please note, in the beginning of February, our Comfort Quilt, Comfort Bears and Fidget Workshops will move to the 1st Tuesday of every month, same time, same place.

COMFORT QUILTS:



COMMUNITY OUTREACH

FIDGET QUILTS

- The next **Fidget Quilt Workshop** will be held on **January 22, 2019** from 9:30 AM—3:00 PM Grace Community Church in the Music Room.
- A total of 78 Fidget Quilts were made in 2018.
- In the interview with Ellen Heckler, Linda Eddy, and Sarah Crew discussed with "Caregiver Solutions" the purpose of Fidget quilts, who receives them, etc. The interview can be seen on the Fidget Quilt page of the Guild website.
- Kits with supplies are available for anyone who would like to participate in making a Fidget Quilt.



Any questions, please contact Linda Eddy: [561-376-3996](tel:561-376-3996) or email: eddylinda1007@yahoo.com

Please note, in the beginning of February, our Comfort Quilt, Comfort Bears and Fidget Workshops will move to the 1st Tuesday of every month, same time, same place.

COMFORT BEARS:

- The next **Comfort Bear Workshop** will be held on **January 22, 2019** from 9:30 AM—3:00 PM Grace Community Church in the Music Room.
- Comfort Bear kits complete with paper pattern, fabric, and ready-to-sew-on bear faces are available. This is a quick and easy project that will make a child smile.
- **Please do not fringe corduroy bears—they shred!!**
- Members interested in making embroidered faces by machine or hand are needed or a digitized file for machine embroidery is available.



For additional information, contact Holly Faillace: hfaillace@bellsouth.net

Please note, in the beginning of February, our Comfort Quilt, Comfort Bears and Fidget Workshops will move to the 1st Tuesday of every month, same time, same place.

HEART PILLOWS FOR BREAST CANCER

The Lincolnwood Bee is creating these lovely heart pillows, pictured, for breast cancer patients and survivors.

The pillow fits under the arm pit and eases the pain of lymph node surgery.

- Anyone interested in joining us, our next meeting will be on **Friday, Janu-**



SPRING CAMP

ZENSPIRATIONAL

March 27-29, 2019

Join QGBTS' 6th Annual Spring Camp.

Everyone gets a gift and lots of fun memories!

Place, Dates and Times:

Junior League of Boca Raton—261 NW 13th Street, Boca Raton, FL 33432

Wednesday & Thursday, March 27, 28 from 9:30am to 9:00pm

Friday, March 29 from 9:00am to 4:00pm

What to bring:

Your sewing machine with basic accessories and your sewing projects.

All sewing machines, tools, and fabrics can be left in the room on Wednesday and Thursday night.

There is a fridge and microwave available for your lunches and drinks and Wednesday night dinner.

Cost/Payment

This includes your dinner on Thursday night. If the dinner menu is not compatible with your dietary needs, you must bring your own dinner.

Mail your payment of \$55.00 to Quilt Guild by the Sea « ON or AFTER » January 1st. DO NOT MAIL EARLIER

To: Diane Paquin Provost

22600 Esplanada Circle W, Boca Raton, FL 33433

We will honor RSVP's in the order received **AFTER** January 1, 2019.

No refunds after February 15, 2019.

Checks from those on the waiting list will be deposited only when space becomes available and after they confirm attendance.

Please indicate the following when sending your payment; this may open spaces for more members to attend:

If you will bring and/or share a portable sewing table

If you plan on hand sewing only

Kenny, Lee, Melinda, & Diane

Your Spring Camp Committee



"BIRDS OF HAPPINESS" DONATION QUILT

TICKETS ON SALE!

1 for \$1.00

6 for \$5.00



QGbtS LIBRARY



We have wonderful books!

Take the opportunity to look through or borrow a book, a DVD, or a magazine that interests you.

All books must be checked out and returned at the next Guild Meeting. Late fees will be charged when applicable.

New books and magazines are always accepted.

Guild Librarian:

Dellie Krebs

Library Hours: 9:30—10:00 AM during every Guild meeting.

FRIEND US!

QGbtS now has its very own **FACE-BOOK**.



Send in your pictures, comments, etc. to Joanne Miller at: Barniesmom123@gmail.com

FAT QUARTER OF THE MONTH: LOCA LINDA—RAINBOW MANDELAS

Cheery mandalas adorn this cheerful fabric in hues of yellow, orange, red, sprout green, Kelly green, red, violet, turquoise, sapphire blue, sky blue, and white. The larger circles are approximately 7-1/4". From the 'Loca Linda' collection by Jackie Decker for Blank Textiles.



BOOK REVIEW: Fill the House with Quilting


By Eileen Westfall

There are many places in a home that invite items something made by you, and there are people in the home who would love something made by you.

This book contains many ideas and suggestions organized by categories such as entryways, children's, kitchen, living areas, and holidays.

Each section of the book includes a variety of ideas from simple to advanced. Everything needed is included: directions, patterns, templates, lettering, embroidery, and color basics.

You can find so many ideas from bibs to quilts along with lots of good information, inspiration, and help along the way.



Submitted by Joan Cohn

NEEDLES AND THREAD

Courtesy of the Quilting Board

Needles are sized with the smaller numbers signifying smaller needles. For example a [size 9 needle](#) has a smaller shaft with a smaller eye than a size 18 needle that has a larger shaft and a larger eye. As the size of the needle is increased the eye is larger so heavier threads can be used in larger needles. Machine needles come in sizes 9, 11, 12, 14, 16, and 18.

Regular size 50 thread can be used in almost all the needles available. 50 weight thread is probably the most common size available for regular sewing. Size 11, 12, and 14 needles are usually used for general sewing and patchwork piecing with size 40, 50 or 60 weight thread. These threads and a size 14 are recommended for machine quilting.

If you are using very fine lingerie thread you would want to use a [size 9 needle](#). And if you are sewing very heavy fabrics such as denim or heavy upholstery fabrics you would need to use a size 16 or 18 needle, but regular thread would be adequate for stitching. If you are machine quilting with a dense cotton fabric and a dense batting, you may find the size 16 needle keeps your thread from breaking.

Needles come in two basic styles. There are Universal and Ball Point. Universal are best for woven fabrics as they pierce the fabric. [Ball Point needles](#) are best for knits because they actually go into the fabric between the yarns. [Ball point needles](#) are not recommended for machine piecing or machine quilting.

I recommend size 11 or 12 Universal needles with size 50 cotton thread or cotton covered polyester thread for piecing. For quilting I recommend size 14 Universal needles with cotton thread. Some battings need a size 16 needle and if you are stitching on denim you would want a size 16 or 18 or a special "jean's" needle.


When a [sewing machine](#) is making stitches the thread in the needle goes through the needle many times before it is actually made into the stitch. If the needle hole is too small for a specific thread, the thread will shred or break as it goes through the needle so many times as the machine sews. If the fabric or batting is too thick it will also cause the thread to shred or break.

There are special machine quilting needles available and a microtex needle that some say work better with specialty threads. If you wish to quilt and embellish with specialty threads, ask your [sewing machine](#) dealer for the best type of needles recommended for your specific project and brand of machine.

Regular universal needles in a size 11, 12 or 14 work well for machine piecing quilting fabric with size 50 thread and size 14 or 16 needle works well for machine quilting.

Buying Fabric for Your Stash

I recently read in a quilt book that a person who makes quilts buys a pattern and fabric and goes home and makes a quilt. A quilter buys fabric all the time just because she likes it. She also buys books, patterns and tools.





NEEDLES AND THREAD (continued)

It is hard to decide for someone else how much fabric to buy. Many factors are involved. The obvious factor is how much money do you have to spend on fabric in a week or a month? If you have a certain budget and you wish to stay within those guidelines you will need to be aware of your fabric purchases and how you stand within your budget guidelines.

If you are a "scrappy" quilter you might buy quarter yards or fat quarters. A fat quarter is a quarter yard of fabric that is approximately 18" x 22". Since the fat quarter is almost a square many quilters find them more usable than a long quarter that is cut 9" x 44". I hardly ever purchase fabric in less than a half yard cut. I find quarter yards just aren't enough to do anything, yet many quilters only buy fat quarters.

If your style of quilting works with quarter yards the advantage is you can buy so many different prints if only selecting a small cut.

If you a fabric you like and think you will use it in a small project buy a yard or a yard and a half. A yard and a half is a good size cut to work into a larger project if there are five or six fabrics.

If you love a fabric, I would suggest buying at least three yards. With three yards you can cut four borders lengthwise -- 108" long x 5" - 6" wide and still have half of your fabric to incorporate into the block piecing. Buying four yards would add another yard for "insurance". Remember to cut your borders first because the piece left for piecing will be the full length of the fabric but only 18" - 24" wide.

If you really love a fabric, buy 6 yards or more. Six yards will make a backing for a large quilt or could be the main fabric in a queen or king size quilt.

When I see a fabric I really love, I have been known to buy the remainder of the bolt. Especially if it is a reduced or sale price! If you see first quality fabric that you really like, and it is 75% off don't hesitate to buy it all. I have had store clerks question me if I was sure I wanted all eleven yards of a beautiful Jinny Beyer stripe -- at \$2 a yard. Well yes! They may have most of their customers purchase fabric in quarter or half yard increments but when I see what I really like I don't hesitate to buy as much as my budget will allow. I have never been sorry.

When I am at the quilt store and decide I need two yards of a fabric and as they are measuring they realize there are two and a half yards on the bolt, I tell them I'll "take it all". Again, I have never been sorry to have extra fabric for any project. Sometimes what is left over is exactly what you need to make a "pillowcase" or bag for storage of your quilt. Sometimes the extra you purchase is necessary because you changed your mind on the pattern or made a cutting error.

I have wrapped a gift quilt in a series of pillowcases that coordinated with the quilt and they were greatly appreciated. So if you have extra fabric remaining you could make a pillowcase or two.

How To Make A Pillowcase

You will need 3/4 yard of fabric and 1/4 yard of contrasting fabric for the band OR 1 yard of fabric if you choose to simply hem your pillowcase.

Hemmed Pillowcase -- Fold 1 yard of fabric right sides together with selvages matching. Trim selvages. Stitch long side and one end using 1/4" seam allowance. Zigzag or serge seam allowance. On open end, press under 1/2" to wrong side, then press 4" under. Topstitch hem. Turn right side out and press.

NEEDLES AND THREAD (continued)

Contrasting band Pillowcase -- Fold 3/4 yard of fabric right sides together with selvages matching. Trim selvages. Stitch long side and end using 1/4" seam allowance. Zigzag or serge seam allowance.

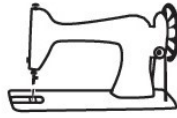
Prepare contrasting band -- Cut band fabric 8 1/2" wide and the same width as the pillowcase fabric -- trimming selvages. Stitch short ends of band right sides together using a 1/4" seam allowance. Press seam open. With right side out, press band in half forming a 4 1/4" loop. Stitch raw edge of band right side of open [pillow case](#) end. Zigzag or serge seam allowance. Press seam toward pillowcase. Turn right side out and topstitch on outside through the pillowcase fabric and seam allowances of band. Press.

Remember that adding fabrics to your stash is your quilter's palate. Everyone who participates in an art or craft needs to have materials available for inspiration and to use. Do not feel guilty if you have fabric in your stash that is not currently earmarked for a specific project. Sometimes it takes some time just "living" with the fabric and looking at it before inspiration strikes and you are ready to cut into it for a special quilt.

**Don't question
my fabric stash.**



**Unless you think it
should be bigger.**



Best Place to Hide Fabric

D N J W M N L W B R Q K Y Z K G B Z R L X
R M B L K V Y Y N X L X N J I L R N J G Y
E G I D B X Q J Y Q Y Q K V G K Q R Z R M
S D Q N R L N D Z N B J E L J K Y Y J R Y
S N D N T C A M R T L I V N L Y P G R D T
E F T M I H W C N P T G V X L W G X W R N
R M L T G Y E L K T Q L P A L M T Y L Z M
D U T E L V Z B O P T R U N K O F C A R T
R A N Y H P Z A A N L N T O Y C H E S T M
A C Y D V S F L M S D A L E M Y P R V T V
W X L B E R M T Y R E I S N E I D T R N D
E H M O I R K O Y R N M T T C R S G D D G
R T A E T V B H O E T V E N I E T B N T L
S V N N W H A E N R Y N I N H C W T N P P
J D N Q G M E C D L G C A C T B B B A K D
W W Z Q P E L S Q L B N R P X D G A D O N
G L L E B O R J D A T A I W D B N M G M C
M K R N S Z Q S S R D L V W P O N Z R S X
D R D E J V Y K P E Y J T L E K O L G G M
P V T T B J E T C Z B E Y R R S X F J T X
T J T M T T T P V N T J R N V K D W R N R

LINEN CLOSET

CLOTHES DRYER

BLACK PLASTIC BAGS

FOOD PANTRY

TRUNK OF CAR

TOY CHEST

DRESSER DRAWERS

LAUNDRY HAMPER

PICNIC BASKET

ATTIC

CEDAR CHEST

HANGERS

UNDER BED

IN THE BASEMENT

COAT TREE

GIVE IT TO A FRIEND

SEWING ROOM SHELF



BROWARD QUILT EXPO PRESENTS

AIRING OF THE QUILTS

Enjoy this inaugural event
showcasing the Craftwork of
Broward County Quilters

SUNDAY
JANUARY 27, 2019
11AM-5PM

AT
HISTORIC STRANAHAN
HOUSE MUSEUM
335 SE 6TH AVE
FORT LAUDERDALE, FL
33301

This event is free to attend

Quilts will be available for purchase during the
Broward Quilt Expo March 9-10, 2019



Vero Beach

Sunbonnet Sue Quilt Show

“Treasures of the Treasure Coast”

The Cherrywood Challenge 2018 - Prince Exhibit

Thursday, Friday, Saturday February 7- 9th, 2019

10-4 Each Day

Indian River County Fairgrounds

7955 58th Ave., Vero Beach FL

\$10 One Day Pass - \$15 Three Day Pass

vbSunbonnetsue@gmail.com

FB: Sunbonnet Sue Quilters 1979

Opportunity Quilt – A Day at the Beach

Vero Beach “Centennial Quilt”



Quilt Appraiser (\$40) written appraisal

Judged Quilt Exhibit

Raffle Gift Baskets & Door Prizes

26 Vendors

“For the Love of Paws” Quilts for sale

Sign Language Interpreter

Scissor and Knife Sharpening

Buses Welcome – Free Parking





BROWARD QUILT WEEK

MARCH 4-10 2019

Dear Quilter,

Our biennial quilt show, Broward Quilt Expo (BQE), will be held Monday, March 4th through Sunday, March 10th, 2019, again at the historic Holiday Park in Fort Lauderdale, FL.

As the Quilt Entry Chair, I would like to invite members of your guild to participate by entering a quilt (or two!) in our show (judging to be held in February). The award-winning quilts receive not only a beautiful ribbon for your quilt, as well as one for you to wear, but also a cash prize.

We have 13 quilt categories this year:

- Appliqué – Single Maker**
- Appliqué- Two Person**
- Art Quilt**
- Group**
- Intermediate Pieced – Single Maker**
- Intermediate Pieced – Two Person**
- Large Pieced – Single Maker**
- Large Pieced – Two Person**
- Miniature**
- Modern Design – Single Maker**
- Modern Design – Two Person**
- Small Quilt**
- Workmanship**

Please visit our website, browardquiltexpo.com and click "participate" choosing "quilt entry" for more information.

Our 2017 show included over 200 quilts and we're looking forward to even more quilts in 2019. Our vendor booths are going to be full, and we'll have demonstrations and activities throughout Saturday and Sunday. We hope that you'll not only enter a quilt but will also bring your friends to see the show and to shop at our vendor booths.

We'll be offering some great value GROUP-VIP packages this year --- our Admissions chair will be in touch very soon with the details.

We're hosting workshops Monday through Thursday before the show with teachers Jean Wells and Tara Faughnan. These are also open to your members. If you have any questions please don't hesitate to contact me at judywkap@gmail.com, or (954) 753-5493.

Sincerely,
Judy Kaplan
BQE 2019 Quilt Collection Chair

SHOW 'N TELL—DECEMBER 2018



SHOW 'N TELL—DECEMBER 2018



SHOW 'N TELL—DECEMBER 2018



SHOW 'N TELL—DECEMBER 2018



HOLIDAYS IN JANUARY:

- 1 [New Year's Day](#)
- 3 [Festival of Sleep Day](#)
- 8 [Bubble Bath Day](#)
- 9 [National Take the Stairs Day](#)
- 10 [Peculiar People Day](#)
- 14 [Dress Up Your Pet Day](#)
- 16 [Appreciate a Dragon Day](#)
- 18 [Thesaurus Day](#)
- 18 [Winnie the Pooh Day](#)
- 20 [National Cheese Lover Day](#)
- 21 [Martin Luther King Jr. Birthday](#)
- 21 [Squirrel Appreciation Day](#)
- 26 [Australia Day](#)
- 27 [Punch the Clock Day](#)
- 29 [National Cornchip Day](#)
- 31 [Inspire Your Heart with Art Day](#)





CLASSIFIED

Just Imagine Quilts

**Custom
Longarm Quilting**

◆ ◆ ◆ ◆ ◆

H. 561.470.6219
C. 561.756.1090
dottylevine82@yahoo.com

Dotty Levine
10351 Sunset Bend Drive
Boca Raton, FL 33428



StitchCraft
creative quilting & sewing

399 S. Federal Hwy.
Boca Raton, FL 33432

tel: (561) 447-4147
info@stitchcraftboca.com
www.stitchcraftboca.com



LINDA ADAMCIK
561-790-1009 H
561-310-1363 C
QUILTINGQUEEN@ATT.NET



LONGARM QUILTING



To schedule your quilt for machine quilting
please contact Linda



CLASSIFIED

Ronnie Luber
23371 Blue Water Circle, C120
Boca Raton, Fl. 33433
Custom Quilts
Antique Quilts Repaired, Restored
561-495-9859 561-212-9762



Quilt a Bit

Quality Cotton, Beautiful Batiks, and Wool
Fat Quarters, Kits, Patterns, Books, and Notions
Longarm Quilting Service Available
Classes in our New Larger Classroom
Monday - Friday 9 - 5 pm Saturday 9 - 4 pm
2914 Jog Road, Greenacres, FL. 33467 (561) 304-7211
Northeast corner of 10th Avenue and Jog Road in Barclay Square Plaza
www.quiltabit.com quiltabit@facebook.com