



QUILT GUILD BY THE SEA NEWSLETTER

JULY 2018

VOLUME 8, ISSUE 7

July 10, 2018

Guild Meeting

- Program: Red, White and Blue Block Party!
- Blocks that have an "Aha" moment!
- Live Auction—Holiday in July; *CASH ONLY*
- Fat Quarter: Stripes
- 50/50 Raffle

VOLUNTEERS NEEDED

QGbtS is in need of volunteers for the following positions:

- Longarm Quilters
- QOV Distribution Leader
- Webmaster



Guild Address:

Quilt Guild by the Sea
PO Box 64
Boca Raton, FL 33429

Meeting Address:

Grace Community Church
Teen Center— West side of the Church campus
600 West Camino Real
Boca Raton, FL. 33486

PRESIDENT'S LETTER

Stay Cool quilters.

The Dog Days of Summer are here. Some of you have already escaped the heat for a cooler climate. The rest of us try to stay indoors for the hottest part of the day.

At the same time we have less demands on our social calendar. So what a perfect opportunity to relax, pull out those projects you did not have time for during the busy winter season.

If you are away, hopefully you will have your trusted sewing machine with you and will have packed several charity kits, a bunch of scraps, new projects, or whatever else you enjoy doing.

At the last cutting party Linda Eddy and her helpers put together sixty-five (65) great kits for the Fidget quilts. They are self contained and don't take up much room. We can't seem to complete enough quilts to meet the ever growing demand for them. Another cutting party is scheduled for this month following our meeting.

Different color faces are now available for our very cute bears. Likewise, QOV and Comfort quilts have lots of kits available for anyone to take home or on a trip.

This is a time to work on difficult projects without interruption and a perfect opportunity to develop or improve those skills you have always wanted to have but never had the time.

July is also a perfect month to start working on your 2018 Christmas and/or Hanukkah gifts. The holiday season comes very quickly, and you better be ready!

Hope you enjoyed last month's Quilters Journeys. It was a lot of fun, and interesting to learn more about our quilting sisters' life experiences.

For those of you who attended Suzanne McGee and Jean DeFrancis workshop last month, don't forget to bring your finished "Sew Together Bag" for Show 'n Tell. It was another great workshop. The Guild is so fortunate to have such a great pool of local talent to chose.

Also, bring cash for the Holiday fabric auction; now you will be prepared with what you need for those Holiday projects.

Remember you have ten more weeks to complete your "Block Party" blocks in order to win some of the prizes.

Looking forward to seeing you on July 10th at our Block Party.

Marie-Christine

CURRENT OFFICERS:

President:

Marie-Christine Leavitt

(561-665-9890)

(561-699-2216)

mcglquilt@gmail.com

President-Elect:

Lisa Coles

(240-626-8906)

Mels.coles@gmail.com

Treasurer:

Linda Bouvier

(561-498-9777)

lbouvier@bellsouth.net

Secretary:

Carolyn Whiteman

(954-253-2321)

chayamomma@gmail.com

Membership Director:

Ellen Heckler

(561-245-8280)

Ellen.Heckler@gmail.com

Program Director:

Suzanne McGee

(201-207-7300)

Smcgee4452@gmail.com

Publication Director:

Deb Shoemaker

(954-629-1720)

DebShoemaker22@gmail.com

Historian:

Ann Ford

Ann.k.ford@gmail.com

UPCOMING MEETING & PROGRAM HIGHLIGHTS:

July 10th Meeting

• **Red, White and Blue Block Party!**

Turn in blocks for tickets at the at **July** meeting. (Suzanne will be inside the door as you come in the downstairs door.) You will receive one ticket for each completed "block" you bring to the meeting. See 6 patterns in this newsletter.

- We will draw **8 lucky tickets** for \$25 gift certificates to Stitch-Craft!.

- A **special gift (an Alex Anderson Rotary Cutter, Value \$70.00)** will be presented to the quilter who has completed the most blocks.

- **Blocks that have an "Aha! Moment" presented** by Marcia Degner. Learn how to make several easy blocks that make very interesting quilts! Always fun to learn something new!

- **Live Auction:** Holiday in July Live Auction will include holiday and Judaica fabric as well as Jelly Rolls and kits. Bids start at \$10.00. **Bring cash!!**

August 14th – Meeting

- **Introduction to SAQA** - Studio Art Quilt Associates by Candice Phelan

UPCOMING WORKSHOPS:

Sashiko Workshop by Diane Provost

Date: Tuesday, September 11, 2018

Location: Grace Community Church, Music Room

Time: 1 PM—3 PM

Member Fee: \$15.00

Non Member Fee: \$20.00



Workshop Policies: Payments for workshops must be received at the time of sign-up. Workshop fees are refundable up to 5 days prior to scheduled date.

EVENT CALENDAR:

MEETINGS & WORKSHOPS

July 10, 2018

- Fidget Cutting Workshop

July 17, 2018

- QOV Workshop

July 25, 2018

- Comfort Quilts/Fidget Quilts/
Bears Workshop

July 31, 2018

- Board of Directors Meeting

August 14, 2018

Guild Meeting:

- Program: Introduction to SAQA: What is an Art Quilt by Candice Phelan
- Name the Donation Quilt Contest
- Fat Quarter: Autumn
- 50/50 Raffle

August 21, 2018

- QOV Workshop

August 28, 2018

- Board of Directors Meeting

August 29, 2018

- Comfort/Fidget Quilt Workshop

September 11, 2018

Guild Meeting

- Program: Sashiko by Diane Provost
- Fat Quarter: Spooky
- 50/50 Raffle

Intermediate Hand Applique Workshop by Dotty Levine

Date: Wednesday, October 10, 2018

Location: Grace Community Church, Music Room

Time: 10 AM— 4 PM

Member Fee: \$30.00

Non Member Fee: \$35.00

Machine Applique Workshop by Sarah Michael

Date: Wednesday, November 14, 2018

Location: Grace Community Church, Music Room

Time: 10 AM— 4 PM

Member Fee: \$30.00

Non Member Fee: \$35.00

Workshop Policies: Payments for workshops must be received at the time of sign-up. Workshop fees are refundable up to 5 days prior to scheduled date.

"THE FRANK MCGEE MEMORIAL QOV WORKSHOP"

QUILTS OF VALOR

Upcoming QOV Workshop: July 17, 2018
from 9:30 AM—3:00 PM Grace Community church in the Music Room



∴ quilt of valor ∴

Thanks to the generous participation of our members, we are producing a remarkable amount of quilts for our veterans. We would like to thank everyone who is doing her share, whether you are sewing at home or at the workshop, whether you are sewing stars, sewing strips, assembling tops, making pillow cases, binding, longarm quilting, etc..... Every little bit helps.

Bring your sewing machine with basic accessories, thread, and lunch. Precut kits/fabrics will be provided.

For those unable to attend the workshops, prepared kits are available to pick up at the workshops and guild meetings.

A huge **THANK YOU** for your participation.

For additional information, contact Diane Provost [561-409-3114](tel:561-409-3114), paquinprovost@gmail.com

EVENT CALENDAR:

MEETINGS & WORKSHOPS

September 11, 2018

- Sashiko Workshop by Diane Provost

September 18, 2018

- QOV Workshop

September 25, 2018

- Board of Directors Meeting

September 26, 2018

- Comfort Quilts/Fidget Quilts Workshop

October 9, 2018

Guild Meeting

- Program: Trunk Show by Dotty Levine
- Mystery Quilt Reveal
- Fat Quarter: Blue
- 50/50 Raffle

October 10, 2018

- Hand Applique Workshop by Dotty Levine

October 16, 2018

- QOV Workshop

October 24, 2018

- Comfort Quilts/Fidget Quilts Workshop

October 30, 2018

- Board of Directors Meeting
- Fat Quarter: Red
- 50/50 Raffle

QUILTS OF VALOR: Diane Provost needs our help.

QOV is a tremendous program for our Guild and requires lots of work. Diane has redistributed the responsibilities and is looking for a Distribution Leader. This is a really fun job where one will meet people that will touch their heart forever.

Please come forward and let's keep the program running.

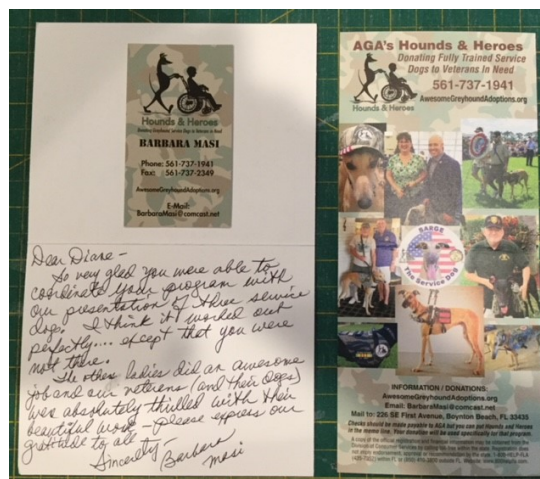
New Distribution Leader job description

- Communicate with the QOV Foundation; mainly this is making copies of the nominations received from the Foundation.
- Keep track of all nominations sent to us by the Foundation and insure all the nominees will receive a quilt, either with a personal presentation or a group presentation. This includes communication by email & phone, organizational skills, and the ability to work with a team.
- Work closely with our Awards Supervisors, helping them to organize and make the QOV events happen. We have a great team; they are awesome to work with, know the ropes—they are experts.
- Making the labels (this is very easy, Diane will teach it)
- Keep track of our QOV events calendar and prepare & report the QOV distribution status at the monthly guild meeting.

After the events:

- Prepare a short paragraph and pictures to send to Deb Shoemaker for the monthly QGBT newsletters, to Joanne Miller for our Facebook page and to Ann Ford for History.
- Report all awards to the Foundation (Grace usually takes care of this).
- Collect of \$5.00 donation in November, December, and January from our members for QOV Foundation membership. Send the member's names and Guild's contribution to the Foundation by mid-January.

THANK YOU NOTE TO QOV



EVENTS CALENDAR:

MEETINGS & WORKSHOPS

November 13, 2018,

Guild Meeting

- Guild Elections
- Program: Sarah Michael Machine Applique Trunk Show
- Fat Quarter: Red
- 50/50 Raffle

November 14, 2018

- Machine Applique Workshop by Sarah Michael

November 20, 2018

- QOV Workshop

November 27, 2018

- Board of Directors Meeting

November 28, 2018

- Comfort Quilts/Fidget Quilts Workshop

December 11, 2018

Guild Meeting

- Fundraising Sale

November 28, 2018

- Comfort Quilts/Fidget Quilts Workshop

December 11, 2018

Guild Meeting

- Program: Sale
- Fat Quarter: Batik
- 50/50 Raffle

December 18, 2018

- QOV Workshop **Cancelled**

December 18, 2018

- Board of Directors Meeting

COMFORT QUILTS

- A total of sixty-nine (69) Comfort quilts have been donated by QGbtS so far this year. Great job ladies!!
- Twelve (12) Comfort quilts were delivered to Lynn Cancer Institute and seven (7) to the infusion Center in June. Fourteen more are scheduled for delivery on June 29, 2018.
- Sixty-five (65) kits were completed during the Comfort/Fidget Cutting party in June. They will be available at the next general meeting.
- There will be a **Comfort/Fidget Quilt Cutting Workshop** scheduled on **July 10, 2018** from 12:00—3:00 PM.
- Job Responsibilities for Comfort Quilts:
 - ◊ Linda Eddy: room set-up and distribution.
 - ◊ Janet Fredricks and Wanda Goldfarb work as a team collecting donated fabric and organizing patterns and creating kits.
- New Comfort Quilts and Fidget kits will be available at the Guild meeting. Please stop by the Comfort Quilt table!

Comfort quilt size specifications are:

- ◆ a minimum of **38 - 42" wide**, and a minimum of **48 - 54"** in length

The next Comfort Quilts workshop is scheduled on **July 25, 2018**. Kits to take home will be available at the Guild meeting. There is something for everyone to do!

Any questions, please contact:

Janet Fredricks [954-242-9010](tel:954-242-9010) or email quilthoney@aol.com

Wanda Goldfarb [516-592-7575](tel:516-592-7575) or email unity_777@hotmail.com



QUILT SHOW CALENDAR:

- **September 20-22, 2018**
Quiltfest, Prime F. Osborne III Convention Center, Jacksonville, Fl.
- **October 12-13, 2019** Palm Beach Quilter's Guild "Quilts of Yesterday, Today, and Tomorrow, South Florida Fairgrounds, West Palm Beach, Fl.
- **November 9-10, 2018**
Country Road Quilters 2018 Quilt Show, Circle Square Cultural Center, Fl.
- **January 25-26, 2019**
"Quilting Under the Palms" Quilt Show, Countryside Recreation Center, Clearwater, Fl.
- **January 25-26, 2019**
Showcase of Quilts, Rohan Recreation Center, The Villages, Fl.
- **February 2-3, 2019** Farm Fest and Quilt Show, Pioneer Florida Museum, Dade City, Fl.
- **February 2-5, 2019** Palm Grove Quilt Show & Sale (Amish quilts and handmade crafts for sale), Palm Grove Mennonite Church, Palm Grove, Fl.
- **February 8-9, 2019**
Sunbonnet Sue Quilters Quilt Show, Indian River Fairgrounds, Vero Beach, Fl.

COMFORT QUILTS



FIDGETS QUILTS CUTTING PARTY



QUILT SHOW CALENDAR:

- **February 15-16, 2016** Mid-Pinellas Quilt Show, Seminole Recreation Center, Seminole, Fl.
- **February 15-16, 2019** Quilter's Workshop of Tampa Bay "Quilt Fiesta", Tampa Bay, Fl.
- **February 22-23, 2019** Peace River Quilt Festival, Charlotte Harbor Event & Conference Center, Punta Gorda, Fl.
- **February 27-March 2, 2019** AQS Week, Daytona Beach, Fl.
- **March 1-2, 2019** Naples Quilter's Guild Quilt Show, "Stitches in Time" New Hope Ministries, Naples, Fl.
- **March 8-9, 2019** Mt. Dora Quilt Show, Lake Receptions, Mt. Dora, Fl.
- **March 8-9, 2019** Friendshipknot Quilters Quilt Show, Robarts Arena, Sarasota, Fl.
- **March 9-10, 2019,** Broward County Quilt Show, War Memorial Auditorium, Fort Lauderdale, Fl.
- **March 14-16, 2019** Original Sewing and Quilt Show, Lakeland Center, Lakeland, Fl.
- **March 16, 2019** Florida Quilt Trail & Quilt Museum Outdoor Festival and Sale, Mainstreet, Trenton, Fl.

COMMUNITY OUTREACH

FIDGET QUILTS

- There will be a **Fidget Quilt Cutting Workshop** scheduled for **June July 10, 2018** from 12:00—3:00 PM.
- The next Fidget workshop is scheduled on **July 25, 2018.**
- Bags with supplies are available for anyone who would like to participate in making a Fidget quilt.
- New Fidget kits will be available at the Guild meeting.

Any questions, please contact Linda Eddy: [561-376-3996](tel:561-376-3996)

or email: eddylin-da1007@yahoo.com



COMMUNITY OUTREACH

COMFORT BEARS:

- This month 32 Comfort Bears were delivered.
- If you have additional suggestions of places to donate bears, please contact Holly Faillace or Marie-Christine.
- Comfort Bear kits complete with paper pattern, fabric, and ready-to-sew-on bear faces may be picked up at our next meeting. This is a quick and easy project that will make a child smile.
- The next Comfort Bears workshop is scheduled on **July 25, 2018.**



Volunteers needed:

Members interested in making embroidered faces by machine or hand are needed or a digitized file for machine embroidery is available.

For additional information, contact Holly

HEART PILLOWS FOR BREAST CANCER

The Lincolnwood Bee is creating these lovely heart pillows, pictured, for breast cancer patients and survivors.

The pillow fits under the arm pit and eases the pain of lymph node surgery.

Anyone interested in joining us, our next meeting will be on **Friday, July 20, 2018.** Please join us.



**INTERNATIONAL DAY OF FRIENDSHIP
JULY 30, 2018**



ANNUAL

MEMBERSHIP DUES

QGbtS annual membership dues for 2018 are **\$45.00.**

'MEMBERSHIP HAS ITS PRIVILEGES'

Paid members of the QGbtS are eligible to:

- participate in Guild programs
- participate in workshops
- receive monthly newsletter
- place ads in the classifieds.
- **Guests are welcome to attend all of our meetings with a donation of \$5.00.**
- Dues are non-refundable.

For further information contact:

Ellen Heckler [561-245-8280](tel:561-245-8280) or quiltguildbythesea2011@gmail.com

[@gmail.com](mailto:quiltguildbythesea2011@gmail.com)

ATTENTION, ALL MEMBERS:

DON'T FORGET TO SIGN IN AT THE GUILD MEETING!



NEW MEMBERS:

Carol Hall



GUESTS:

Kathy Adams

Madeline Bochner

Rayna Gillman

Linda Gordon



FAT QUARTER OF THE MONTH DRAWING WINNER:

Eleanor Yura



50/50 RAFFLE WINNER:

Kathy Jackson



Need a reimbursement check?

Remember to turn in your reimbursement form and receipts to Linda Bouvier.



Expense Reimbursement

HOCUS POCUS CHARITY QUILT DRAWING WINNER:

Suzanne McGee



QGbtS LIBRARY



We have wonderful books!

Take the opportunity to look through or borrow a book, a DVD, or a magazine that interests you.

All books must be checked out and returned at the next Guild Meeting. Late fees will be charged when applicable.

New books and magazines are always accepted.

Guild Librarians:

Joan Cohn & Dellie Krebs

Library Hours: 9:30—10:00 AM during every Guild meeting.

FRIEND US!

QGbtS now has its very own **FACEBOOK**.

Send in your pictures, comments, etc. to Joanne Miller at:

Barniesmom123@gmail.com



FAT QUARTER OF THE MONTH: HANDPAINTS SUNSET HAND-DYE—DESERT GLOW

Sunset hue hand-dye, stripes of hot pink, raspberry, red, magenta, blaze orange, emerald green, turquoise, lagoon blue, purple and plum run from selvedge to selvedge from the 'Patina Hand paints' collection by Lunn Studios for Artisan Batiks by Robert Kaufman Fabrics.




BOOK REVIEW:

A Pocketful of Whimsy

By: Kathleen Rindal Brooks

This skinny, little book is so much fun. The author dedicated this book to possible ideas; she calls them "wee patchwork gifts". Her directions for each pattern are worthy of a big quilt; they are precise and complete with room for change and alteration, if needed. Some "little" quilts of the 17 included are book covers, a chate-laine, an eye glass case, and tea cozy. Yes, people do use tea cosies!.



The photos are clear, and directions are easy to follow. All patterns are included. This is a great gift idea book.

Submitted by Joan Cohn

PIN THIS!!



Spoolin' Around at the Duncan!

QGbtS Fall Retreat at the Duncan Center

When: Monday Oct. 22 – Thursday Oct. 25

9:00 AM – ?? daily

Cost: \$235

Includes lunch and dinner daily

Only 40 spots available

Limited number of hotel-style rooms

\$80 single per night, \$40 double per night

Click [HERE](#) for Details and to Register*

Button It Up now so you don't miss out!!

*registration will also be available at QGbtS meetings



[CLICK HERE FOR DETAILS AND TO REGISTER](#)

"Spoolin' Around at the Duncan" will open to other Guild members beginning July 15th. If you have friends interested in attending, please have them register. There are approximately 20-25 spaces still available.

For additional information contact Leslie Kelly via phone (561) 889-5521 or email lesliesk@bellsouth.net



UPCOMING LOCAL QUILT SHOW

**Quilts of Yesterday, Today and Tomorrow
2018 Quilt Show**

The Palm Beach County Quilters' Guild is holding its 2018 bi-annual Quilt Show this fall at the South Florida Fairgrounds.

I wanted to give everyone plenty of time to look at your stash, gather your fabrics, pins and needles, and get your creative juices flowing.

It would be wonderful to have our QGBTS members well represented at this local event. The Quilt Show Flyer and Entry Forms can be found on page 18-20.

Entry deadline is September 14, 2018.

Quilts of Yesterday, Today and Tomorrow - 2018 Quilt Show

**Date: Friday, October 12 (10-5)
 Saturday, October 13 (10-4)**

**Where: South Florida Fairgrounds
 9067 Southern Blvd.
 West Palm Beach, FL 33411**

Let's support our sister guild. In exchange for helping with "White Glove duty", the Palm Beach County Quilters' Guild gives us the opportunity to sell our Donation quilt raffle tickets at its show.


For further information about this quilt show, please contact Nancy Ialacci at nanmi@aol.com. By the way Nancy is also a long standing member of QT BTS.

Marie-Christine Leavitt



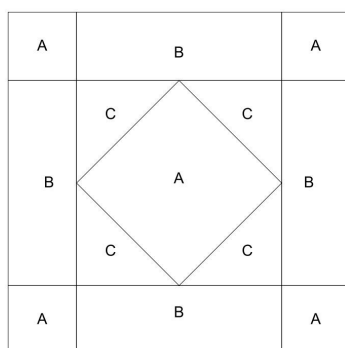
Quilts of Valor: Fair and Square

Block should measure 10 1/2" x 10 1/2"



Sewing Instructions:

1. Draw diagonal line on the wrong side of four 3" squares.
2. To make the triangles place one 3" square on the corner of the 5 1/2" square with right sides together. Check diagram.
3. Sew on the diagonal line. Trim the fabric to 1/4". Press the seam to triangle.
4. Repeat on the other 3 corners of the large square. Press.
5. Using diagram sew one 3" square (corner) to one 3" x 5 1/2" to another 3" corner square.
6. Sew the remaining rectangles of the center from step 4.
7. Assemble the 3 rows together.



Time to make another??

Cutting Instructions for Each Block:


1. Use 100% cotton fabric.
2. Sew skimpy 1/4" seams to allow for the fabric lost in pressing.
3. Use patriotic colors to make the block. Background can be white, cream, tan or beige to coordinate with other fabrics.

Color A	Cut four squares 3" x 3" (corners)
Color A	Cut one square 5 1/2" x 5 1/2" (center)
Color B	Cut four rectangles 3" x 5 1/2"
Color C	Cut four squares 3" x 3" (triangles)



Quilts of Valor: Double Four Patch

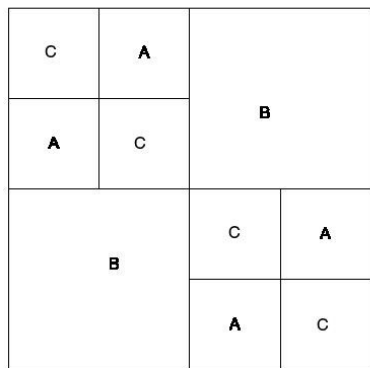
Block should measure 10 1/2" x 10 1/2"



Sewing Instructions:

1. Sew one 3" block to 3" block of alternating color. Press to the dark.
2. Using diagram sew 2 patch into a 4 patch.
3. Sew one 5 1/2" square to one 4 patch.
4. Sew two rows together.

Time to make another??



Cutting Instructions for Each Block:


1. Use 100% cotton fabric.
2. Sew skimpy 1/4" seams to allow for the fabric lost in pressing.
3. Use patriotic colors to make the block. Background can be white, cream, tan or beige to coordinate with other fabrics.

Cut four squares 3" x 3" (white)	A
Cut two squares 5 1/2" x 5 1/2"	B
Cut four squares 3" x 3" (blue)	C



Quilts of Valor: Framed Nine Patch

Block should measure 10 1/2" x 10 1/2"



Sewing Instructions:

1. Using diagram to sew the center, sew a nine patch using 2 1/2" squares.
2. Sew one 2 1/2" X 6 1/2" rectangle to two sides of center.
3. Sew corner to side 2 1/2" X 6 1/2" rectangle for top and bottom.
4. Sew three rows together.

Time to make another??

A	B			A
B	C	A	C	B
	A	B	A	
	C	A	C	
A	B			A

Cutting Instructions for Each Block:


1. Use 100% cotton fabric.
2. Sew skimpy 1/4" seams to allow for the fabric lost in pressing.
3. Use patriotic colors to make the block. Background can be white, cream, tan or beige to coordinate with other fabrics.

Color A	Cut eight 2 1/2" squares
Color B	Cut four 2 1/2" x 6 1/2" rectangles
Color B	Cut one 2 1/2" square
Color C	Cut four 2 1/2" squares



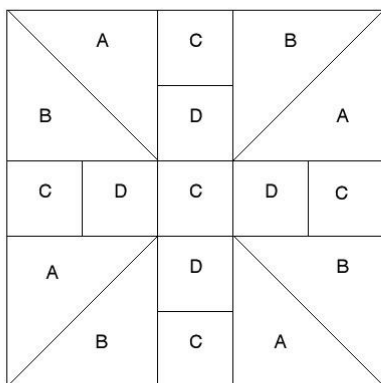
Quilts of Valor: Whirly Girly

Block should measure 10 1/2" x 10 1/2"



Sewing Instructions:

1. Draw a diagonal line on the two light 4 7/8" squares.
2. Place each of those light squares right sides together with the other two 4 7/8" squares. Sew 1/4" inch on each side of drawn line. Cut on drawn line. Press seam to dark.
3. Sew a C square to a D square making four rectangle units.
4. Using diagram sew squares and rectangles together.



Time to make another??

Cutting Instructions for Each Block:

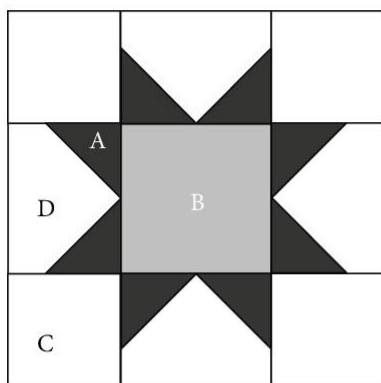
1. Use 100% cotton fabric.
2. Sew skimpy 1/4" seams to allow for the fabric lost in pressing.
3. Use patriotic colors to make the block. Background can be white, cream, tan or beige to coordinate with other fabrics.

Color A	Cut two 4 7/8" squares
Color B	Cut two 4 7/8" squares
Color C	Cut five 2 1/2" squares
Color D	Cut four 2 1/2" squares



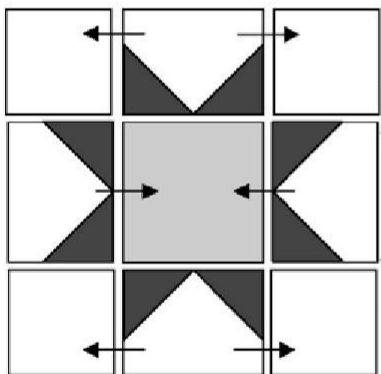
Quilts of Valor: Sawtooth Star

Block should measure 10 1/2" x 10 1/2"



Sewing Instructions:

1. On A (Star Points) draw a diagonal line on the back of each. Place A at the left end of D (Background Side) right sides together. Stitch on drawn line. Trim seam to 1/4". Press triangle toward the corner. Place second star point on the right side of D. Repeat directions. Units should measure 3 1/2" x 4 1/2". Repeat to make four.



2. Lay out units and remaining pieces as in drawing at right. Sew units together in rows, pressing seams as indicated by arrows inside block diagram. Sew rows together and press away from center row as shown with arrows beside block. Trim to straighten the edges if needed. Must be 10 1/2" inches square.

Time to make another??

Cutting Instructions for Each Block:

1. Use 100% cotton fabric.
2. Sew skimpy 1/4" seams to allow for the fabric lost in pressing.
3. Use patriotic colors to make the block. Background can be white, cream, tan or beige to coordinate with other fabrics.

Star Points	Cut eight squares 2 1/2" x 2 1/2"	A
Center Square	Cut one square 4 1/2" x 4 1/2"	B
Background - Corners	Cut four squares 3 1/2" x 3 1/2"	C
Background - Sides	Cut four rectangles 3 1/2" x 4 1/2"	D

**Palm Beach County
Quilters' Guild**

Presents
**Quilts
of
Yesterday, Today, and
Tomorrow**

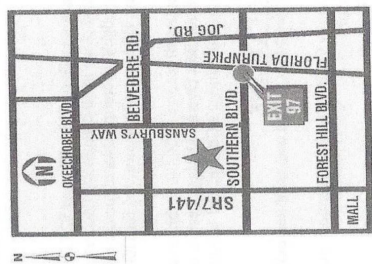
2018 Quilt Show

**Friday, OCTOBER 12 (10-5)
Saturday, OCTOBER 13 (10-4)**

**SOUTH FLORIDA FAIRGROUNDS
9067 SOUTHERN BLVD.
WEST PALM BEACH, FL. 33411**

Door Prizes
Opportunity Quilt
Vendors
Small Quilt Silent Auction
Basket Raffle
Quilters Boutique
Quilts for Sale

Admission: \$10.00
Free Parking



Directions: From I95 or the Florida Turnpike

North or South take the Southern Blvd Exit.

Travel West approx. 1 mile past the

Turnpike on Southern Blvd to

Fairgrounds Road, Turn right and enter Gate 8

PALM BEACH COUNTY QUILTERS' GUILD

PO BOX 18276

WEST PALM BEACH, FL. 33416



**RECOMMENDED PACKAGING FOR
SHIPMENT**

Place fabric bag into plastic bag and then in a sturdy reusable carton. Use strapping tape to close. Your entry will be returned in the same carton. If we are to ship the entry after the show, enclose a pre-addressed return label and check payable to PBCQG for return shipping and insurance. Place this information in an envelope inside the carton.

INSURANCE

Insurance coverage will be provided while items are in the possession of the Guild. The maximum limit for insurance coverage is \$300 for small quilts, and \$600 for large quilts unless a copy of a certified appraisal of a higher value is presented with the registration form.

PICKUP AFTER SHOW CLOSING

Saturday, OCTOBER 13

**SOUTH FLORIDA FAIRGROUNDS
9067 SOUTHERN BLVD
WEST PALM BEACH FL 33411**

Items will not be released without the receipt. Items not picked up will be returned by UPS at the entrant's expense unless other arrangements are made in advance.

For Quilt Show Information

Palmbeachquilters.org

**Or visit our website for complete
instructions, entry and
Registration forms
Palmbeachquilters.org**

CATEGORIES

LP - Large pieced. Entirely pieced. Width plus length must be greater than 120 inches.

SP - Small pieced. Entirely pieced. Width plus length must be 120 inches or less

A - Applique. Majority of quilt must be applique techniques. Any Size from 120 inches to king size

MO - Modern. Quilt should embody principles of modern design with bold color, contrast, graphic areas of color, negative space etc. May be a single maker, duo or group effort.

ML - Miniature. Any technique. Must be a miniaturization of a full quilt design, including binding. Width plus length must be no greater than 40 inches. No single blocks.

DL - Duet Large. A quilt that has two persons involved in its completion. Includes all techniques as well as quilting by a person other than the maker of the top. Must be greater than 280" width plus length.

DS- DUET SMALL. A quilt made by two persons with width plus length between 96" and 280".

A - Art. Original design - any techniques, any size. Must be made of fabric, have three layers, and contain quilting. A quilt based on traditional patterns and designs should be entered in another category. No commercial patterns, kits, or copies of previous works.

E-EXHIBIT ONLY. Whole cloth, crazy quilts, embroidery of all kinds (hand and machine) antique, all sizes. Exhibit only and appropriate for hanging. No Kit Quilts, Tied Quilts, Yo-Yo, Cathedral Window, Home Dec (Pillows, Table Runners, etc.)

AWARDS

Ribbons and cash awards of \$75, \$50, and \$25 for First, Second and Third place in all categories. Each prize will be awarded at the judge's discretion. Not all prizes in all categories may be awarded. Ribbons will be awarded for Honorable Mentions.

The Best of Show will receive \$100.00. Ribbons and \$25 cash will be awarded for Best Hand Quilting, Best Machine Quilting, Judge's Choice, and Viewers' Choice.

ENTRY & DEADLINE

All entry forms for quilts judged and exhibited Must be sent to: Palm Beach County Quilters' Guild, Attention:

Patty Sullivan, Registration Chair
P.O. Box 18276
West Palm Beach, FL 33416
Must be received by **SEPTEMBER 15, 2018.**

HAND DELIVERY & INTAKE DATE
SATURDAY OCT 6 between 12 Noon & 3 PM in Building # 2 on the South Florida Fairgrounds, West Palm Beach

PBCQG reserves the right for whatever reason, to reject any submitted entry or to change its category if necessary. Entries received past the deadline will be rejected.

SHIPPING

If unable to deliver your entry on October 6, you may ship it. Entries must arrive at the address listed below by midnight October 5, 2018

QUILT A BIT
2914 JOG ROAD
GREENACRES, FL. 33467
ATTN: PBCQG

For confirmation of receipt of your entry, enclose an addressed stamped envelope with your entry.

RULES

(1) Any individual or group may enter. All persons involved in the construction or quilting must be listed on the entry form.

(2) There is a limit of two entries per category per person or group for judged quilts. A separate entry form and photo is required for each entry. Form may be photocopied. Entry fees: **\$15.00 for judging as a non-member, \$10 for our Guild members and \$8.00 for exhibit only.**

(3) A non-returnable color photograph of the item must accompany each entry form for purposes of identification and insurance.

(4) Entries **must** remain on display for the duration of the show 4:00pm October 13, 2018

(5) Each entry must have a label on the lower back right hand corner with the maker/owner's name and address. The label **must** be covered with a removable piece of fabric for judging.

(6) Each entry **must** have a four (4) inch wide sleeve stitched to the top of the quilt except miniatures which must have a two (2) inch wide sleeve. This sleeve must be attached on both top and bottom edges of the sleeve. Bed-sized quilts must have an additional sleeve, the top of which must be attached 85" from the bottom edge of the quilt so that the quilt will not touch the floor. Sleeve **must** be attached in a way that it will not show when the quilt is hanging.

(7) Each entry **must** be enclosed in a separate fabric bag or pillowcase with the entrant's name clearly written on the bag. **No Plastic bags please.**

(8) Quilts must be clean and in excellent condition. **(9)** Quilt size (width and length) **must** be listed on entry form. Accurate measurements are a must.

(10) All judged quilts must have been made within the last five years.

05/2/18



PALM BEACH COUNTY QUILT GUILD SHOW OFFICIAL REGISTRATION FORM

ALL ENTRIES ARE ACCEPTED UNLESS OTHERWISE NOTIFIED. ENTRIES WILL NOT BE ACCEPTED AFTER THE DEADLINE DATE 9/15 /2018 ENTRIES RECEIVED BY MAIL MUST BE POST MARKED BY September 15th2018. THE GUILD RESERVES THE RIGHT, FOR WHATEVER REASON, TO ACCEPT OR REJECT ANY ENTRY. NO SPECIAL HANDLING ITEMS WILL BE ACCEPTED.

EXHIBITOR'S NAME: _____
(PRINT OR TYPE)

EXHIBITOR'S STREET ADDRESS: _____

CITY: _____ ST _____ ZIP _____

PHONE _____ EMAIL: _____

QUILT NAME: _____

PREDOMINANT COLOR: _____

SIZE W _____ L _____ CATEGORY _____

DESIGNER IF NOT ORIGINAL PATTERN _____

MADE BY (LIST ALL CONTRIBUTORS IF GROUP OR 2-PERSON QUILT)

IS QUILT FOR SALE?

- YES PRICE: \$ _____ (NOTE: PRICE SHOULD INCLUDE 20% FOR GUILD)
- NO

VALUE OF QUILT: _____ COPY OF APPRAISAL ATTACHED

ARTIST'S STATEMENT: IN 50 WORDS OR LESS DESCRIBE HISTORY, INTERESTING FACTS, AND/OR INSPIRATION: (ATTACH SEPARATE SHEET IF NEEDED. PLEASE PRINT OR WRITE LEGIBLY

MAKE CHECKS PAYABLE TO : Palm Beach County Quilters' Guild

MAIL REGISTRATION FORM TO PBCQG

PO Box 18276

West Palm Beach Florida 33416

EMAIL QUESTIONS TO- Patty Sullivan sun364flower@aol.com

RECEIPT OF QUILT: To be filled in at Intake October 6, 2018
CONDITION OF QUILT AS RECEIVED

OWNER'S INITIALS _____ INTAKE INITIAL _____

DO NOT FILL IN:

CATEGORY _____

NUMBER _____

QUILT NAME: _____

EXHIBITOR: _____

CHECK ONE BOX:

- JUDGED : \$15
- MEMBER JUDGED \$10
- EXHIBIT ONLY : \$8

PAYMENT : CHECK ONE BOX

- CASH
- CHECK

Any questions, contact;
Patty Sullivan
sun364flower@aol.com

DO NOT FILL IN:

CATEGORY _____

NUMBER _____

QUILT NAME _____

EXHIBITOR _____

SHOW N TELL- JUNE



HOLIDAYS—JULY

1 Build A Scarecrow Day

4 Independence Day

6 Fried Chicken Day

7 Chocolate Day

8 Video Games Day

10 Teddy Bear Picnic Day

13 Fool's Paradise Day

15 Cow Appreciation Day


16 Fresh Spinach Day

21 National Junk Food Day

25 Threading the Needle Day

27 Take Your Pants for a Walk Day

30 International Day of Friendship





CLASSIFIED

Just Imagine Quilts

Custom
Longarm Quilting



H. 561.470.6219
C. 561.756.1090
dottylevine82@yahoo.com



Dotty Levine

10351 Sunset Bend Drive
Boca Raton, FL 33428



LINDA ADAMCIK
561-790-1009 H
561-310-1363 C
QUILTINGQUEEN@ATT.NET



LONGARM QUILTING



To schedule your quilt for machine quilting
please contact Linda



StitchCraft

creative quilting & sewing

399 S. Federal Hwy.
Boca Raton, FL 33432

tel: (561) 447-4147

info@stitchcraftboca.com

www.stitchcraftboca.com

Ronnie Luber

23371 Blue Water Circle, C120

Boca Raton, FL 33433

Custom Quilts

Antique Quilts Repaired, Restored

561-495-9859 561-212-9762



Brother Sewing & Embroidery Machine Dealer

Individual & Group Sewing

Classes for adults & kids

Fashion Fabrics & Notions

Expert Alterations

Embroidery Services

Machine Repair & Scissor Sharpening

Boca Valley Publix Plaza

7491 N. Federal Hwy, Boca Raton, FL 33487

561-999-9992

www.sewmuchfunandmore.com

Dreaming of flip-flops,
sunshine, and warm weather!!
Bring on Spring!!!

