



QUILT GUILD BY THE SEA NEWSLETTER

MARCH 2014

VOLUME 4, ISSUE 3



JANUARY GUILD MEETING

Tuesday, March 11, 2014

To be held at:

Grace Community Church

600 W. Camino Real,

Boca Raton

Time: 10:00AM — 12:00 PM

Program:

- Zentangle with Debbie Perdue
- Show 'n Tell
- Fat Quarter: Black & White

PRESIDENT'S LETTER

As I sit here watching the weather report on television, I can't help thinking how happy I am to be here in south Florida. I remember all those winters I spent up north. How miserable I was; a Southern Belle transplanted in New York City. At first, I loved the snow. It was so beautiful as it fell to earth, how silent and peaceful the world seemed. Even the City



became a magical place. The white purity of the snow blanketed everything. Then, morning came. People rushed to work, to school, and walked their dogs. Suddenly the purity of the white snow was no more. It became an icy, yellow slush, clogging gutters and causing lakes to form at every crosswalk making crossing streets nearly impossible. Where were the Sir Walter Raleigh's of the world? No one ever came to my rescue.

No, I don't miss the winters up North. I especially don't miss being there this year. I'll take the heat and humidity down here any day. And believe me, the humidity here really is mild compared to the humidity back home in the swamps and bayous of Louisiana and south Mississippi. Here at least, I have an ocean breeze almost every evening and I'm quite content to sip my tall iced tea by the pool, sitting under a large umbrella most lazy afternoons.

I think that working during all those long cold winters in New York, shivering at the bus stop waiting for the #11 bus to take me home made me really appreciate our Florida lifestyle. And just slap me if you ever hear me complain about the heat.

Stay cool, have a tall iced tea and keep quilting.

Sarah



VOLUNTEERS NEEDED

QGbtS is in need of volunteers for the following positions:

- Nomination Committee
- Guild Photographer
- Recording Secretary
- Local Longarm Quilters

CURRENT OFFICERS:

President:

Sarah Crew (561-620-2856)

crewhawken@aol.com

Vice President:

Dolly O'Shea (561-391-9368)

DollyOShea@comcast.net

Treasurer:

Lee Hasse(561-392-6866)

lmhasse@hotmail.com

Membership Director:

Ellen Heckler (561-245-8280)

Ellen.Heckler@gmail.com

Program Director:

Diane Provost (561-409-3114)

paquinprovost@gmail.com

Publication Director:

Deb Shoemaker

(954-629-1720)

DebShoemaker22@gmail.com


HELIA RICCI TRUNK SHOW



HELIA RICCI TRUNK SHOW



HELIA RICCI TRUNK SHOW





HELIA RICCI TRUNK SHOW



ANNUAL MEMBERSHIP DUES

QGbtS annual membership dues for 2014 remain **\$30.00**.

'MEMBERSHIP HAS ITS PRIVILEGES'

Paid members of the QGbtS are eligible to:

- participate in Guild programs
- participate in workshops at a reduced rate
- receive monthly newsletter
- place ads in the classifieds.

Guests are welcome to attend our meetings with a donation of \$5.00 per month twice during a year. Dues are non-refundable.

For information, contact Ellen Heckler.

MEMBERSHIP DIRECTORY

Please submit any changes, additions or deletions to the on-line membership directory.

Changes should be sent to Ellen Heckler via email:





Ellen.Heckler@gmail.com

TREASURER'S REPORT


Balance 1/31/2013	\$6,086
Income	\$1,215
Expenses	\$1,453
Balance 2/28/2014	\$5,848

Submitted by Lee Hasse,
Treasurer

"NO MESS FABRIC DYEING" WORKSHOP WITH HELIA RICCI



"NO MESS FABRIC DYEING" WORKSHOP WITH HELIA RICCI



Winter Olympics posters pay homage to Kazimir Malevich

Sochi games' press release:
"The Sochi 2014 Organizing Committee has unveiled the official posters of the Olympic and Paralympic Winter Games in Sochi, which reflect the core values of the Sochi 2014 brand.

The posters are a key element of the Games and are designed to promote the Games and reflect the look and atmosphere of this global-scale sporting event.

In addition to the two official posters, a special collection of posters has also been released, illustrating the Games and Russia's national character. Imagery on the posters features the host city of the Games, including the warm sea and snow-capped mountains. These images also reflect Russia, where nature borders modern metropolises, and rich cultural heritage resonates with the spirit of innovation.


The figures depicted on each poster symbolize equality and Paralympic spirit, steadfastness

of character and the will to win. The creative design employed is reminiscent of the works of notable Russian artist Kazimir Malevich, a style which is identifiable for many in Russia. These colorful and inspirational posters will please fans and guests to the host city of the Paralympic Games while also highlighting the first Winter Olympic and Paralympic Games in Russia."



IS SOMEONE WEARING A FLIP FLOP PIN?

If someone at the Guild meeting is wearing a quilted flip flop pin, introduce yourself and give them a warm welcome. New members will wear these cute pins to identify themselves to other members.



WELCOME TO OUR NEW MEMBERS:

Maddy Sullivan
Meryll Warner

IT'S A BEE!!!



Information submitted by Kathy Radosh.

The Bees below are open to new members:

Central Boca Bee

1st and 3rd Friday, 10:00 AM-3:00PM, of the month at Lincolnwood Clubhouse.

South Guild (Snowbird Bee)

Snowbird Bee meets at Lighthouse Point Community Center, Dixon Ahl from 1:00AM—3:00 PM.

QUILTS OF VALOR

- Thank you to Cindy Gerstl and Jackie Early for their generous donations.
- Keep the Quilts of Valor blocks coming.
- We can always use Red, White, and Blue fabrics. Finished blocks are always welcome. Please bring your donations to any meeting.
- Upcoming Workshops held at Grace Community Church, Del Rio Room, 9:30 AM—3:00 PM; March 18, April 15, May 20, and June 25, 2014.



Your participation in this program is appreciated by our soldiers.

RED DOOR PROJECT UPDATE

- We continue to have an overwhelming response to the Red Door Project. We've had several more donations of fabric, quilt tops, blocks and batting.
- Volunteers are needed to make the next delivery of quilts to Gilda's Club. Anyone willing to participate, please see Diane Provost.

Join us for upcoming Red Door Workshops at Grace Community Church, El Rio Room on March 26, April 23, May 28, and June 62, 2014.

There is something to do for everyone!



Dear Rosemary and members of Quilts By the Sea,

I want to thank you for the beautiful quilt that you and your friends made for me.


As you know, I am a WWII veteran. I entered the Army in 1943. At first, I was assigned as an MP guarding first Italian then German POW's in Mississippi. In 1944, I transferred to the airborne infantry because I could get \$50 more per month. I was assigned to the 11th Airborne division and served in the Philippines, Okinawa and occupation duty in Japan. On 29 December 1945, I was severely injured by a Japanese booby trap and lost my left leg and left eye.



In the evening, my artificial leg becomes uncomfortable. When I remove it for the evening, the quilt you made for me comes in very handy as I lay it over my lap on these cold winter nights.

Once again, thank you very much. The gift is very much appreciated.

John D. Van Patten
Fort Wayne, Indiana.



The blocks for this quilt were pieced by members of QGbtS. The quilt was assembled by Rosemary Wilzman and quilted by Susan Freundenthal.

Freudentha



EVENT CALENDAR:

March 11, 2014

Quilt Guild Meeting:

- Zentangle with Debbie Perdue
- Fat Quarter: Black & White

March 14, 2014

- Zentangle Workshop

March 18, 2014

- QOV Workshop

March 26, 2014

- Red Door Workshop

March 24, 2014

- Attic Windows Workshop

April 8, 2014

Quilt Guild Meeting:

- Brenda Grampsas: Granny's Attic and quilt appraisals following the meeting
- Fat Quarter: Reproduction Fabrics

April 15, 2014

- QOV Workshop

April 23, 2014

- Red Door Workshop

May 13, 2014

Quilt Guild Meeting

- Tea Towels
- Fat Quarter: Kitchen Fabrics

UPCOMING WORKSHOPS:

Zentangle Workshop by Debbie Perdue

Date: March 14, 2014

Location: Grace Community Church

Time: 10:00AM—3/4:00 PM

Fee: \$60.00 (\$65.00 non-members)

(non-refundable)



Attic Windows by Jacqui Littler

Jacqui is going to show us the fundamentals of attic windows and how to use our sense of imagination and geometry to work with different size windows in the same quilt.

Date: March 24, 2014

Location: Grace Community Church, El Rio Room

Time: 10:00AM—3:00 PM

Fee: \$30.00 (\$35.00 non-members)



Quilt Appraisals by Brenda Grampsas

Date: April 8, 2014

Have Brenda Grampsas appraise your quilt after the Guild Meeting.

Fee: \$40.00 (written appraisal), \$10.00 (verbal appraisal); non-refundable

Registration and advanced payment is REQUIRED

Jewel Box Quilt Workshop by Sue Tharp

Date: June 11, 2014

Location: Grace Community Church, El Rio Room

Time: 10:00 AM—3:00 PM

Fee: \$35.00 (members), \$40.00 (non-members)

Workshop Refund Policy: Workshop fees are refundable up to **5 days** prior to scheduled date.

EVENT CALENDAR:

May 20, 2014

- QOV Workshop

May 28, 2014

- Red Door Workshop

June 10, 2014

Quilt Guild Meeting

- Sue Tharp Trunk Show
- Fat Quarter: Jewel Tones

June 11, 2014

- Jewel Box Quilt Workshop by Sue Tharp

June 17, 2014

- QOV Workshop

June 25, 2014

- Red Door Workshop

July 8, 2014

Quilt Guild Meeting

- Big Bee
- Fat Quarter: Patriotic

August 12, 2012

Quilt Guild Meeting

- Presentation of challenge
- Fat Quarter: Fall

September 9, 2014

Quilt Guild Meeting

- Back-to-School
- Fat Quarter: Holiday

October 14, 2014

Quilt Guild Meeting

- International Quilts
- Fat Quarter: Asian

UPCOMING WORKSHOPS:

Using Tumbler Template Workshop by Linda Adamcik

Date: May 14, 2014

Location: Grace Community Church, El Rio Room

Time: 10:00 AM—3:00 PM

Fee: \$30.00 members, \$35.00 non-members

Workshop Refund Policy: Workshop fees are refundable up to **5 days** prior to scheduled date.

ANNOUNCING 2014 MANCUSO QUILT CHALLENGE

Janet Eckerd has graciously agrees to head up the 2014 Mancuso Challenge for our Guild. The challenge topic was revealed at the general meeting. Challenge Guidelines are as follows:

Theme: A Dream Vacation/Dream Trip/ Places I've Been

Quilt Method: Machine or hand pieced, machine or hand quilted


Hanging: 4" sleeve required

Size: Any size

Date Due: August 2014 Guild Meeting

Last year members of our guild had some lovely entries. Participation is welcome for everyone at all skill levels. Need help? Ask a guild member...

For further information, contact: **Janet Eckerd** 561-870-7023



VOLUNTEERS NEEDED

Volunteers are needed for the November Election Nominating Committee. Please see Sarah Crew for additional information.

POLICY UPDATE FOR GUILD MEETINGS:

- Members may take pictures during the guild meeting or presentation from their seats. Only the guild photographer may stand to take photograph; this will prevent members from blocking other members views by standing up.
- Cell phones should be turned off.

FAT QUARTER OF THE MONTH: BLACK & WHITE



This retro black and white fabric displays words associated with textiles, fashion, quilting and sewing. It will appeal to those that like the modern look. Letters are about 1/8". From the "Word Play" collection by Michele D'Amore for Benartex.

FAT QUARTER OF THE MONTH DRAWING

WINNER:

Nancy Ialacci

DONATION OF RED, BLACK AND WHITE FABRIC

Margie Shiner is collecting red, black and white fabric to create a quilt for the Gilda's Club living room.

This quilt will have a permanent home at Gilda's Club.

ANNOUNCING

ORPHAN BLOCKS

Do you have blocks you made in workshops, or started a quilt only to discover after a making a few blocks that you really don't like it? Then, you put these blocks on a shelf or in a drawer to maybe work on at a later date, never to touch them again. They are too good to throw away, but you will never use them...

Well, now perhaps the guild can help you out. We have established an "Orphan Block" program, chaired by Karen Pugh. She will have a table at the guild meeting to collect these blocks.

We shall see wondrous things created from these blocks. Anyone interested in this committee, see Karen at the meeting to sign up.

ANNOUNCING

COMFORT BEARS

Got extra fabric (1/4 yard will do)? Pick up the simple pattern at the Orphan Block table and make a comfort bear or two. The Comfort Bears will be distributed to shelters, EMS, fire rescue to be given to children in need.

Earn 25 points for each bear made.

MARCH 15

**NATIONAL
QUILTING DAY**



Quilt Appraisals by Brenda Grampsas

Brenda Grampsas is an American Quilter's Society Certified Appraiser of quilts and quilted textiles. She is a member of the Professional Association of Appraisers Quilted Textiles. She is a life long seamstress and quilt maker. Her sewing past includes teaching, clothing construction & tailoring in the Adult Education System in Southern California. She is a member of American Quilt Society, The Applique Society and is an active member of a local quilt guild "Hidden Stitches". Brenda has a special interest in old quilts and has had the privilege of documenting the quilt collections of Heritage Village, Largo, Florida and St. Petersburg Museum of History, St. Petersburg, Florida.



West Pasco Quilters' Guild, Inc.

"Sew Many Quilts 2014: Fabric in Motion"

March 14, 15, and 16 , 2014

Hours: Friday & Saturday 9 to 5

Sunday 10 to 4

West Pasco Quilters' Guild is planning their quilt show in a new facility this year! We've outgrown our previous location. The **new location** will be: the **Recreation and Aquatic Center of New Port Richey** on Van Buren St. between Massachusetts St. and Main Street.

There is room for everything! A live large quilt auction and a silent small quilt auction, a wonderful boutique of handmade items, free lectures and demonstrations, childrens' activities, lots and lots of vendors and yes, quilts, quilts, quilts! Over 400 quilts!

You don't want to miss this show! Admission is \$7 per day or \$10 multi-day. Mark your calendar now for **Friday March 14 and Saturday, March 15 from 9 am to 5 pm and Sun. March 16 from 10 am to 4 pm.**

Do You Tangle?

Learn to Zentangle

Learn beautiful patterns/tangles that will enhance your embroidery, quilt design, stitching/quilting, & even fabric discharging.

No stress, it calms the mind.
No prior art training required.
No erasers, you can't make a mistake.



Join Debbie Perdue, Certified Zentangle Teacher

www.doyoutangle.com

For a Lecture, Trunk Show and lots of FUN!

Tuesday, March 11, 2014

Zentangle & Fabric
Workshop

Friday, March 14, 2014



Sponsored by the Quilt Guild By The Sea



You're Invited!

Tea & Stitches

Hand Appliqué and Embroidery Retreat
With Author/National Educator Jan Vaine

Learn ...

The "Fan Favorite" project from Jan's latest book, "Embroidery and Patchwork Revisited: An Illustrated Guide to Hand Stitching."

- Appliqué tips and techniques
- Classic embroidery stitches and combination stitches
- 15 hours of regular class time
- Opportunity for one-on-one with Jan

Stitch ...

Create and embellish with fellow enthusiasts. Each 4.5-inch block is a small, self-contained project, so you'll move forward quickly.

Enjoy ...

A soul-soothing stitching retreat in the University Center on the Idyllic UNF campus. You'll be pampered with:

- Afternoon tea on Friday and Saturday
- Dinner on Thursday; Lunch on Friday, Saturday and Sunday
- Friday night field trip to A Stitch in Time needlework shop
- Daily gifts and drawings!

April 10-13, 2014

Cost: \$325. Space is limited!

Reserve by March 15 at grahamcrackercollection.com

Retreat Location: University of North Florida, Adam W. Hebert
University Center, 12000 Alumni Dr.
Jacksonville, FL 32224

Presenter: Graham Cracker Collection, Inc., 904-725-7499,
grahamcrackercollection@gmail.com

MARCH 2014 BUILD-A-QUILT INSTRUCTIONS

KASURI JŪJI TO KAKU (Kasuri Cross and Square)
 Inspired by traditional Japanese kasuri (ikat) woven fabrics.

Choose 3 Fat Quarter, one of each value, Light, Medium and Dark.

Color A: cut eight $3\frac{1}{2}'' \times 1\frac{1}{2}''$ + four $2\frac{1}{2}'' \times 1\frac{1}{2}''$

Color B: cut eight $3\frac{1}{2}'' \times 1\frac{1}{2}''$ + eight $2\frac{1}{2}'' \times 1\frac{1}{2}''$ + five $1\frac{1}{2}''$ squares

Color C: cut four $1\frac{1}{2}''$ squares

Sew all with $\frac{1}{4}''$ seam. Sew clean and cut the extra threads as you go.

Sewing Instructions:

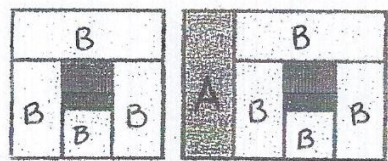

Start this block by laying the pieces for the 4 inside squares only.

- Sew a $1\frac{1}{2}''$ C square to a $1\frac{1}{2}''$ B square. Press to darker fabric and repeat 3 more times to make four unit #1.

- Sew a $2\frac{1}{2}'' \times 1\frac{1}{2}''$ B to each side of unit #1. Press toward the sides. Repeat 3 more times to make four unit #2.

- Refer to the diagram below and sew a $3\frac{1}{2}'' \times 1\frac{1}{2}''$ B to the "C" side of unit #2. Press toward the sides. Repeat 3 more times to make four unit #3. Unit #3 measures $3\frac{1}{2}'' \times 3\frac{1}{2}''$, adjust your sewing or cut to size if needed.

- Sew a unit #3 to each long sides of an $3\frac{1}{2}'' \times 1\frac{1}{2}''$ A. Press towards the middle. Repeat to make two units #4.

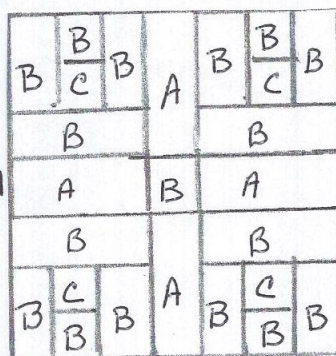


MARCH 2014 BUILD-A-QUILT INSTRUCTIONS

- Sew a $3\frac{1}{2}$ " x $1\frac{1}{2}$ " A to opposite sides of a $1\frac{1}{2}$ " B square. Press towards the sides this make one center strips.

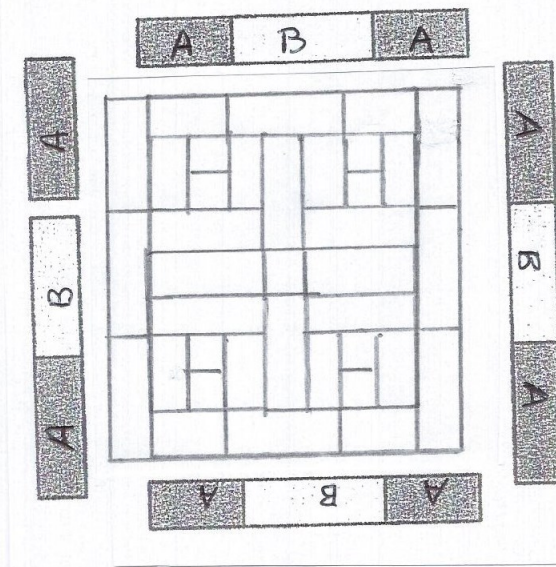


- Join the two units #4 to the center strips.



- Sew a $3\frac{1}{2}$ " x $1\frac{1}{2}$ " A to each end of a $3\frac{1}{2}$ " x $1\frac{1}{2}$ " B. Press toward the sides. Repeat once these are the tops and bottoms strips. Sew these strips to the top and bottom of the block.

- Sew a $3\frac{1}{2}$ " x $1\frac{1}{2}$ " A to each end of a $3\frac{1}{2}$ " x $1\frac{1}{2}$ " B. Press toward the sides. Repeat once, these are the sides strips. Sew these strips to both sides of the block



Using a different colour combination, make a second block

Happy Piecing!

QGbtS LIBRARY



We have wonderful books. Take the opportunity to look through or borrow a book, DVD, or magazine that interests you.

All books must be checked out and returned at the next Guild Meeting. Late fees will be charged when applicable.

Late fees:

DVD's \$3.00 for the 1st month and \$5.00 for each additional month.

Thanks to all who have donated books!

Guild Librarians:

Joan Cohn & Elaine Greenberg

Library Hours: 9:30—10:00 AM

LIBRARY INDEX

NOW AVAILABLE


Take a look at the index of books found at the end of the newsletter. The QGbtS index will be updated for the April newsletter.

Thank you Joan for compiling this list.

BOOK REVIEW


The Art of Machine Piecing - Sally Collins

The author of this book is famous for her precise, accurate and perfect piecing. She truly is a master of her craft. If I could personally choose one teacher to learn from, Sally Collins would be the one. She conquers the most complicated blocks with her well thought out methods. Her construction techniques include piecing, applique using bias, paper piecing and Y- seams to name some. With all this, she includes lots of blocks, traditional and modern along with projects. Even if you think the contents of this book is complicated, forge ahead because you might just need that technique for a block you might sew.



Borders and Finishing Touches - Bonnie K. Browning

Sometimes a quilter almost finishes a quilt and isn't ready to quilt it; almost as if it needs something more, (Something like dessert after a full meal). This book is like a rich dessert. It covers a wealth of ways of adding that final touch you want for your quilt. Much of the borders are applique. Also included are geometrics, bands, prairie points and dog-tooth edges. More important though, are her methods for marking, measuring, binding and quilting. Any of her techniques are valuable for any quilt that needs something more. This book is a good reference and might help solve those uneven sides and solve the problem of finding ways to add some pizzazz and interest to your almost finished quilt.



Reviews submitted by Joan Cohn



Hello Fellow Quilters!

I am hosting a retreat in May!!

This Retreat will be a fun time for both modern quilters and traditional quilters to learn about the trends in the modern quilting movement and spend some quality time sewing together. If you want to learn about modern quilting, and have a lot of fun, this retreat is the place for you!

I have attached a flyer that can be printed and distributed at your guild meetings. If you would like some printed flyers, please email me with a regular mailing address and I will mail them to you.

Thanks so much for your support!

Regards, Carole Lyles Shaw
DETAILS OF RETREAT FOLLOW:

Florida Modern Quilt Retreat
www.FloridaModernQuiltRetreat.com

Retreat dates: May 15-18, 2014

Doors Open, Thursday May 15th at 5 p.m. Retreat Ends on Sunday, May 18th at 1 p.m.

Location: Kenilworth Lodge, Sebring FL www.kenilworthlodge.com

REGISTRATION FEE: SINGLE OCCUPANCY -- \$350 per person DOUBLE OCCUPANCY--\$250 PER PERSON

Retreat Schedule:

· **Sew On Your Own available all the time! Workshops are optional. Hand quilters and machine quilters are both welcome.**

- **Thursday, 6 p.m.:**
 - o Welcome & Get acquainted activities
 - o "What is a Modern Quilt" Lecture
 - o Show & Tell
 - o Pizza & Salad Dinner (PJ's Optional!)
- **Friday, 9-10 a.m.**—optional Workshop--Modern Quilt Block Design Practice (no-sewing fun!)
- **Friday, 10:15 – 12 noon:** Optional Workshop on Improvisational Piecing
- **Saturday, 9-11:** Optional Workshop on Cutting and Sewing "Slow Curves™" Blocks without templates
- **Sunday 11-12 p.m.**-- Show & Tell and Door Prize Drawings for Fabric Bundles
- Give-Away and Swap Table (for those things you no longer need!)

Quilt Retreat Fee Includes:

- 3 nights at Lodge
- Pizza & Salad dinner on Thursday night
- Continental Breakfast Fri, Sat & Sun
- Coffee, Tea, Fresh Fruit Snacks all 3 days



SHOW AND TELL—FEBRUARY 2014





SHOW AND TELL—FEBRUARY 2014

