



# QUILT GUILD BY THE SEA NEWSLETTER

March 2020

VOLUME 10, ISSUE 3

**March 10, 2020**

Guild Meeting:

- Program: Floral Thread Play by Andrea Brokenshire

The program at the General Meeting on March 10, 2020 will be Andrea Brokenshire. Please be aware that this meeting is combined with the membership of the Gold Coast Guild and space is limited.

**BE AWARE**  
**COME EARLY!**  
**NO GUESTS**

**Guild Address:**

Quilt Guild by the Sea  
PO Box 64  
Boca Raton, FL 33429

**Meeting Place**

Boca Raton Community Center (BRCC)  
150 Crawford Blvd.  
Boca Raton, FL 33432

## PRESIDENT'S LETTER

I recently purchased some new cabinets for my sewing room (can you imagine I was growing out of what I had). My current space was so unruly I didn't even want to take anything out, Taking out one piece of fabric destroyed the tower of other fabrics. So it was time to rebuild, reconstruct and reshuffle.

Not an easy task. Thread everywhere, little pieces of fabric with no where to go, missing rulers, scissors, etc. And, oh, all the UFO's I found lurking in the closet. What's a gal to do????

We all know that organizing our sewing space can be traumatic. So, I took a breathe and proceeded to move things around into what I thought would work best for me. Helpful hint, if you can put your fabrics in drawers rather than on shelves (color coordinated). It makes a world of difference in finding what you want fast without disturbing much of anything else).

I still have piles of "things" that need to be categorized. Of course, once this is all done (if ever) I won't be able to remember where I put them. One of the benefits I now have is lots to donate to our yearly "What was I Thinking Sale".

Cleaning out and organizing is ultimately good for the soul (if not the back).

Our meeting this month should be quite a lot of fun. As you know, we will be meeting together with Gold Coast for the first time. Expect a full house and full parking lot. Try to car pool if you can. There will be almost no business conducted at this meeting other than a recap of upcoming programs and workshops plus sign ups. Bring your Show 'n Tell especially any "art" quilts you have done.

I'm really looking forward to our guest Andrea Brokenshire. She will be bringing us Fiber Art and Design. Andrea has been on the Quilt Show and has won numerous awards. I can't wait. I'm on the waiting list for her class so my fingers are crossed.

Remember, Saturday March 21st is Worldwide Quilting Day. So I want you to mark your calendars and quilt, quilt, quilt that day. (Although I know we really don't need a special day to sew).

HAPPY SEWING  
Rochelle



**CURRENT OFFICERS:**

**President:**

Rochelle Staiano  
(561- 509-9914)  
[sashakins@hotmail.com](mailto:sashakins@hotmail.com)

**President-Elect:**

Pat Lynes  
909-331-7549  
[pjcreation@aol.com](mailto:pjcreation@aol.com)

**Secretary:**

Marcia Degner  
(561-243-1776)  
[msdegner@gmail.com](mailto:msdegner@gmail.com)

**Treasurer:**

Marie-Christine Leavitt  
561-699-2216  
[mcglquilt@gmail.com](mailto:mcglquilt@gmail.com)

**Membership Director:**

Ellen Heckler  
(561-245-8280)  
[Ellen.Heckler@gmail.com](mailto:Ellen.Heckler@gmail.com)

**Program Director:**

Sheryl Platt  
(561-756-5179)  
[Sherylplatt3@gmail.com](mailto:Sherylplatt3@gmail.com)

**Publication Director:**

Deb Shoemaker  
(954-629-1720)  
[DebShoemaker22@gmail.com](mailto:DebShoemaker22@gmail.com)

**Technology Director**

Ann Ford  
(512-289-0797)  
[ann.k.ford@gmail.com](mailto:ann.k.ford@gmail.com)

**QOV Program Chair:**

Diane Provost  
(561-561-409-3114)  
[paquinprovost@gmail.com](mailto:paquinprovost@gmail.com)


**Outreach Program Chair:**

Linda Eddy  
(561-376-3996)  
[eddylinda1007@yahoo.com](mailto:eddylinda1007@yahoo.com)

**REED JOHNSON TRUNK SHOW HIGHLIGHTS:**



REED JOHNSON TRUNK SHOW HIGHLIGHTS:



REED JOHNSON TRUNK SHOW HIGHLIGHTS:



REED JOHNSON TRUNK SHOW HIGHLIGHTS:



REED JOHNSON TRUNK SHOW HIGHLIGHTS:



## ANNUAL MEMBERSHIP



### DUES

QGbtS annual membership dues for 2020 are **\$45.00** through December.

### 'MEMBERSHIP HAS IT PRIVILEGES'

Paid members of the QGbtS are eligible to:

- participate in Guild programs
- participate in workshops
- receive monthly newsletter
- place ads in the classifieds.
- **Guests are welcome to attend all of our meetings with a donation of \$5.00.**
- Dues are non-refundable.

For further information contact:

Ellen Heckler [561-245-8280](tel:561-245-8280) or [quiltguildbythesea2011](mailto:quiltguildbythesea2011@gmail.com)

[@gmail.com](mailto:quiltguildbythesea2011@gmail.com)

## UPCOMING WORKSHOP HIGHLIGHTS:

**March 11, 2020**

### Floral Thread Play By Andrea Brokenshire

Andrea Brokenshire is a fiber artist and quilter specializing in botanical quilts. Check out her amazing quilts on Pinterest or the internet.

Location: Boca Raton Community Center

Time: 10:00 AM—4:00 PM

Fee: \$45.00

Material Cost: \$55.00 (must be prepaid and ordered; check to Andrea Brokenshire)



**April 15, 2020**

### Crazy Quilts By Betty Pillsbury

Textile Artist and Instructor Betty Pillsbury has won hundreds of awards for her homages to the elegance of Victorian crazy quilting. Grounded in traditional methods but crafted with elements of whimsy, each of her pieces stands on its own as a work of art.



Location: Boca Raton Community Center

Time: 10:00 AM—4:00 PM

Fee: \$50.00

**EVENT CALENDAR:**

**MEETINGS & WORKSHOPS:**

**March 10, 2020**

Guild Meeting:

- Program: Thread Painting by Andrea Brokenshire

**March 10, 2020**

- Comfort/Fidget Quilts & Comfort Bears Workshops

**March 11, 2020**

- Floral Thread Play By Andrea Brokenshire

**April 7, 2020**

- QOV Workshop

**April 14, 2020**

Guild Meeting:

- Program: Crazy Quilts by Betty Pillsbury
- Fat Quarter: Neutral
- 50/50 Raffle

**April 14, 2020**

- Comfort/Fidget Quilts & Comfort Bears Workshops

**April 15, 2020**

- "Crazy Hearts" By Betty Pillsbury

**April 17, 2020**

- American Legion QOV Presentation

**UPCOMING WORKSHOP HIGHLIGHTS:**

**May 13, 2020**

**Fabric Arts Mini Journal by Andrea Huffman**

Location: Boca Raton Community Center

Time: 10:00 AM—4:00 PM

Fee: TBD



***Workshop Policies: Payments for workshops must be received at the time of sign-up. CHECKS ONLY, please. Workshop fees are refundable up to 7 days prior to scheduled date. If you are unable to attend a workshop at the last minute, please be courteous and notify our Workshop Chair, Linda Roraff (roraff@gmail.com) so someone else may attend.***

**REMINDER ... JOIN US!**

**PILLOWCASE WORKSHOP**

**MARCH 3, 2020**

We have precut kits to assemble, but you are also welcomed to bring your own children's Pillowcase Kits or your own juvenile fabric measuring the following:

Body: 27" X WOF children's fabric

Casing: 9" X WOF coordinating fabric





**MEETINGS & WORKSHOPS**

**May 12, 2019**

Guild Meeting

- "Fabric Arts" by Andrea Huffman
- Fat Quarter: Dots
- 50/50 Raffle

**May 12, 2020**

- Comfort/Fidget Quilts & Comfort Bears Workshops

**May 13, 2020**

- Fabric Arts Mini Journal by Andrea Huffman

**June 2, 2020**

- QOV Workshop

**June 9, 2020**

Guild Meeting:

- Program: Quilts by an Artist—Brian Fitzgerald
- Fat Quarter: Patriotic
- 50/50 Raffle

**June 9, 2020**

- Comfort/Fidget Quilts & Comfort Bears Workshops

**July 14, 2020**

Guild Meeting:

- Program: Shop Talk by Laura & Dave Jordan, Laura's Sewing and Quilt Shop
- Fat Quarter: Juvenile
- 50/50 Raffle

**"THE FRANK MCGEE MEMORIAL QOV WORKSHOP"**

**The next workshop will be held on  
Wednesday, April 7, 2020  
9:30 AM—3:00 PM  
Boca Community Center**



*∴ quilt of valor ∴*

Thanks to the generous participation of our members we are producing remarkable amount of quilts for our veterans. We would like to thank everyone who is doing her share, whether you sew at home or at the workshop, whether you sew stars, sew strips, assemble tops, make pillow cases, bind, or longarm quilting, etc. Every little bit helps.

Bring your sewing machine with basic accessories, thread, and lunch.

For those unable to attend the workshop, prepared kits are available to pick up at the workshops and guild meetings.

A huge **THANK YOU** for your participation.

For additional information, contact Diane Provost [561-409-3114](tel:561-409-3114), [paquinprovost@gmail.com](mailto:paquinprovost@gmail.com)

**FOR YOUR INFORMATION:**

- **Longarmers Needed:** We need two additional volunteers as longarmers for QOV. Many tops are ready to be quilted, so if you are a longarmer and have time to volunteer to quilt QOV tops, please contact Diane Provost.

**QOVF ON AMAZONSMILE**

**What is AmazonSmile?**

AmazonSmile is a simple and automatic way for you to support your favorite charitable organization every time you shop at no cost to you. When you shop at [smile.amazon.com](https://smile.amazon.com), you'll find the exact same low prices, vast selection and convenient shopping experience as [Amazon.com](https://amazon.com) with the added bonus that Amazon will donate a portion of the purchase price to your favorite charitable organization. You can choose from over one million organizations to support.

**How do I shop at AmazonSmile?**

To shop at AmazonSmile simply go to [smile.amazon.com](https://smile.amazon.com) from the web browser on your computer or mobile device. You may also want to bookmark [smile.amazon.com](https://smile.amazon.com) to make it even easier to return and start your shopping at AmazonSmile.

**EVENT CALENDAR:**

**MEETINGS & WORKSHOPS**

**July 14, 2020**

- Comfort/Fidget Quilts & Comfort Bears Workshops

**August 11, 2020**

Guild Meeting:

- Program: Quilter's Journey
- Fat Quarter: Plaids
- 50/50 Raffle

**August 11, 2020**

- Comfort/Fidget Quilts & Comfort Bears Workshops

**August 12, 2020**

- Mesh Bag Workshop by Marie-Christine McLeavitt

**September 8, 2020**

Guild Meeting:

- Program: Underground Railroad and Quilts by Carole Murphy
- Fat Quarter: Autumn (not Halloween)
- 50/50 Raffle

**September 8, 2020**

- Comfort/Fidget Quilts & Comfort Bears Workshops

**QOV SHOW 'N TELL—FEBRUARY**



**EVENT CALENDAR:**

**MEETINGS & WORKSHOPS**

**October 13, 2020**

Guild Meeting:

- Program: Schmetz Needles presentation by Rhonda Pierce
- Fat Quarter: Black & White
- 50/50 Raffle

**October 13, 2020**

- Comfort/Fidget Quilts & Comfort Bears Workshops

**November 10, 2020**

Guild Meeting:

- Program: "Photography of Archiving Quilts" & Trunk Shoe by Deborah Kajkowski
- Fat Quarter: Bright Solids (not Holiday)
- 50/50 Raffle

**November 10, 2020**

- Comfort/Fidget Quilts & Comfort Bears Workshops

**November 11, 2020**

- "Liberated Houses" Workshop by Deborah Kajkowski

**QOV PRESENTATION:**

On behalf of Quilt Guild by the Sea, this morning at the American Legion of Boca Raton, we awarded 6 veterans with Quilts of Valor, 5 of them from the Korean War. Thanks to Sue, Jane, Mitzi & Sheila for wrapping and taking pictures.



**EVENT CALENDAR:**

**MEETINGS & WORKSHOPS**

**December 8, 2020**

Guild Meeting:

- Program: "What was I Thinking" sale
- Fat Quarter: Stripes
- 50/50 Raffle

**December 8, 2020**

- Comfort/Fidget Quilts & Comfort Bears Workshops

**QUILT SHOW CALENDAR:**

**March 6-7, 2020**

- Naples Quilters Guild Quilt Show, Naples, FL

**March 6-7, 2020**

- Festival of Quilts, Venice, FL

**March 13-14, 2020**

- Pensacola Quilters Guild Quilt Show, Pensacola, FL

**March 19-20, 2020**

- Original Sewing & Quilt Expo, Lakeland, FL

**March 20-21, 2020**

- Suncoast Quilting Circle Quilt Show, St. Petersburg, FL

**March 20-21, 2020**

- Florida Keys Quilters Quilt Show, Tavernier, FL

**QOV PRESENTATION:**



**QOV PRESENTATIONS:**

During our recent retreat in Sebring FL, members of Gold Coast Quilters Guild and Quilt Guild by the Sea surprised Dennis G with a Quilt of Valor. Dennis served for over 25 years in the Air Force. He is now the ROTC Coach for the local High School. A few of his family members came to witness this very special event plus there were 52 quilters.



## CARING HEARTS



Caring Hearts is an on-going part of our newsletter. Any information to be included in this portion of the newsletter should be emailed to: [DebShoemaker22@gmail.com](mailto:DebShoemaker22@gmail.com).

## NEW MEMBERS:

- Toby Gluckstern
- Rochelle Jaret

## GUESTS:

- Padma Cariappa
- Rajal Bhutla
- Sandy Miller
- Natalie Abderhalden
- Debbie De Jesse
- Susan Cook
- Jane Holloway

## FAT QUARTER OF THE MONTH WINNER:

- Linda Eddy



## 50/50 RAFFLE WINNER:

- Barbara Factor



## COMFORT QUILTS

- The next Comfort Quilts Cutting and Sewing Workshop is scheduled for **March 10, 2020**. The workshop will start after the General Meeting. Bring lunch; there is a refrigerator to keep perishables.
- Ten (10) quilts were delivered to the North Palm Beach County Police.
- Juvenile Comfort Quilts are needed in Trauma Centers. Crib size is suggested.
- Novelty and juvenile fabrics are needed as well as 2 yard measures of fabric for backings.
- New Comfort Quilt kits are available at the Guild meeting. Please stop by the Comfort Quilt table.

### Comfort quilt size specifications are:

- ◆ a minimum of **38 - 42" wide**, and a minimum of **48 - 54"** in length. If you are using your own backing and batting and are doing your own quilting, feel free to make them wider and/or longer.
- ◆ Quilt tops should be 40" wide so that we can use one width of fabric and do not have to piece the backs.
- ◆ Kits are available at the Guild meeting. There is something for everyone to do!
- QGbtS received a new request for small quilts to cover NICU Isolettes in the Neonatal Unit at Boca Raton Regional Hospital; so far twenty (20) covers were delivered for the NICU. The nurses were so excited and very impressed with the sewing.
- Revised size: The size of the NICU coverlets quilts is 36" X 36" with rounded corners.



COMMUNITY OUTREACH:



**Volunteers are needed for the following positions:**

- Retreat Chair
- Historian

**ATTENTION ALL MEMBERS:**

**MEETING REMINDERS:**

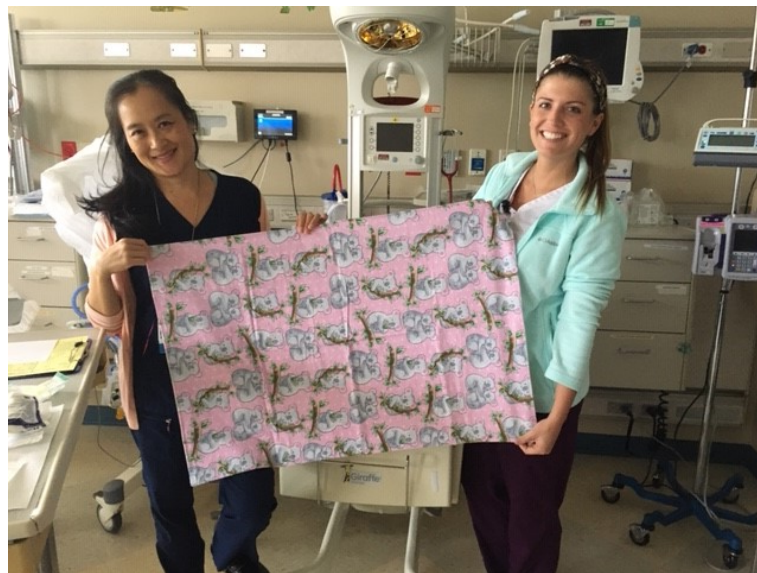


- DON'T FORGET TO SIGN IN AT THE GUILD MEETING!
- PLEASE SILENCE ALL CELL PHONES
- PLEASE DO NOT WEAR PERFUME
- PLEASE DO NOT BRING ANIMALS TO GUILD MEETINGS. SERVICE ANIMALS ARE WELCOME WITH THE PROPER CERTIFICATION.

COMFORT QUILTS (Cont'd)



NICU Nurses with isolette cover



Any questions, contact: Janet Fredricks [954-242-9010](tel:954-242-9010) or email [quiltoney@aol.com](mailto:quiltoney@aol.com) or Wanda Goldfarb [516-592-7575](tel:516-592-7575) or email: [unity777@hotmail.com](mailto:unity777@hotmail.com)

COMMUNITY OUTREACH:

FIDGET QUILTS:

- The next Fidget Quilt Workshop is scheduled for **Tuesday, March 10, 2020**. The workshop will start after the Meeting. Bring lunch; there is a refrigerator to keep perishables.
- The demand for Fidget Quilts is higher than we are able to meet. Think about using a UFO or some unfinished projects and turning them into Fidgets!
- Fidget Quilts are needed for children as well.
- New kits are available.

Any questions, please contact Linda Eddy: [561-376-3996](tel:561-376-3996) or email: [eddylinda1007@yahoo.com](mailto:eddylinda1007@yahoo.com)





COMMUNITY OUTREACH:

LINCOLNWOOD BEE



The Lincolnwood Bee is scheduled for the **1st and 3rd Friday** of the month. Join us!

For additional information contact Sarah Crew: 561-620-2856 or [sfcrew41@gmail.com](mailto:sfcrew41@gmail.com)

FRIEND US!

QGbtS now has its very own **FACEBOOK**.



Send in your pictures, comments, etc. to Ann Ford at: [ann.k.ford@gmail.com](mailto:ann.k.ford@gmail.com)

FAT QUARTERS - 2020

April	Neutrals
May	Dots
June	Patriotic
July	Juvenile
August	Plaids
September	Autumn
October	Black & White
November	Bright Solids
December	Stripes

COMFORT BEARS:

- The next Comfort Bears Workshop is scheduled for **Tuesday, March 10, 2020**. The workshop will start after the General Meeting. Bring lunch; there is a refrigerator to keep perishables.
- Sixty-seven (67) Comfort Bears were delivered to the Florence Fuller Childhood Development Center. They were ecstatic!
- We have a need for more bears! Stormy Schevis has requested more bears ... in addition to new organizations that have shown interest in Comfort Bears. The children are always grateful.
- Comfort Bear kits complete with paper pattern, fabric, and ready-to-sew-on bear faces are available. This is a quick and easy project that will make a child smile. **Please do not fringe corduroy bears — they shred!!**



For additional information, contact Holly Failace: [hfailace@bellsouth.net](mailto:hfailace@bellsouth.net)



QGbtS 2020 DECORATIVE STITCH CHALLENGE

**Size:** No one side shorter than 12" or larger than 24". Therefore, any size you wish between 12"x12" and 24"x24" and in any shape.

**Theme:** Make a small quilt featuring those amazing decorative stitches on your machine. Use as many different stitches as you can, with any assortment of threads (cotton, poly, trilobal, rayon, etc.) in any way you want. The finished piece must "read" as being all about decorative stitching.

**Background:** Can be one piece of solid, hand dyed or print fabric, or it can be pieced or appliqued. The background must be a supporting element for the main theme of decorative stitching.

**Embellishments:** Decorative stitches (the ones that are built into your machine). Couching techniques and use of rick-rack or other narrow trims (1/4"-3/8" wide) are permitted, but should not exceed more than 5% of the total stitching. **Free-motion quilting, machine embroidery and hand embroidery are not allowed.**

**Reference Material:** This challenge is based on the ideas and artistry of quilter Carol Ann Waugh. Her book "Stupendous Stitching. How to Make Fun and Fabulous Fiber Art", is a goldmine of information. She also has a Blueprint (Craftsy) video. She also has a Blueprint (Craftsy) video, AND she can be seen on Google." The video is not free and is not available on YouTube.

**Challenge Due Date:** General Meeting on Tuesday, November 10, 2020

**Prizes:** Two prizes will be awarded: one for Viewer's Choice and one to be awarded by drawing from among all participants.

**Sign-up:** Anyone interested in participating in this challenge should sign up during the General Meeting.

Have fun with this challenge and learn a new technique.

**Co-Chairs:** Marcia Degner, Linda Bouvier, Suzanne McGee



**HARI-KUYO: A MEMORIAL TO BROKEN NEEDLES**  
Courtesy of KHG Arts

**Hari-Kuyō** (Japanese: 針供養) is the Japanese Buddhist and Shinto Festival of Broken Needles, celebrated on February 8 in the Kanto region, but on December 8 in the Kyoto and Kansai regions. It is celebrated by women in Japan as a memorial to all the sewing needles broken in their service during the past year, and as an opportunity to pray for improved skills. It is also called the Needle Mass and Pin Festival. "Hari" means "needle" and the suffix "-kuyo" means "memorial", derived from a Sanskrit word *pūjā* or *pūjanā*, meaning "to bring offerings".

Hari-Kuyō began four hundred years ago as a way for housekeepers and professional needle-workers to acknowledge their work over the past years and respect their tools. In the animist traditions, items as well as humans, animals, plants, and objects are considered to have souls. This festival acknowledged the good given to people by their tools. Practitioners went to Shinto shrines and Buddhist temples to thank their broken needles for their help and service. This is in keeping with the philosophy of "not wasting" or "paying honor to the small things" exemplified in the concept of *mottainai*.

Festival-goers gather at shrines and temples, bringing their broken needles and pins. In a funereal atmosphere, the implements are laid to rest in tofu or konnyaku (soft jelly cakes) in a spirit of tenderness and gratitude.

"A small three-step altar is set up and hung with a sacred rope and strips of cut white paper which indicate a sanctified area. On the top step are offerings of fruit and sweet cakes. On the middle step is a cake of tofu and on the bottom step are various sewing accessories.

On this day, the seamstresses take a holiday and bring their old needles to the temple to stick them in a piece of tofu or konnyaku. Threads of the five Buddhist colors were used with the needles."



## A Lifelong Quilter Died Before Completing Gorgeous U.S. Map Project. Now, Hundreds Of Chicago Crafters Are Finishing Job To Honor Her

Courtesy of Kelly Bauer, Block Club of Chicago

More than 1,000 people have volunteered to help embroiderer Shannon Downey finish the quilt in honor of Rita Smith.

A Rogers Park woman has brought together dozens of volunteers to finish a large, extremely detailed quilt left behind by a woman who died earlier this year.

Shannon Downey, who has been stitching since she was a kid and is known for mixing embroidery with activism, stumbled upon the unfinished quilt in September but has gained more attention for it this week after writing about it on Twitter.

Thousands of people have shared Downey's story of coming across the quilt, learning about the woman who was making it and enlisting volunteers to finish it and honor the memory of its maker.

Downey frequently goes to estate sales to find vintage and antique textiles, and in early September she went to a home in suburban Mount Prospect for a sale. She walked in and quickly came across an embroidered map of the United States framed and hung on the wall.

The map was in "perfect shape" and just \$5, so Downey bought it. That's when the cashier mentioned, "Oh, there's a box of fabric in that bedroom if you're looking for stitching stuff."

Downey went to the room to investigate and found a Tupperware container full of plans and materials for a quilt the homeowner had never been able to complete.

"I have an annoying habit of having to purchase and finish unfinished projects if I think that the person has passed on ... but usually I'm just buying a half-done pillow that needs half an hour's worth of stitching



### A Lifelong Quilter (cont'd)

and then it's done," Downey said. "But this one was massive and it just felt really significant for some reason. And so I bought it."

The quilt was supposed to fit a queen-sized bed and would feature a map of the United States surrounded by hexagons representing the individual states. Each hexagon would have an outline of the state, the state flower and bird and stitched writing noting when the state entered the union.

The quilt was also supposed to feature 50 stars, one for each state, and be bordered in a red, white and blue quote.

Once Downey started going through the plans, she realized the quilt would be an enormous undertaking — one that would take her years to finish alone, especially since she doesn't know how to quilt.

So Downey shared her story of the quilt on Instagram, thinking a few people would be interested and would help her. Maybe she'd get enough people to each do a state and star or two, she hoped.

Instead, more than 1,000 people volunteered to help within 24 hours of the Instagram post going up.

"Which was amazing and wildly overwhelming," Downey said.

Another 30 quilters in Chicago also reached out saying they'd help put together the pieces once the embroidery was done.

With so many people trying to help, Downey built spreadsheets and got contact and mailing information for the volunteers to keep everything organized. She also decided she wouldn't embroider any of the state hexagons so more volunteers would be able to join in.

Downey's sizable audience on social media didn't just stop at volunteering, though. They also started to look for more information about Rita Smith, the woman who had planned to make the quilt before her death.



### A Lifelong Quilter (cont'd)

What they found brought even more meaning to the project: Smith was a Mount Prospect woman who had once been a nurse and recently died at 99 years old.

Downey was able to connect with Smith's son, William Smith, who said he was surprised at the attention — but confirmed his mother had been a "monster crafter." She'd frequently reupholstered furniture and was constantly sewing and stitching.

But William Smith suspects his mother hadn't been able to work on the quilt in 15 or 20 years, as she'd dedicated the last years of her life to caring for her husband.

"It was just really cool to learn a little bit more about her as a person and to be able to share that with the group" of volunteers, Downey said. "We've become very close to her through our studying of her embroidery and the research we've done, so it was neat to get some additional context and know that she was a lovely human who was deeply loved."

Downey shipped out the plans to her volunteers, and in doing so she realized Rita Smith had actually finished hexagons for two of the states. She wept at seeing her fellow embroiderer's work.

Those states will be incorporated into the quilt, and the volunteers are studying Smith's stitching style so they can mimic it in tribute to her.

"She's a really talented stitcher," Downey said. "Everyone feels incredible pressure to up their game."

One characteristic of Smith's work: She "clearly loved" French knots, which are hit-or-miss among other stitchers because they're quite challenging, Downey said. But every volunteer is going to try to incorporate at least one French knot in each hexagon or star, and some people are even filling in their stars entirely with French knots in honor of Smith.

"It's really neat and special to see the different ways people are incorporating that into their pieces," Downey said.

Everyone is supposed to send back their finished stitchwork by Nov. 15. Then, Downey will move on to quilting. She thinks the project will require four or five "sewing bees" where everyone will work together over several hours.

Downey first thought she'd also have to embroider the map of the United States that goes at the center of the quilt — but she's realized she can instead use the framed map she bought at Smith's home. That will be another way she can incorporate Smith's work into the project and honor her, she said.

"... Now Rita's hand will be in the center," Downey said. "Her presence is going to be seen throughout [the quilt], which is really, really neat." Those interested in following Downey's and the volunteers' work can search the hashtag #RitasQuilt on Instagram.



### A Lifelong Quilter (cont'd)

And while normally Downey gives away the work she finishes from estate sales, she has special plans for Smith's quilt.

"We've sort of collectively agreed that we'd love for it to go to a quilting museum for their collection so Rita's work ... and the work of all these people can sort of be a testament to community and [how] social media can actually be used for good and how we can come together around something and work together to create something really special out of it," Downey said.



### "ORPHAN" QUILTS

Do you have an "Orphan" quilt that is hidden away, unappreciated and homeless? Does it need a new home where it will be hung, used and adored?

Beginning in April, any Guild member that wishes to donate a quilt for auction may do so. Just bring it to the General Meeting.

The proceeds from the auction will go to the guild to fund Programs, Teachers, and our Outreach Program supplies.

**Thank you** for your generosity and participation in continuing to grow our Guild and continue to improve!



**Orphan Quilt!  
I need a home!**

SHOW N TELL—FEBRUARY





SHOW N TELL—FEBRUARY



SHOW N TELL—FEBRUARY



SHOW 'N TELL—FEBRUARY




SHOW 'N TELL—FEBRUARY



**HOLIDAYS IN MARCH:**

- March 1: National Pig Day
- March 6: National Frozen Food Day
- March 6: Daylight Savings
- March 10: Int'l Find a Phone Booth Day
- March 12: Plant a Flower Day
- March 13: Ear Muff Day
- March 14: Learn about Butterflies Day
- March 16: Giant Panda Bear Day
- March 17: Submarine Day
- March 17: Saint Patrick's Day
- March 21: National Quilting Day
- March 23: National Puppy Day
- March 28: Weed Appreciation Day
- March 30: Take a Walk in the Park Day





**CLASSIFIED**

**CUSTOM LONGARM QUILTING**

---

**DOTTY LEVINE**  
10351 SUNSET BEND DR.  
BOCA RATON, FL 33428  
H. 561.470.6219  
C. 561.756.1090  
dottylevine82@yahoo.com



**VISIT OUR  
NEW  
LOCATION!**

**StitchCraft**  
quilt • sew • stitch

141 NW 20th St, Suite D2, Boca Raton, FL 33431  
info@stitchcraft.com (561) 447-4147 www.stitchcraft.com

Open Mon - Sat 10 - 5



**Linda Adamcik**  
**Quilting Queen Inc.**  
**Long Arm Quilting Services**  
561-310-1363  
QuiltingQueen@att.net



**CLASSIFIED**



**Quilt a Bit**

Quality Cotton, Beautiful Batiks, and Wool  
Fat Quarters, Kits, Patterns, Books, and Notions  
Longarm Quilting Service Available  
Classes in our New Larger Classroom

Monday - Friday 9 - 5 pm      Saturday 9 - 4 pm

2914 Jog Road, Greenacres, FL. 33467 (561) 304-7211

Northeast corner of 10th Avenue and Jog Road in Barclay Square Plaza

www.quiltabit.com      quiltabit@facebook.com