



QUILT GUILD BY THE SEA NEWSLETTER

November 2017

VOLUME 7, ISSUE 11

November 14, 2017

Guild Meeting

- Program: Embroidery Trunk Show by Jennifer Lee, Red Thread Studio
- QGbtS Elections
- Fat Quarter: 1930's-1940's
- 50/50 Raffle

PRESIDENT'S LETTER

Dear Quilting Friends,

So happy that so many of you could join us at our October meeting! Our challenge was a great success. Thanks to all who participated and kudos to Sarah Crew who came up with such a unique theme! In addition, it was interesting to see so many of Charlotte Noll's creations!

Our next meeting on November 14th will feature Jen Lee from Red Threads, who will show us some of her beautiful embroidered creations. She will also offer an embroidery workshop on Wednesday, November 15th; so, be sure to sign up and join in the fun! Remember, in December we will not only have our "What Was I Thinking Sale" (hope you are collecting items that have been gathering dust!!), and we will also have *Parade of Holiday Quilts*. I am sure you have a quilt you would like to share as we get ready for the holiday season!

Thanks to the 50+ members who filled out our QGbtS Survey this past summer! Using those results, we have lined up programs and workshops for 2018 that will hopefully interest and inspire all of us!! Be sure to check the Newsletter every month, so you don't miss a thing!!

See you very soon!

Suzanne



VOLUNTEERS NEEDED

QGbtS is in need of volunteers for the following positions:

- Comfort Quilt Chairperson
- Longarm Quilters
- Webmaster

Guild Address:

Quilt Guild by the Sea
PO Box 64
Boca Raton, FL 33429



CURRENT OFFICERS:

President:

Suzanne McGee
(201-207-7300)
sfmcgee@myacc.net

Vice President/Photographer

Linda Freyer
(954-649-0031)
mooncreat@aol.com

Treasurer:

Lee Hasse
(561-392-6866)
lmhasse@hotmail.com

Secretary:

Lisa Coles
(240-626-8906)
Mels.coles@gmail.com

Membership Director:

Ellen Heckler (561-245-8280)
Ellen.Heckler@gmail.com

Program Director:

Thyra Schubert
(561-371-5992)
Teawithfelix@gmail.com

Pat Lynes

(909-331-7549)
pjcreation@aol.com

Publication Director:

Deb Shoemaker
(954-629-1720)
DebShoemaker22@gmail.com

Historian:

Ann Ford
Ann.k.ford@gmail.com

What Was I Thinking Sale!!

December 12th

How to Support your QGbtS!!!

1. Check closets, drawers, and hidden boxes for "treasures" that you know you will never use... For example: ½ yard or more of fabric; bundles of similar fat quarters; special rulers; an iron you used once; unused project bags sewing or embroidery books; or a sewing tool or notion you thought you needed but really didn't!
2. Using blue painters tape or masking tape, and using a dark marker, clearly write a price. (**even dollars only!**) Be realistic... Please price items to sell!
3. Be sure to bundle, tag, and bag smaller items (use clear plastic bags).
4. Bring to the December 12th meeting and deposit on "Sale" tables.
5. Shop and take home something you always wanted! Be sure to bring a shopping bag to take home your new treasures!!

Remember! All proceeds will go to fund QGbtS Programs and Projects!!



EVENT CALENDAR:

November 15, 2017

- Embroidery Workshop by Jennifer Lee, Red Thread Studio

November 21, 2017

- QOV Workshop

November 28, 2017

- Board of Directors meeting

November 29, 2017

- Comfort & Fidget Quilt Workshop

December 12, 2017

Guild Meeting

- Introduction of New Officers
- Parade of Holiday Quilts
- Presentation of New Programs
- "What was I thinking" Sale
- Fat Quarter: Party (New Years, Birthdays, etc.)
- "Golden Glitter" Raffle Drawing
- 50/50 Raffle
- Name Tag Drawing

December 19, 2017

- QOV Workshop

UPCOMING WORKSHOPS:

Embroidery Workshop by Jennifer Lee, Red Thread Studio

Date: November 15, 2017

Location: Grace Community Church, Music Room

Time: 10 AM—4 PM

Member Fee: \$40.00

Non-Member Fee: \$50.00

(Bird House Kit—Additional \$12.00)



Precision Piecing Practice by Barbara Hahl

Date: January 8, 2018

Location: Grace Community Church, Music Room

Time: 10 AM—4 PM

Member Fee: \$40.00

Non-Member Fee: \$50.00

Sweatshirt Designs by Pat Lynes

Date: February 13, 2018

Location: Grace Community Church, Music Room

Time: 10 AM—4 PM

Member Fee: \$30.00

Non-Member Fee: \$40.00

Workshop Policies: Payments for workshops **must** be received at the time of sign-up. Workshop fees are refundable up to 5 days prior to scheduled date.

EVENT CALENDAR:

December 27, 2017

- Comfort & Fidget Quilt Workshop

January 2, 2018

- Board of Directors meeting

January 9, 2018

Guild Meeting

- Program: Precision Piecing by Barbara Hahl
- Fat Quarter: Party (New Year's, Birthday, etc.)
- 50/50 Raffle

January 18–20, 2018

- Mancuso World Quilt Show, Orlando, Fl.

January 19-20, 2018

- Quilt Marketplace, Rohan Recreation Center, The Villages, Fl.

January 30, 2018

- Board of Directors Meeting

February 1–3, 2018

- Quilting in Paradise Show, Port St Lucie Civic Center

February 2–3, 2018

- Sun Coast Quilt Expo, Palmetto, Fl.

UPCOMING WORKSHOPS:

Crayon/Embroidery Crabapple Hill by Julie Miller

Date: March 14, 2018

Location: Grace Community Church, Music Room

Time: 10 AM—4 PM

Member Fee: \$40.00

Non Member Fee: \$50.00

Scrappy Quilt Workshop by Tinya Riucci

Date: April 11, 2018

Location: Grace Community Church, Music Room

Time: 10 AM—4 PM

Member Fee: \$40.00

Non Member Fee: \$50.00

Modern Quilt Workshop by Debbie Krajkowski

Date: May 9, 2018

Location: Grace Community Church, Music Room

Time: 10 AM—4 PM

Member Fee: \$40.00

Non Member Fee: \$50.00

Workshop Policies: Payments for workshops **must** be received at the time of sign-up. Workshop fees are refundable up to 5 days prior to scheduled date.

EVENT CALENDAR:

February 13, 2018

Quilting Treasures Fabric Sale,
Stitchcraft, 1 PM—3 PM

February 14, 2018

- Sweatshirt Design Workshop
by Pat Lynes

February 13, 2018

Guild Meeting

- Program: How Fabric is Made
by Quilting Treasures
- 50/50 Raffle

February 16—18, 2018

- Gathering of Quilts, Charlotte Harbor Event & Conference Center, Punta Gorda, FL

February 23—24, 2018

- Stitches in Time Quilt Show,
New Hope Ministries, Naples FL.

February 23-25, 2018

- West Pasco Quilters' Guild
Quilt Show, New Port Richey
Recreation & Aquatic Center,
New Port Richey, FL.

February 23—24, 2018

- Seaside Piecemakers Quilt
Show, Wickham Park Community
Center, Melbourne, FL.

QGbtS ANNUAL MEETING

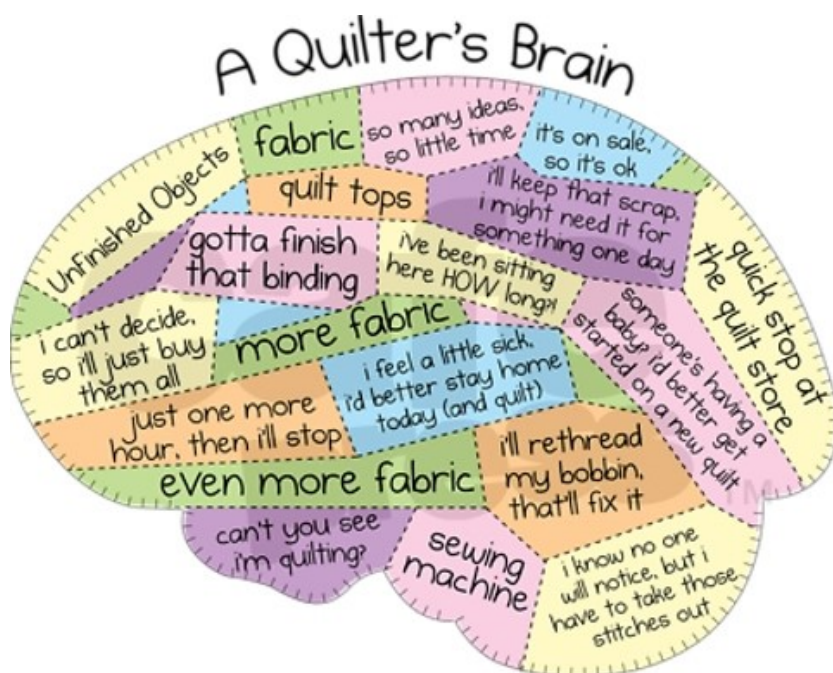
November 14th will be the 2017 QGbtS Annual meeting.

Please plan on attending.

During this meeting, we will vote on a new slate of officers, nominees to be introduced, and changes in the By-Laws and Policies and Procedures.

Proposed changes to the current By-Laws and Policies and Procedures can be found on the website:

www.quiltguildbythesea.com



EVENT CALENDAR:

February 23–24, 2018

- "FAN"tastic Quilt Show, Lake Receptions, Mt Dora Fl.

February 27, 2018

- Board of Directors Meeting

February 28–March 3, 2018

- AQS Quilt Week, Ocean Center, Daytona Beach, Fl.

March 9– 10, 2018

- "Razzle Dazzle" Quilt Show, New Smyrna Beach, Fl.

March 10–11, 2018

- Quilting By the Gulf Quilt Show, Venice, Fl.

March 13, 2018

Guild Meeting

- Program: Social Media—"Where to Click" by Johanna Felberman
- 50/50 Raffle

March 14, 2018

- Crayon/Embroidery Workshop by Julie Miller, Crabapple Hill

March 14-March15, 2018

- Spring Camp "What's Cooking?"

"THE FRANK MCGEE MEMORIAL QOV WORKSHOP"

QUILTS OF VALOR

Upcoming QOV Workshops:
November 21, 2017 from 9:30 AM—3:00 PM Grace Community church in the Music Room



∴ quilt of valor ∴

Thanks to the generous participation of our members, we are producing a remarkable amount of quilts for our veterans. We would like to thank everyone who is doing her share, whether you are sewing at home or at the workshop, whether you are sewing stars, sewing strips, assembling tops, making pillow cases, binding, longarm quilting, etc..... Every little bit helps.

Bring your sewing machine with basic accessories, thread, and lunch. Precut kits/fabrics will be provided.

For those unable to attend the workshops, prepared kits are available to pick up at the workshops and guild meetings.

A huge **THANK YOU** for your participation.

For additional information, contact Diane Provost [561-409-3114](tel:561-409-3114), paguinprovost@gmail.com

MEET YOUR QOV TEAM:

Suzanne McGee - Star Producer

Suzanne cuts and prepares all the star kits that members pick up from the guild meetings to sew at home.

Mitzi Halliday - Top Manager

Mitzi brings the completed tops home to cut all the hanging threads and to press them nicely; she gets the tops ready for longarm quilting.

Alice Van Lennep - Backing Director

Alice cuts and sews the backings for the tops, she requests longarmers from the QOV Foundation and mails the tops/backings to the longarmers to be quilted. Alice is also a longarmer who quilts our QOVs.

Kathy Louderback, Linda Bouvier, Kristi Kristol & Grace O'Donnell - Awards Supervisors:

These Ladies organize all of the quilt Awards presentations, they contact the nominees, the venues to make it possible to honor our Veterans.

A sincere THANK YOU to our QOV team and to all of our guild members that participate in our QOV program by making stars, binding, making pillow cases, coming to our workshops etc....

Looking forward to make many more Quilts of Valor and to honor many more of our Veterans,
 Diane
 Your Team Leader

EVENT CALENDAR

March 15–17, 2018

- Lakeland Original Sewing and Quilt Expo, RP Funding Center, Lakeland Fl.

April 10, 2018

Guild Meeting

- Program: How to Design a Scrappy Quilt by Tinya Riucci
- 50/50 Raffle

May 8, 2018

Guild Meeting

- Program: What is a Modern Quilt by Debbie Krajkowski
- 50/50 Raffle

May 9, 2018

- Modern Quilt Workshop by Debbie Krajkowski

QOV PRESENTATION:

On October 4th a quilt was awarded to Alvin Shanus, an Army veteran from Korea Army, at the Delray Beach Hospital.



QOV PRESENTATION:

On October 4th a quilt was awarded to Mel Rabatsky WWII, Naval veteran, at the Delray Beach Hospital.



QOV PRESENTATIONS:

Two additional veterans, volunteers from Delray Hospital, were awarded their quilts. The picture below shows awardees with the quilts they received.



QOV PRESENTATION:

Another Quilt of Valor was awarded at Omni Middle School to Mr. May, who was very moved as he did not expect to receive one.



QOV PRESENTATION:

On October 17, Keith G. was awarded his Quilt of Valor at our monthly QOV Workshop. Keith served with the Marines in Afghanistan and Somalia.



QOV RECIPIENT THANK YOU

This picture was sent to us by a recipient's daughter to thank us for the quilt. The quilt is now hanging in her dad's room.



QOV PRESENTATIONS:

On October 26, 2017, two Quilts of Valor were awarded during the Samaritan Program of the Boca Raton Omni Middle School to Coach (Mark) Schroeder, Navy, and Lovell Northern, Army.

After the ceremony, the students presented Linda, Kristi, and Diane with a Certificate of Appreciation.



COMFORT BEAR KITS

Comfort Bear kits complete with paper pattern, fabric, and ready-to-sew-on bear faces are ready to pick up at our next meeting. This is a quick and easy project that will make a child smile.

Bears are being given to Ryan's Face for Smiles. If you have additional suggestions of places to donate bears, please contact Johanna at Stitchcraftboca@gmail.com.



FIDGET QUILTS

- The next Fidget workshop is scheduled for **November 29, 2017**.
- Bags with supplies are available for anyone who would like to participate in making a Fidget quilt.

Any questions, please contact Linda Eddy: [561-376-3996](tel:561-376-3996) or email: eddylinda1007@yahoo.com



ANNOUNCING: HEART PILLOWS FOR BREAST CANCER

The Lincolnwood Bee has started making the heart pillows, pictured, for breast cancer patients and survivors. The pillow fits under the arm pit and eases the pain of lymph node surgery.

Anyone interested in joining us, our next meeting will be on **Friday, November 17th**. Please join us.



IT'S A BEE!!!

Lincolnwood Bee:

Meets 1st and 3rd Friday of the month at 10:00 AM-3:00 PM at Lincolnwood Clubhouse.

Any questions, please call Sarah at 561-620-2856.



QGbtS LIBRARY



We have wonderful books!

Take the opportunity to look through or borrow a book, a DVD, or a magazine that interests you.

All books must be checked out and returned at the next Guild Meeting. Late fees will be charged when applicable.

New books and magazines are always accepted.

Guild Librarians:

Joan Cohn & Dellie Krebs

Library Hours: 9:30—10:00 AM during every Guild meeting.

FRIEND US!

QGbtS now has its very own **FACEBOOK**.

Send in your pictures, comments, etc. to Joanne Miller at:

Barniesmom123@gmail.com



FAT QUARTER OF THE MONTH: DOLLY JEAN, 1930'S CHARM PACK BY DARLENE ZIMMERMAN

This delightful 1930's charm pack consists of 42 - 5" x 5" squares featuring a selection of fabrics from the 'Dolly Jean' collection. It is perfect for a scrappy quilt offering a charming variety of playful animals and perky patterns in vintage palette. 'Dolly Jean' collection charm pack by Darlene Zimmerman for Robert Kaufman Fabrics.




BOOK REVIEW: JO'S LITTLE FAVORITES—TIMELESS QUILTS FROM SCRAPS AND FAT QUARTERS

By Jo Morton

Jo Morton is a well known quilter who is involved with quilt design, fabric, teaching, and writing. This book is dedicated to small quilts because of her personal love for them.

The quilts in this book are mostly 36 inch square based on traditional designs. The author uses rich, dark colors for which she is famous, and part of her intention is to use scraps and small pieces.

The author's choice of designs is traditional, and I could see these quilts scrappy, modern or anything in between. Morton gives us a window into where modern quilts are going or how old reproduction quilts have expanded by using brights, solids, textures, and space.



Submitted by Joan Cohn

ANNUAL

**MEMBER-
SHIP DUES**



QGbtS annual membership dues for 2018 are **\$45.00.**

**'MEMBERSHIP HAS ITS
PRIVILEGES'**

Paid members of the QGbtS are eligible to:

- participate in Guild programs
- participate in workshops
- receive monthly newsletter
- place ads in the classifieds.
- **Guests are welcome to attend all of our meetings with a donation of \$5.00.**
- Dues are non-refundable.

For further information contact:

Ellen Heckler [561-245-8280](tel:561-245-8280) or quiltguildbythesea2011@gmail.com

MEMBERSHIP DIRECTORY

Please submit changes, additions or deletions for the membership directory.

Send changes to Ellen Heckler via email: Ellen.Heckler@gmail.com

ATTENTION...

ALL MEMBERS

**DON'T FORGET TO
SIGN IN AT THE
GUILD MEETING!**

2017 QGbtS CHALLENGE "WHO AM I?"

Challenge Viewer's Choice Winner: Diane Provost

Participation Winners: Melinda Schwartz and Linda Eddy



NEW MEMBERS:

Maureen Drudi
Joanne Hamburger
Tee Kerin
Lani Miller
Carol Stille
Betty Surman

GUESTS:

Libby Asks
Holly Faillace
Donna Montaginino

FAT QUARTER OF THE MONTH DRAWING WINNER:

Linda Bouvier

50/50 RAFFLE WINNER:

Kathy Loud-erback





IS SOMEONE WEARING A FLIP FLOP PIN?

If someone at the Guild meeting is wearing a quilted flip flop pin, introduce yourself and give them a warm welcome. New members will wear these cute pins to identify themselves to other members.



2017 QGbtS CHALLENGE "WHO AM I?"





THANK YOU

A big thank you to Charlotte Noll for an inspiring trunk show and workshop.



“GOLDEN GLITTER” HOLIDAY QUILT

The “**Golden Glitter**” quilt is our holiday fund raising quilt.

Ticket sales will be on sale at our Guild meeting and will be raffled at the December meeting.

1 ticket for \$1.00


6 tickets for \$5.00





HOW TO MAKE HALF SQUARE TRIANGLES Courtesy of Quilting Board


Today, I would like to go over a way of making squares that consist of two triangles of different fabric -- also called half-square triangles. Such square is one of the basic building blocks used in quilting.



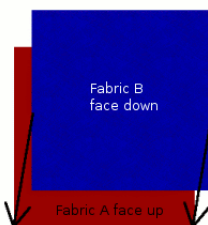
The most obvious way of making a square is to independently cut two triangles out of different pieces of fabric and sew those triangles together to form a square. Of course, apart from being the most obvious, this is the most time-consuming and problematic way of preparing quilt squares.

If you take two triangles of fabric and simply sew them together, chances are you won't get a perfect square. And you need more than one square for a quilt. So on top of the fact that your squares might be uneven, they might be uneven each in a slightly different way. So when it's time to put them together, you end up stretching here and hiding there just to make pieces come together.

There are a few better ways of making triangles, but for today, I'll just describe one -- the one I believe is the easiest.




Turn the second piece upside down and place it directly on top of the first piece (the one on bottom should be face up). Make sure you align them properly; you can use pins to secure the pieces together.



Mark three lines on the back of the second piece. First one will be the line where you cut your fabric -- a diagonal from corner to corner (black line). Then, mark two lines where you'll sew the fabric (yellow lines) -- make them 1/4" away from the center line.



Once aligned, sew through the fabric (both pieces) in place of where you would have sewing markers (the yellow lines). After that, cut the pieces in place of the diagonal (the black line).



Cut the leftovers so they don't stick out. (I'm only showing one folded triangle out of two you would have at this moment.)




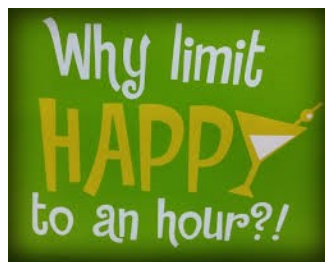
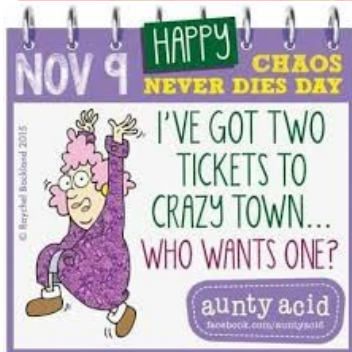
Unfold the triangles into squares. The leftover 1/4" is on the back side as it's supposed to be. And you have two squares.



There is one thing to note. Since you are sewing around 1/4" off the diagonal, your resulting squares will be smaller than the original ones. There is a geometrical function, according to which, the resulting square will have it's sides' length shorter by "the square root of eight times the size of the marker offset squared." For 1/4", the side will be smaller by 0.71" or a little under 6/8". So make sure to make your original squares that much larger than the desired size of the resulting triangle squares. Sorry if that sounds a bit confusing. Simply stated: if you space 1/4" away from the diagonal, you need to subtract 6/8" from the length of a side of the original square to get the length of a side of the resulting one.

HOLIDAYS—NOVEMBER

- 2 Men Make Dinner Day
- 4 Common Sense Day
- 6 Saxophone Day
- 7 US Election Day
- 8 Tongue Twister Day
- 9 Chaos Never Dies Day
- 10 Sesame Street Day
- 11 Veterans Day
- 11 Origami Day
- 12 Happy Hour Day
- 16 Fast Food Day
- 18 Mickey Mouse Day
- 17 Homemade Bread Day
- 22 Go for a Ride Day
- 23 Thanksgiving Day
- 23 National Espresso Day
- 24 Black Friday
- 26 Cake Day
- 27 Pins and Needles Day
- 28 French Toast Day



Breaking News



common sense is now an endangered species. stupidity has taken over the world and unfortunately there is no known cure.



"He's got a point. Nobody eats a flamingo on Thanksgiving."



CLASSIFIED

Just Imagine Quilts

Custom
Longarm Quilting



H. 561.470.6219
C. 561.756.1090
dottylevine82@yahoo.com

Dotty Levine

10351 Sunset Bend Drive
Boca Raton, FL 33428



LINDA ADAMCIK
561-790-1009 H
561-310-1363 C
QUILTINGQUEEN@ATT.NET



LONGARM QUILTING



To schedule your quilt for machine quilting
please contact Linda



StitchCraft
creative quilting & sewing

399 S. Federal Hwy. tel: (561) 447-4147
Boca Raton, FL 33432 info@stitchcraftboca.com
www.stitchcraftboca.com

Ronnie Luber

23371 Blue Water Circle, C120

Boca Raton, Fl. 33433

Custom Quilts

Antique Quilts Repaired, Restored

561-495-9859 561-212-9762

Sew Much Fun

Brother Sewing & Embroidery Machine Dealer
Individual & Group Sewing
Classes for adults & kids
Fashion Fabrics & Notions
Expert Alterations
Embroidery Services
Machine Repair & Scissor Sharpening
Boca Valley Publix Plaza
7491 N. Federal Hwy, Boca Raton, FL 33487
561-999-9992 www.sewmuchfunandmore.com

B & J Quilting, LLC

Jo and Billy Wiley



3065 Eagle Drive
Delray Beach, Fl. 33444
561-272-0458

bjquilting@att.net
on Facebook B-J-Quilting-LLC