



QUILT GUILD BY THE SEA NEWSLETTER

November 2019

VOLUME 9, ISSUE 10

November 12, 2019

Guild Meeting

- Election of Officers
- Program: Rayna Gilman Trunk Show
- Fat Quarter: Outdoor/Scenic
- 50/50 Raffle

Guild Address:

Quilt Guild by the Sea
PO Box 64
Boca Raton, FL 33429

Meeting Place

Boca Raton Community Center (BRCC)
150 Crawford Blvd.
Boca Raton, FL 33432

PRESIDENT'S LETTER

No birds...
No bees...
No leaves on trees....
NOVEMBER!

The first 20 years Mike and I were married, we lived in suburban Houston, Texas. He was an IBMer assigned to work on Space Shuttle programming at NASA. I worked as an Employee Communications/Benefits Coordinator at Foley's Department Store. It started out as a one-month temporary assignment. At the end of the month, the woman I was filling in for called me from Washington, DC, where she'd taken a job as an editor for the National Wildlife Federation. She asked if I liked what I was doing and if I'd be interested in staying on. By that time, I had made a lot of friends and had enjoyed the generous employee discounts we received, so I told her yes. She said, "Great... now I'm going to call my manager and resign. I'll tell her you're interested!" And thus began my 32 year career in retailing.

All that background to explain my opening poem! Every morning when I walked into the store, I passed the Accessories Department, which was

headed by Eva Groberg, a sweet lady from Minnesota, who greeted me with a cheery "Good Morning!" except for the morning of November 1st every year when she greeted everyone with the above poem. Now some 45 years later, that ditty plays back in my head every November 1st.

Here in Florida, I'd have to disagree with Eva. As I've been recuperating this past week in my recliner, I've been entertained by a family of beautiful blue jays, an occasional crow or dove taking their morning washups in my bird bath and thanks to my neighbor's plantings, there are hundreds of bees and butterflies, and so far, all the trees in my yard have kept their leaves.

As I write this note, I'm enjoying my first night without the cumbersome immobilizer I've had to wear since my preliminary knee revision surgery. I can shower as long as I wrap my PICC line in Press n Seal wrap! Woo Hoo! Progress! Now, all I have to do is wait to see if the twice daily infusions of antibiotics will do the trick...keep those positive thoughts and prayers coming! We'll know more around Thanksgiving (and wouldn't that be a wonderful blessing!)

Thanks to all of you who continue to call, visit, and send cards; thank you too for the beautiful flowers that arrived last week....complete with my favorite, hydrangeas!

(Cont'd)



ANNUAL MEMBERSHIP



DUES

QGbtS annual membership dues for 2020 are **\$45.00**.

Special Offer:

Non-members, join now and enjoy the benefits of membership through December 2019.

'MEMBERSHIP HAS IT PRIVILEGES'

Paid members of the QGbtS are eligible to:

- participate in Guild programs
- participate in workshops
- receive monthly newsletter
- place ads in the classifieds.
- **Guests are welcome to attend all of our meetings with a donation of \$5.00.**
- Dues are non-refundable.

For further information contact:

Ellen Heckler [561-245-8280](tel:561-245-8280) or quiltguildbythesea2011

UPCOMING WORKSHOP HIGHLIGHTS:

NOW OPEN TO OTHER GUILD MEMBERS

No Strings Attached by International Quilt Artist, Rayna Gilman

November 13, 2019

Location: Boca Raton Community Center

Time: 10:00 AM—4:00 PM

Fee: \$50.00



"Deco Hall" Curved Piecing (56"x76") by Barbara Hahl

January 15, 2020

Location: Boca Raton Community Center

Time: 10:00 AM—4:00 PM

Fee: \$25.00



February 12, 2020

Quilt in a Day by Reed Johnson

Reed Johnson is a lawyer turned quilter. During our program he will give us his journey called "reinventing yourself". Reed's workshop will be a "Quilt in a Day" program featuring a pattern from Quilt in a Day.

Location: Boca Raton Community Center

Time: 10:00 AM—4:00 PM

Fee: \$40.00 (Pattern and Ruler are required; details to follows)



Workshop Policies: Payments for workshops must be received at the time of sign-up. CHECKS ONLY, please. Workshop fees are refundable up to 7 days prior to scheduled date. If you are unable to attend a workshop at the last minute, please be courteous and notify our Workshop Chair, Linda Roraff (roraff@gmail.com) so someone else may attend.

EVENT CALENDAR:

MEETINGS & WORKSHOPS:

November 12, 2019

Guild Meeting

- Election of Officers
- Program: Rayna Gilman Trunk Show
- Fat Quarter: Outdoor/Scenic
- 50/50 Raffle

November 12, 2019

- Comfort/Fidget Quilts & Comfort Bears Workshops

November 13, 2019

- "No Strings Attached" Workshop by International Quilt Artist, Rayna Gilman

November 26, 2019

- Board of Directors Meeting

December 3, 2019

- QOV Workshop

December 10, 2019

Guild Meeting

- Program: "What Was I Thinking Sale?" Sale
- Paint Chip Challenge Due
- Fat Quarter: Shades of Red
- 50/50 Raffle

UPCOMING WORKSHOP HIGHLIGHTS:

March 11, 2020

Silk/Thread Painting By Andrea Brokenshire

Location: Boca Raton Community Center

Time: 10:00 AM—4:00 PM

Fee: TBD



April 15, 2020

Crazy Quilts By Betty Pillsbury

Location: Boca Raton Community Center

Time: 10:00 AM—4:00 PM

Fee: TBD




May 13, 2020

Mini Journal by Andrea Huffman

Location: Boca Raton Community Center

Time: 10:00 AM—4:00 PM

Fee: TBD



Workshop Policies: Payments for workshops must be received at the time of sign-up. CHECKS ONLY, please. Workshop fees are refundable up to 7 days prior to scheduled date. If you are unable to attend a workshop at the last minute, please be courteous and notify our Workshop Chair, Linda Roraff

EVENT CALENDAR:

MEETINGS & WORKSHOPS

December 10, 2019

- Comfort/Fidget Quilts & Comfort Bears Workshops

December 17, 2019

- Board of Directors Meeting

January 14, 2020

Guild Meeting

- Program: Cricut presentation by Kestrel Michaud
- 50/50 Raffle

January 14, 2020

- Comfort/Fidget Quilts & Comfort Bears Workshops

February 11, 2020

Guild Meeting:

- Program: Quilting Journey/Quilt in a Day by Reed Johnson
- 50/50 Raffle

February 11, 2020

- Comfort/Fidget Quilts & Comfort Bears Workshops

February 18, 2020

- QOV Workshop

SPRING CAMP 2020

Pique-Nique in the Park

Join Quilt Guild by the Sea's **7th Annual Spring Camp**. Everyone makes memories with their friends and receives a surprise or two!



Place, Dates and Times:

- Junior League of Boca Raton: 261 NW 13th Street, Boca Raton, FL 33432
- Wednesday, March 18 from 9:30am to 9:00pm
- Thursday, March 19 from 9:00am to 9:00pm
- Friday, March 20 from 9:00am to 4:00pm

What to Bring:

- Your sewing machine with basic accessories and your sewing projects.
- All sewing machines, tools, and fabrics can be left in the room on Wednesday and Thursday nights.
- Your lunch, drinks for all days, and your dinner for Thursday night.

Cost:

\$55.00 per person.

- The cost includes your dinner on Wednesday night. Please check with us later for the menu. Note: If the menu does not meet special diet requirements, you must bring your own dinner.
- There is a fridge and a microwave for your convenience.

Payment Instructions:

Mail payment « ON or AFTER » January 1st, NO EARLIER

- Send to: Quilt Guild by the Sea
c/o Diane Paquin Provost
22600 Esplanada Circle W, Boca Raton, FL 33433
- We will honor RSVP's in the order received AFTER the 1st of January 2020
- **No refund** after February 11, 2020
- Checks from members on the waiting list will be deposited only when space becomes available and after they confirm their attendance.

Please indicate the following when sending your payment:

- I own a portable sewing table and will bring it or have one you can share.
- I plan on coming without a sewing machine for hand sewing only.
- This may open spaces for more members to attend.

Your Spring Camp Committee

EVENT CALENDAR:

MEETINGS & WORKSHOPS

March 10, 2020

Guild Meeting:

- Program: Silk/Thread Painting by Andrea Brokenshire
- 50/50 Raffle

March 10, 2020

- Comfort/Fidget Quilts & Comfort Bears Workshops

March 11, 2020

- Silk/Thread Painting By Andrea Brokenshire

April 7, 2020

- QOV Workshop

April 14, 2020

Guild Meeting:

- Program: Crazy Quilts by Betty Pillsbury
- 50/50 Raffle

April 14, 2020

- Comfort/Fidget Quilts & Comfort Bears Workshops

April 15, 2020

- Crazy Quilts By Betty Pillsbury

May 13, 2020

- Mini Journal by Andrea Huffman

**"THE FRANK MCGEE MEMORIAL
QOV WORKSHOP"**

**The next workshop will be held on
Wednesday, December 3, 2019**
9:30 AM—3:00 PM
Boca Community Center

Thanks to the generous participation of our members: we are producing a remarkable amount of quilts for our veterans. We would like to thank everyone who is doing her share, whether you sew at home or at the workshop, whether you sew stars, sew strips, assemble tops, make pillow cases, bind, or longarm quilting, etc..... Every little bit helps.

Bring your sewing machine with basic accessories, thread, and lunch.

For those unable to attend the workshop, prepared kits are available to pick up at the workshops and guild meetings.

A huge **THANK YOU** for your participation.



∴ quilt of valor ∴



FOR YOUR INFORMATION:

- **QOV Workshops** will be planned five (5) times per year going forward. The future dates will be: December 3, 2019, and February 18, April 7, and June 2, 2020.
- **QOV Foundation Membership:** Dues of \$5.00 are due to Diane Provost prior to December 20, 2019. Please give them to Diane during the October, November, or December meeting or send them to: Diane Provost, 22600 W. Esplanada Circle Boca Raton, FL 33433.

EVENT CALENDAR:

MEETINGS & WORKSHOPS

June 2, 2020

- QOV Workshop

QUILT SHOW CALENDAR:

November 2 – December 19, 2019

- South Florida Modern Quilt Guild Mini Quilt Exhibition, Coconut Creek, FL

February 1, 2020

- Airing of the Quilts, Venice, FL
- February Farm Festival & Quilt Show, Dade City, FL

February 6-8, 2020

- Quilting in Paradise Quilt & Fiber Arts Show, Port St. Lucie

February 7-8, 2020

- What's Old is New Again Quilt Show, Fort Myers, FL
- Timeless Treasures Quilt Show, Melbourne, FL

February 14-15, 2020

- Suncoast Quilt Expo, Bradenton, FL
- Saint Andrews Bay Quilters Guild Quilt Show, Panama City, FL

QOV ON AMAZONSMILE

What is AmazonSmile?

AmazonSmile is a simple and automatic way for you to support your favorite charitable organization every time you shop, at no cost to you. When you shop at smile.amazon.com, you'll find the exact same low prices, vast selection and convenient shopping experience as [Amazon.com](https://www.amazon.com), with the added bonus that Amazon will donate a portion of the purchase price to your favorite charitable organization. You can choose from over one million organizations to support.

How do I shop at AmazonSmile?

To shop at AmazonSmile simply go to smile.amazon.com from the web browser on your computer or mobile device. You may also want to add a bookmark to smile.amazon.com to make it even easier to return and start your shopping at AmazonSmile.

QOV PRESENTATION:

On October 8, 2019, Quilt Guild by the Sea awarded Quilts of Valor to seven veterans during a special Guild meeting. During the meeting two past recipients spoke about their feelings after they were awarded their quilts. We also heard a bit of history about women in the military. As each veteran was awarded a Quilt of Valor, they were wrapped by Guild member, thanked for their service, and welcomed home.



EVENT CALENDAR:

QUILT SHOW CALENDAR:

February 21-22, 2020

- Gathering of the Quilts, Punta Gorda, FL
- Ocala Quilt Show, Ocala, FL
- A1 Quilter's Extravaganza, Amelia Island
- Quilt by the Sea Quilt Show, Fernandina Beach, FL

February 26-29, 2020

- AQS, Daytona Beach, FL

March 6-7, 2020

- Naples Quilters Guild Quilt Show, Naples, FL

March 6-7, 2020

- Festival of Quilts, Venice, FL

March 13-14, 2020

- Pensacola Quilters Guild Quilt Show, Pensacola, FL

March 19-20, 2020

- Original Sewing & Quilt Expo, Lakeland, FL

March 20-21, 2020

- Suncoast Quilting Circle Quilt Show, St. Petersburg, FL
- Florida Keys Quilters Quilt Show, Tavernier, FL

March 20-22, 2020

- 14th Biennial Broward Quilt Expo, Fort Lauderdale, FL

QOV PRESENTATION:



QOV PRESENTATION:



QOV PRESENTATIONS:

World War II veterans from the Edgewater Residence in Boca Raton were awarded QOV quilts. The first, was given to Mr. Luber, husband of longtime Quilt Guild by the Sea member, Ronnie Luber. The second and third recipients were, brother and sister, Mrs. Leinwoll and Mr. Harris.



QOV PRESENTATIONS:

This QOV was delivered in person by Mary Long to Matt Stevens and his Service dog, Sarge; Mary delivered these quilts from Florida to South Carolina! Matt Stevens served in the US Air Force.



QOV PRESENTATIONS:

World War II Veterans, Kenneth Christiansen and Stan Zimering were presented with Quilts of Valor on October 18, 2019.



CARING HEARTS

Caring Hearts is an on-going part of our newsletter.



Any information to be included in this portion of the newsletter should be emailed to:
DebShoemaker22@gmail.com.

GUESTS:

16 Guests attended

FAT QUARTER OF THE MONTH WINNER:

Selale Zozanli



50/50 RAFFLE WINNER:

Mitzi Halliday



COMFORT QUILTS



- The next Comfort Quilts Cutting and Sewing Workshop is scheduled for **NOVEMBER 12, 2019**. The workshop will start after the General Meeting. Bring lunch; there is a refrigerator to keep perishables.
- To date, we have delivered 176 Comfort Quilts to recipients at the Infusion Center and Trauma Center. We should reach 200 by the end of the year!
- More quilts were delivered to the Lynn Cancer Center.
- Juvenile Comfort Quilts are needed in Trauma Centers. Crib size is suggested.

(Cont'd)

COMMUNITY OUTREACH:

COMFORT QUILTS (Cont'd)

- **NEW REQUEST:** A new request for small quilts to cover isolettes in the Neonatal Unit at Boca Raton Regional Community Hospital was received. The size of these quilts should be 24" X 36" and be finished with rounded corners. Any quilts will be appreciated and will be sent home when the babies are released.
- Novelty and juvenile fabrics in blues and browns are needed as well as 2 yard measures of fabric for backings.
- New Comfort and Fidget Quilt kits are available at the Guild meeting. Please stop by the Comfort Quilt table.

Comfort quilt size specifications are:

- ♦ a minimum of **38 - 42" wide**, and a minimum of **48 - 54"** in length. If you are using your own backing and batting and are doing your own quilting, feel free to make them wider and/or longer.
- ♦ Quilt tops should be 40" wide so that we can use one width of fabric and do not have to piece the backs.
- ♦ Kits are available at the Guild meeting. There is something for everyone to do!

Any questions, contact: Janet Fredricks [954-242-9010](tel:954-242-9010) or email quilthoney@aol.com or Wanda Goldfarb [516-592-7575](tel:516-592-7575) or email: unity777@hotmail.com



FIDGET QUILTS:

- The next Fidget Quilt Workshop is scheduled for **Tuesday, November 12, 2019**. The workshop will start after the General Meeting. Bring lunch; there is a refrigerator to keep perishables.
- The demand for Fidget Quilts is higher than we are able to meet. Think about using a UFO or some unfinished projects and turning them into Fidgets!
- Fidget Quilts are needed for children as well.
- New kits are available.

Any questions, please contact Linda Eddy: [561-376-3996](tel:561-376-3996) or email: eddylin_da1007@yahoo.com (Cont'd)



COMMUNITY OUTREACH:

MEETING REMINDERS:

- PLEASE SILENCE ALL CELL PHONES
- PLEASE DO NOT WEAR PERFUME
- PLEASE DO NOT BRING ANIMALS TO GUILD MEETINGS. SERVICE ANIMALS ARE WELCOME WITH THE PROPER CERTIFICATION.

ATTENTION, ALL MEMBERS:

DON'T FORGET TO SIGN IN AT THE GUILD MEETING!



Marvelous Modern Minis Exhibition


Selections from the South Florida Modern Quilt Guild

November 2—December 19, 2019 in Coconut Creek



FIDGET QUILTS ARE FOLLOWING ELLEN ... EVEN TO HER BIRTHDAY PARTY!

Ellen's children and grandchildren had a special birthday surprise for Ellen! They had a cake made for Ellen this year; they chose their favorite Fidget, Quilt, completed in June, and had it made as the cake topper. What a great idea...



HAPPY BIRTHDAY ELLEN!



COMMUNITY OUTREACH:

COMFORT BEARS:

- The next Comfort Bears Workshop is scheduled for **Tuesday, November 12, 2019**. The workshop will start after the General Meeting. Bring lunch; there is a refrigerator to keep perishables.
- We have a need for more bears! Stormy Schevis has requested more bears ... in addition to new organizations that have shown interest in Comfort Bears. The children are always grateful.
- Comfort Bear kits complete with paper pattern, fabric, and ready-to-sew-on bear faces are available. This is a quick and easy project that will make a child smile.
Please do not fringe corduroy bears – they shred!!

For additional information, contact Holly Failace:
hfailace@bellsouth.net



**SOUTH FLORIDA MODERN QUILT GUILD
MARVELOUS MINI QUILT EXHIBITION**

Selections from the South Florida Modern Quilt Guild

- Date:** November 2—December 19, 2019
- Location:** North Regional/Broward County College Library
1100 Coconut Creek Blvd
Coconut Creek, Fl.
- Time:** 10:00 AM—6:00 PM



FAT QUARTER OF THE MONTH: CALL OF THE WILD—FALL RIVER

This picturesque 35" X 44" digital panel based on the Wyoming Tongue River will take you back to the days of vacationing at the lake and relaxing fishing trips in beautiful fall colors are Harvest Yellow, Blaze Orange, Peridot & Leaf Green, Pine, Deep Teal, Stone Gray, White, and Sky Blue. From the 'Call of the Wild' collection by [Hoffman Fabrics](#).



FRIEND US!

QGbtS now has its very own
FACEBOOK.



Send in your pictures, comments,
etc. to Joanne Miller at:
Barniesmom123@gmail.com

LINCOLNWOOD BEE

The Lincolnwood Bee is scheduled
for the **1st and 3rd Friday** of the
month. Join us!

For additional information contact
Sarah Crew: 561-620-2856 or
sfcrew41@gmail.com





What Was I Thinking Sale!! - December 12th

Support QGbtS!!!

Check closets, drawers, and hidden boxes for “treasures” that you know you will never use...

For example:

½ yard or more of fabric;

bundles of similar fat quarters;

special rulers;

an iron you used once;

unused project bags;

sewing or embroidery books;

or a sewing tool or notion you thought you needed but really didn't!

Packaging and Pricing:

Using blue painters tape or masking tape, and using a dark marker, clearly write a price (***even dollars only!***) Be realistic... Please price items to sell!

Be sure to bundle, tag and bag smaller items (use clear plastic bags)

Bring items to the December 12th meeting and deposit on “Sale” tables.

Shop at the end of the meeting and take home something you always wanted!

Be sure to bring **CASH!**

Bring a **shopping bag** to take home your purchases!!

Thank you in advance for your support!

Remember! All proceeds will go to fund QGbtS Programs and Projects!!

!!SAVE THE DATE!!

**CRAFT IN AMERICA: QUILTS PREMIERES ON PBS ON DECEMBER 27, 2019 AT 9PM
(CHECK LOCAL LISTINGS)**



[Los Angeles] – Announcing **QUILTS**, a new episode of **Craft in America**, the Peabody Award-winning documentary series discovering the beauty, significance and relevance of handmade objects and the artists who make them. For more than a decade, **Craft in America** has taken viewers on cultural journeys across this nation, honoring the multiplicity of traditions that have come to define our country. **Craft in America: QUILTS** will premiere on PBS on Friday, December 27, 2019 at 9pm (check local listings).



Quilts hold history, share culture, and tell stories that would otherwise not be Told. They are rich with memories, beauty and emotion. Meet contemporary masters of this surprising and powerful art form.

International Quilt Museum

CRAFT IN AMERICA (CONTINUED):

Carolyn Ducey, Curator of Collections, and **Leslie C. Levy**, Executive Director introduce us to the International Quilt Museum in Lincoln, Nebraska where the mission is to build a global collection and audience that celebrate the cultural and artistic significance of quilts. The museum has the world's largest publicly held collection of approximately 6,000 quilts from more than 50 countries, dating from the 1600s to today. "Quilts are the textile pages of our shared history," states Levy.



We meet historian and storyteller, **Ken Burns**, a passionate quilt collector who affirms quilts to be the "simplest and most authentic expression of who we are as a people." 28 quilts from Burns' American quilt collection were recently exhibited at the International Quilt Museum. He views quilts as an essential building block of culture. "This is what human beings are required to do, to take raw materials and transform them into something greater than the sum of their parts. And that's what a quilt is, that's what art is."



Susan Hudson, a Navajo/Diné artist from Sheep Springs, NM was taught to sew by her mother who was forced to sew at an "assimilation" boarding school. Hudson's pictorial quilts honor her ancestors and the proud history of the Navajo people using a crossover style inspired by Ledger art. Recounting history through her ledger quilts has made Hudson an activist storyteller, chronicling the hardships endured by her ancestors.


CRAFT IN AMERICA (CONTINUED):



Victoria Findlay Wolfe has a fine art degree in painting but found her life's passion in quilt making. Now a New York-based International Award-Winning quilter, fabric designer, teacher, author and lecturer, Findlay Wolfe is known for making quilts that look difficult to make, then teaching quilters to make them. Each quilt Findlay Wolfe makes pushes boundaries, supporting her premise that creativity requires risk.



Michael A. Cummings is a nationally recognized quilter who lives and works in the historic Sugar Hill neighborhood of New York, NY. Self-taught, Cummings brought years of painting and collage skills to his quilt making. Inspired by jazz and working in the narrative tradition, Cummings and his sewing machine tell stories of the African American experience across historical, cultural, philosophical and mythical realms.



Judith Content uses inspiration from nature and a Japanese resist dye technique, arashi shibori, to create glorious abstract wall quilts in her Palo Alto, CA studio. Content dyes then composes fabric into an abstract kimono form and uses her sewing machine as a drawing tool to achieve an evanescent visual haiku that communicates to viewers both emotionally and intellectually. These Art Quilts, made to be viewed on walls rather than placed on beds, expand both the definition of the quilt and its place in the art world. There is a great deal more to share with viewers and the Craft in America websites (craftinamerica.org and pbs.org/craftinamerica) will be the portal for that expanded journey. There will be additional video clips as well as resources, information about quilt guilds nationwide, lists of exhibitions and shows, interviews with quilters, an education guide for K-12 students, quilting projects and of course, a virtual gallery of quilts.

CRAFT IN AMERICA is a 501(c)(3) non-profit organization dedicated to advancing original handcrafted work through the Peabody Award-winning documentary series on PBS nationwide and the free-to-the-public Craft in America Center in Los Angeles. With twenty-one episodes produced since 2007, *CRAFT IN AMERICA* takes viewers on a journey to the artists, origins and techniques of American craft. Each episode contains stories from diverse regions and cultures, blending history with living practice and exploring issues of identity, ritual, philosophy and creative expression. Our websites craftinamerica.org and pbs.org/craftinamerica provide all episodes, hundreds of online videos and interactive learning materials, as well as object exhibitions, artist information, and the Random House book *Craft in America: Celebrating Two Centuries of Artists and Objects* and other Craft in America publications.

The Craft in America Center is an exhibition and learning space in Los Angeles. We give voice to traditional and contemporary craft through artist talks, workshops, exhibits and concerts. Our reference library contains over one thousand books and videos and is free to the public. We invite you to stop in and to join us for upcoming events and exhibitions – 8415 W. Third St., Los Angeles, CA 90048.

QUILTS: HIGHLIGHTS FROM THE EPISODE January 11-March 21, 2020

To view the Artist Bios: www.craftinamerica.org/release/quilts-artist-bios

For more about Craft in America:

craftinamerica.org

pbs.org/craftinamerica

facebook.com/craftinamerica

youtube.com/craftinamerica

instagram.com/craftinamerica

twitter.com/CraftinAmerica

Please contact for art and interviews: (310) 659-9022

Carol Sauvion, Executive Producer: carolsauvion@craftinamerica.org

Beverly Feldman, Press: beverly@craftinamerica.org Press images: www.dropbox.com/sh/hi3owo0amvwbfei/AAD2LKGNqwmDQI2Tp3wG-wNna?dl=0

Submitted by Diane Provost



DIFFERENT SIZE BLOCKS

Courtesy of Quilting Board

What to do when you have different size blocks. No matter how carefully you piece there are always slight variations that occur when machine piecing. Sometimes it is simply a factor of using a different machine or a different presser foot. But whatever the cause having the blocks not all exactly the same size can be irritating.

Sometimes you are assembling blocks that were stitched by different individuals. Usually these blocks will have more variations than when they are all stitched by one person.

First measure all the blocks and then decide what you are going to do about the differences in sizes. If there is a very small amount of variation such as 1/8" you might find that you can simply stretch and ease the blocks to fit together.

While the blocks could be trimmed to the same size sometimes that is not a workable solution because then you would be trimming off your points from your piecing.

When trimming is not an option you will need to add coping strips. Coping strips are simply strips of fabric that help you cope with the problem of different size blocks. Coping strips are added to all four sides of the block and then pressed. The block is then trimmed to a specific size usually a few inches larger than the original block.

For most coping strips you might begin with a two inch strip. Simply stitch a strip to each side of the block and then stitch a strip to the top and bottom. If you wish to miter the corners you may. Press the blocks with seam allowances toward the coping strips.

Place the new block with coping strips on the cutting mat and trim all blocks to a new uniform size. You will find a square acrylic ruler is very helpful for this procedure. When the newly resized blocks are combined in a quilt the variance of the width of coping strips is usually not noticeable.

This is a very good way to make all your blocks a uniform size for placing in your settings. Try this method of coping with the problem of different sized blocks -- use coping strips.

Putting Colors Together For Your Quilt And The Value Of Value

Sometime quilters feel they need a little help putting colors together. We think color theory is a science that we don't fully understand. There are many books available about color and some of them are quite extensive. Learning color theory does not make it easier to choose fabric for a quilt. There are some basic things to help a quilter improve her color selection that are very simple.

The easiest way to choose colors is to start with a multicolored fabric that you like. It could be a smashing floral or other geometric multicolored print. Notice the little colored dots along the selvage. These are the colors that are in the fabric. Simply take those dots and find fabric that matches. You don't want to overmatch -- so choose fabrics that are the same colors as the dots but are of a lighter or darker value. You may find after you finish choosing colors that you don't even use the print you began with but you had a starting point.



DIFFERENT SIZE BLOCKS (Continued)

The reason this works is most fabric designers know how to put color together. They know the color wheel and rules of color design. Trust them and your own quilts will show the same color expertise.

When we are studying color we tend to look at all the colors on the color wheel and get overwhelmed. And while color is important the reality in quilt making is that value is really more important than color. You need value difference in your quilt -- value is light fabric, medium fabric and dark fabric. You need all three for the quilt to show contrast.

I once saw a wall quilt that was made from a navy blue print which you would think was a dark fabric. With it was a deep pink solid. The colors were great together because the same deep pink color was printed in a portion of the navy print. You would expect there was enough color change from the navy to the deep pink. Although the quilt was beautifully executed and hand quilted, it lacked something. As soon as a crystal vase was placed on the table in front of the quilt it came to life. The crystal vase was the light value necessary to make the quilt look good. Take away the crystal vase and the quilt looked dull. It lacked a value change. The problem with the quilt was the fabrics were of the same value. If a light value fabric would have been used in the quilt it would have had value difference and the colors chosen would be secondary.

"Blended Quilts" have become popular in the past few years. These quilts use many busy floral fabrics of medium value. The fabrics tend to "mush" together and while the quilts may be beautiful, the individual fabrics and value differences are not noted. This type of quilt is made to be a certain style and while it is not "wrong" it definitely does not show large value differences. If you wish this type of quilt that is fine but if you are expecting your piecing to show different areas of the quilt you will need to place fabrics of different values in individual areas of the quilt.

When choosing fabric at the quilt shop place the bolts in a pile on the counter and step back and look at the colors from a distance. If you are nearsighted, simply take off your glasses and the fabrics will appear like you are at a distance. If all the fabrics look the same from a distance, they are of similar value and there might not be enough contrast in the quilt. Replace some of them for lighter and darker value colors and check again. Not only are you looking for color coordination but you are looking for value difference.

So when you are choosing fabrics for your quilt trust your own color sense. If you like the colors together in a stack of bolts, and there are noticeable value differences you will probably like the quilt. Relax and enjoy your quilt.

SHOW N TELL—OCTOBER



SHOW N TELL—OCTOBER



SHOW N TELL—OCTOBER



HOLIDAYS IN NOVEMBER:

- 3 [Sandwich Day](#)
- 5 [U.S. General Election Day](#)
- 6 [Marooned without a Compass Day](#)
- 7 [Bittersweet Chocolate with Almonds Day](#)
- 11 [Veteran's Day](#)
- 15 [Clean Your Refrigerator Day](#)
- 17 [Homemade Bread Day](#)
- 17 [Take A Hike Day](#)
- 21 [Great American Smokeout](#)
- 27 [Pins and Needles Day](#)
- 28 [French Toast Day](#)
- 28 [Thanksgiving](#)
- 29 [Black Friday](#)
- 29 [Square Dance Day](#)





CLASSIFIED

Ronnie Luber
23371 Blue Water Circle, C120
Boca Raton, Fl. 33433
Custom Quilts
Antique Quilts Repaired, Restored
561-495-9859 561-212-9762



Quilt a Bit

Quality Cotton, Beautiful Batiks, and Wool
Fat Quarters, Kits, Patterns, Books, and Notions
Longarm Quilting Service Available
Classes in our New Larger Classroom
Monday - Friday 9 - 5 pm Saturday 9 - 4 pm
2914 Jog Road, Greenacres, FL. 33467 (561) 304-7211
Northeast corner of 10th Avenue and Jog Road in Barclay Square Plaza
www.quiltabit.com quiltabit@facebook.com