



QUILT GUILD BY THE SEA NEWSLETTER

November 2020

VOLUME 10, ISSUE 11

"SEW HAPPY HOUR"

We will hold our second "Sew Happy Hour" on **Wednesday, November 4, 2020. 4:00 PM - 5:30 PM** via Zoom.

This happy hour will be specifically for hand work and socializing; everyone is welcome to join in.



President Letter

Hello fellow quilters,

Is it really possible that it's November??? Even in quarantine the years just fly. And still there just doesn't seem to be enough time to get everything done. But November it is ... and while we don't bring out our boots and heavy coats, this time of year gets really busy.

November is for elections, both nationally and at the Guild. In November it is time to give thanks to our veterans and for our blessings, despite Covid. I know the holidays won't be the same as in the past, but it's important that we come up with new ways to celebrate.

At the November meeting on the 10th, we will be asking you to approve the modifications that have been made to our [By-Laws](#); please read them over before then. They are included with this newsletter with a link. It won't take long. Our committee worked hard on bringing them up-to-date taking into consideration our current issues.

You will also be asked to approve the new slate of officers for the Board in 2021. Please, now is the time, to make your voices heard and to volunteer. We still are in great need of a President-Elect and a QOV Group Leader. Pat Lynes has agreed to be your President for 2021 but she needs back up...just in case. Look what happened to me. Because I was President Elect I was able to step in and help out. I'm not saying this will happen again, but you just don't know. The job descriptions for these positions can be found on [Page 2 and 5](#), respectively. PLEASE, PLEASE reach out to Pat and Diane and say you'll help. Its fun. Trust me, it really is. We have a great group and would love to have you with us.

Also, our first *Sew Happy Hour* was so much fun we have scheduled another one for Wed. Nov. 4th from 4pm—5:30pm. You should have received the first notice to register by now.

We have a wonderful slate of programs (and even a workshop in January) all set for the next 4-5 months. Thank you Sheryl Platt for getting us through a tough year.

And last, but not least, ***don't forget to pay your dues for 2021.*** Special pricing available. We'll accept any amount but not less than \$36. Due to the current situation you will need to mail in your check to the PO Box found on the front page of this newsletter or you can come on November 18th to the BRCC to drop it off to Marie Christine, as well as drop off and pick up all kinds of projects to keep you through the coming months.

Happy November,

Rochelle



Volunteers needed:

President Elect

QOV Group Leader

Webmaster

Guild Address:

Quilt Guild by the Sea

PO Box 64

Boca Raton, FL 33429

Meeting Place: Zoom until further notice

CURRENT OFFICERS:

President:

Rochelle Staiano
(561- 509-9914)
sashakins@hotmail.com

President-Elect:

Pat Lynes
909-331-7549
pjcreation@aol.com

Secretary:

Marcia Degner
(561-243-1776)
msdegner@gmail.com

Treasurer:

Marie-Christine Leavitt
561-699-2216
mcglquilt@gmail.com

Membership Director:

Ellen Heckler
(561-245-8280)
Ellen.Heckler@gmail.com

Program Director:

Sheryl Platt
(561-756-5179)
Sherylplatt3@gmail.com

Publication Director:

Deb Shoemaker
(954-629-1720)
DebShoemaker22@gmail.com

Technology Director

Ann Ford
(512-289-0797)
ann.k.ford@gmail.com

QOV Program Chair:

Diane Provost
(561-561-409-3114)
paquinprovost@gmail.com

Outreach Program Chair:

Linda Eddy
(561-376-3996)
eddylinda1007@yahoo.com

ELECTION OF OFFICERS IS COMING IN NOVEMBER SLATE OF OFFICERS FOR 2021

Tuesday, November 10 is our annual meeting when we will be electing and installing our QGBTS Board Officers for 2021. Let me introduce them:

President: Pat Lynes

President Elect: POSITION OPEN

Secretary Marcia Degner

Treasurer: Marie-Christine Leavitt

Nominees will be voted on during the November meeting.

In addition, we have a wonderful team of Directors, Chairs and Co-chairs. Some are new, while others continue to offer our Guild their long-standing service.

Program Director: Sheryl Platt

Membership Director Ellen Birnbaum

Publications Director Deb Shoemaker

Technology/Historian Ann Ford

PRESIDENT-ELECT JOB DESCRIPTION

- In the absence of the President assume those responsibilities
- Co-ordinate dates for meeting programs and workshops with the various chairpersons of Programs, Quilts of Valor and Outreach Programs
- Confirm dates for the Guild activities with the BRCC office. This can be done on a 6-month schedule
- Fill in for others when the need arises

BY-LAW Revisions Vote

In addition, everyone should have received an email with the revised By-Laws for 2021. There have not been any significant changes; changes reference the addition of virtual meetings. Please take a look at the revisions as they will be voted on during the November meeting.

CURRENT OFFICERS:

President:

Rochelle Staiano
(561- 509-9914)
sashakins@hotmail.com

President-Elect:

Pat Lynes
909-331-7549
pjcreation@aol.com

Secretary:

Marcia Degner
(561-243-1776)
msdegner@gmail.com

Treasurer:

Marie-Christine Leavitt
561-699-2216
mcglquilt@gmail.com

Membership Director:

Ellen Heckler
(561-245-8280)
Ellen.Heckler@gmail.com

Program Director:

Sheryl Platt
(561-756-5179)
Sherylplatt3@gmail.com

Publication Director:

Deb Shoemaker
(954-629-1720)
DebShoemaker22@gmail.com

Technology Director

Ann Ford
(512-289-0797)
ann.k.ford@gmail.com

QOV Program Chair:

Diane Provost
(561-561-409-3114)
paquinprovost@gmail.com

Outreach Program Chair:

Linda Eddy
(561-376-3996)
eddylinda1007@yahoo.com


UPCOMING PROGRAM HIGHLIGHTS:

November 2020:

Guild Elections

The Alluring World of Japanese Yukata Quilts
presented by Patricia Belyea

Join Patricia Belyea as she takes you on a virtual tour of the Tokyo Quilt Festival. Then get swept away to a *chosen*-dyeing workshop where you watch the elaborate hand-dyeing process. Patricia finishes with a trunk show of her quilts made with Japanese cottons and talks about how the fabrics inspired her quilt compositions.



December 2020: General Meeting

QGbtS 10th Anniversary Celebration
Stitch Challenge Reveal and Awards

January 2021: General Meeting

Program: Beth Helfter, Trunk show and presentation

January 13, 2021 "Oompah" Accordion Triangle HST's™ Workshop with Beth Helfter via Zoom

Cost: \$55.00 (Checks can be sent to: Marie-Christine Leavitt)

February 2021 General Meeting

Program: Lisa Ruble "Confessions of a Quilt Magazine Editor"

March 2021 General Meeting

Program: Tammi Silvers (Tamarinis) "Interrogating Your Quilt"

2021 ANNUAL

MEMBERSHIP DUES



'MEMBERSHIP HAS ITS
PRIVILEGES'

Membership dues have been lowered for 2021 to \$36.00.

Please note that as a not-for-profit organization, we **can** accept donations. So, feel free to pay whatever you would like - but no less than \$36.

Paid members of the QGbtS are eligible to:

- participate in Guild programs
- participate in workshops
- receive monthly newsletter
- place ads in the classifieds.
- **Guests are welcome to attend all of our meetings with a donation of \$5.00.**
- Dues are non-refundable.

For further information contact:

Ellen Heckler [561-245-8280](tel:561-245-8280)
or quiltguildbythesea2011@gmail.com

"THE FRANK MCGEE MEMORIAL QOV WORKSHOP"

The QOV Workshops

Due to self-isolation and social distancing, the next date for the QOV Workshop is undetermined. We will notify you when we can restart our program.



∴ quilt of valor ∴

Nominate a Veteran

Do you know a deserving Veteran that was touched by war? It is time to nominate them. We are hoping to restart our Quilts of Valor awards in 2021 and we have many quilts available right now to present. Reserve one for a family member, a friend, a colleague, a neighbor etc...or tell them how to nominate themselves.

It's easy to nominate a Veteran in 4 easy steps

- Sign in to **QOVF.org**
- Click the red rectangle in the center of the page
- Read the Eligibility and Mission of Quilts of Valor
- Click and fill out the form

In the comments area, please write that you wish to have this quilt request going to Quilt Guild by the Sea.

QVF ON AMAZONSMILE

What is AmazonSmile?

AmazonSmile is a simple and automatic way for you to support your favorite charitable organization every time you shop at no cost to you. When you shop at smile.amazon.com, you'll find the exact same low prices, vast selection, and convenient shopping experience as [Amazon.com](https://amazon.com) with the added bonus that Amazon will donate a portion of the purchase price to your favorite charitable organization. You can choose from over one million organizations to support.

How do I shop at AmazonSmile?

To shop at AmazonSmile simply go to smile.amazon.com from the web browser on your computer or mobile device. You may also want to bookmark smile.amazon.com to make it even easier to return and start your shopping at AmazonSmile.

QOV GROUP LEADER JOB DESCRIPTION

Group Leader

- Responsible for representing our guild to Quilts of Valor Foundation and the Trello system.
- Organize and plan the awards that are sent to us from the QOV Foundation nominations, group and individual assisted by: Suzanne for North Broward & Palm Beach counties, AND Grace for South Broward & Dade counties.
- In November & December instruct members to renew their membership online themselves. Cost for 2021 will be \$10.00 an extra \$5 for the pin.
- Attend the monthly QGbtS board meeting.
- Prepare and present monthly report. Present a report to the membership at the monthly Guild Meetings.
- As per our guild policies & procedures, the QOV Group Leader is a voting position on the board.
- After each award, make sure that pictures are sent to Ann Ford for Facebook/Historian, Grace O'Donnell for our QOV album and Deb Shoemaker for the newsletter/website.
- Make sure that quilts are available for awards, ask the Production Manager (Diane Provost) to give them to presenter with their personalized label.
- Select dates for QOV workshops with the Production Manager.

REMINDER: QOV MEMBERSHIP RENEWAL for 2021

The QOV membership for our QGbtS members starts in January of every year. Below are the instructions for renewal or new sign up:

Prices and Options for 2021 membership:

- Group Individual Members \$10.00/annual **(no pin)**
- Group Individual Members \$15.00/annual **(with pin)**

Choose your option (no pin or with pin)

Write a check to: Quilts of Valor Foundation

Send your check **Before Dec 1st, 2020** to:

Quilt Guild by the Sea, PO Box 64, Boca Raton, FL 33429

Note: The QOV pins for 2020 have finally arrived. We will distribute them on November 18 at 11:00 in the parking lot of the BRCC. If you cannot make this date, please email me and I will make them available for pick up at my house. Any question, please email me at paquinprovost@gmail.com

Thank you for supporting Quilt of Valor program.

SAVE THE DATE: QOV AND OUTREACH PROGRAM DROP OFF AND PICK-UP

A pick-up and drop off date has been scheduled for QGbtS QOV and all Outreach programs. Meet Diane Provost, Linda Eddy, Janet Fredricks, Janet Copens, and Ellen Heckler on November 18th at 11:00 AM at the Boca Raton Community Center.

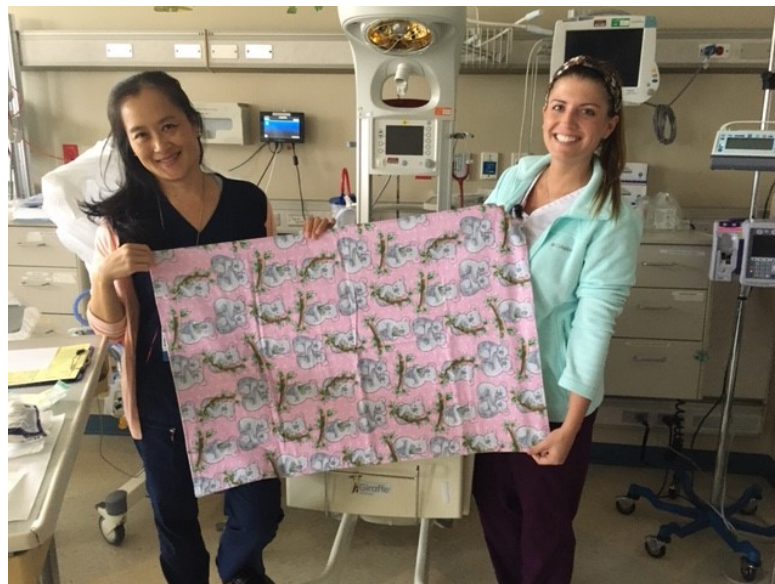
COMFORT QUILTS

- Due to self-isolation and social distancing, the next date for the Comfort Quilt Workshop is undetermined. We will notify you when we can restart our program.
- Cancer Center expressed their thanks for all the quilts that we gave them and the crocheted hats. The recipients really love and appreciate them.
- YTD 183 Comfort Quilts have been delivered to various organizations in our area; included in this count are Isolette covers, baby quilts, children's quilts and 26 hats. WOW!
- Twenty (18) Comfort Quilts were delivered this month to Delray Trauma, Neurological and Orthopedics by Linda Bouvier.
- Keep making Comfort Quilts ... they are much appreciated!
- **Needed:** Men's and teenage boy/boy Comfort quilts.
- Juvenile Comfort Quilts are needed in Trauma Centers. Crib size is suggested.
- Novelty and juvenile fabrics are needed as well as 2 yard measures of fabric for backings.



Comfort quilt size specifications are:

- ◆ a minimum of **38 - 42" wide**, and a minimum of **48 - 54"** in length. If you are using your own backing and batting and are doing your own quilting, feel free to make them wider and/or longer.
- ◆ Quilt tops should be 40" wide so that we can use one width of fabric and do not have to piece the backs.
- QGbtS received a new request for small quilts to cover NICU Isolettes in the Neonatal Unit at Boca Raton Regional Hospital; so far twenty (20) covers were delivered for the NICU. The nurses were so excited and very impressed with the sewing.
- The size of the NICU coverlets quilts is 36" X 36".



COMFORT QUILTS:

- **For Knitters and Crocheters:** Knit and Crocheted Caps have been well received. Additional caps have been requested.
- Any questions, contact: Janet Fredricks [954-242-9010](tel:954-242-9010) or email quilthoney@aol.com or Wanda Goldfarb [516-592-7575](tel:516-592-7575) or email: unity777@hotmail.com

SAVE THE DATE: QOV AND OUTREACH PROGRAM DROP OFF AND PICK-UP

A pick-up and drop off date has been scheduled for QGbtS QOV and all Outreach programs. Meet Diane Provost, Linda Eddy, Janet Fredricks, Janet Copens, and Ellen Heckler on **November 18th at 11:00 AM** at the Boca Raton Community Center.



CARING HEARTS

Sadly, Joyce Beckman's husband passed away this month. Please send Joyce prayers and condolences for her loss.



VIRTUAL MEETING REMINDERS:

- PLEASE DON'T FORGET TO REGISTER FOR THE ZOOM MEETING WHEN YOU RECEIVE THE INVITATION FROM ANN FORD.
- PLEASE MUTE/SILENCE ALL DEVICES
- PLEASE TURN ON YOUR VIDEO IF YOU WOULD LIKE OTHER MEMBERS TO SEE YOU.
- PLEASE CHOOSE THE GROUP OR INDIVIDUAL YOU WOULD LIKE TO COMMUNICATE WITH ON CHAT.

FIDGET QUILTS:

- Due to self-isolation and social distancing, the next date for the Fidget Quilts Workshop is undetermined. We will notify you when we can restart our program.



- The next date for the Fidget Quilts workshop is undecided due to continued isolation. We will notify you when we can restart our workshop.
- The demand for Fidget Quilts is higher than we are able to meet. Think about using a UFO or some unfinished projects and turning them into Fidgets! We have seven Fidgets waiting to be adopted.
- Fidget Quilts are needed for children as well.

For additional information, please contact Ellen Heckler (561-245-8280) or by email Ellen.Heckler@gmail.com

SAVE THE DATE: QOV AND OUTREACH PROGRAM DROP OFF AND PICK-UP

A pick-up and drop off date has been scheduled for QGbtS QOV and all Outreach programs. Meet Diane Provost, Linda Eddy, Janet Fredricks, Janet Copens, and Ellen Heckler on **November 18th at 11:00 AM** at the Boca Raton Community Center.

Virtual Houston Quilt Festival and Class Registration

Quilts.com (sponsors of the Houston quilt festival) will be having a virtual show on Dec. 3 thru Dec 5th. You will have the opportunity to take classes. There is no class size limit in that the classes will be lecture/demo classes. Thirty-nine (39) classes will be offered Thursday – Saturday. Most classes will cost \$10. In addition to the class fee you will need a virtual show ticket which cost another \$10.

Links:

Virtual Show:

<https://www.quilts.com/quilt-festival/virtual-quilt-festival/?fbclid=IwAR0bsgDxSHIbZ1jo1HMTJBIHac0u5ixfefq3hAyDmIeCjpnkv-M4kSTbuNo>

Class Registration:

https://www.quilts.com/classes/?fbclid=IwAR2-NSB6v2QonNH59HXpZdNS8jiwTcP2O0ru_r8JsaTx-KxXMCPxdOYQCII

COMFORT BEARS:

- Due to self-isolation and social distancing, the next date for the Comfort Bears Workshop is undetermined. We will notify you when we can restart our program.
- Sixty (60) Comfort Bears and masks were delivered to Florence Fuller for adoption in October.
- **More Bears are needed and greatly appreciated!**
- Comfort Bear kits complete with paper pattern, fabric, and ready-to-sew-on bear faces are available. This is a quick and easy project that will make a child smile. **Please do not fringe corduroy bears — they shred!!**
- **Pattern and instruction for the Bear and Mask can be found on the QGbtS website.**



SAVE THE DATE: QOV AND OUTREACH PROGRAM DROP OFF AND PICK-UP

A pick-up and drop off date has been scheduled for QGbtS QOV and all Outreach programs. Meet Diane Provost, Linda Eddy, Janet Fredricks, Janet Copen and Ellen Heckler on **November 18th at 11:00 AM** at the Boca Raton Community Center.

MAKE SOME CHILDREN HAPPY!!

IF YOU HAVE EXTRA TIME BEFORE THE HOLIDAYS, MAKE SOME EXTRA BEARS.

THE CHILDREN LOVE THEM AND APPRECIATE THEM!

COMFORT BEARS— NOTE OF APPRECIATION

To the Very Talented and Kind members of the Quilt Guild,

I am so grateful for your very generous contribution of quilted bears for the underprivileged children of our community. The quality, amount and variety of what you created is awesome. The bears are so beautifully and professionally made and finished. I just love the embroidery on the faces. The bears that have face masks are too adorable for words. These bears are so special and they will bring such joy to so many children, as they have in the past!!! We are going to call them comfort bears because so many children need soothing at this time. You can't believe how the children's eyes lit up when they received your bears in previous years. I can just imagine the delicate work and amount of hours you put into this loving project. It is people like you that make this world a better place.

With love and deep appreciation,

Linda and All The Kindness Giver's

Kindness Matters365 Ambassador

561-302-2453

lindabaratz@comcast.net

QUILT AUCTION POSTPONED

The QGbtS Quilt Auction has been temporarily postponed until the Spring. We have decided to include other items in the auction such as table runners, pillows, placemats, blocks and even quilt tops.

Do you have a closet full of quilts that don't have a good home? Are you no longer "in love" with one or two of them? If so, please consider donating them to our Quilt Auction.

This will be a wonderful opportunity to re-home misfit quilt projects and at the same time raise some money for the Guild.



Patchwork Couture



QGbtS 2020 DECORATIVE STITCH CHALLENGE

Size: No one side shorter than 12" or larger than 24". Therefore, any size you wish between 12"x12" and 24"x24" and in any shape.

Theme: Make a small quilt featuring those amazing decorative stitches on your machine. Use as many different stitches as you can, with any assortment of threads (cotton, poly, trilobal, rayon, etc.) in any way you want. The finished piece must "read" as being all about decorative stitching.

Background: Can be one piece of solid, hand dyed or print fabric, or it can be pieced or appliqued. The background must be a supporting element for the main theme of decorative stitching.


Embellishments: Decorative stitches (the ones that are built into your machine). Couching techniques and use of rick-rack or other narrow trims (1/4"-3/8" wide) are permitted, but should not exceed more than 5% of the total stitching. **Free-motion quilting, machine embroidery and hand embroidery are not allowed.**

Reference Material: This challenge is based on the ideas and artistry of quilter Carol Ann Waugh. Her book "Stupendous Stitching. How to Make Fun and Fabulous Fiber Art", is a goldmine of information. She also has a Blue-print (Craftsy) video. and she can be seen on Google." The video is not free and is not available on YouTube.

Prizes: Two prizes will be awarded: one for Viewer's Choice and one to be awarded by drawing from among all participants.

Have fun with this challenge and learn a new technique.

Co-Chairs: Marcia Degner, Linda Bouvier, Suzanne McGee



NEEDED

IDEAS FOR THE 2021 CHALLENGE

Send to

Marcia Degner via email msdegner@gmail.com

DECORATIVE STITCH CHALLENGE

Decorative Stitch Challenge Reveal and Voting Information:

The Decorative Stitch Challenge reveal presentation has been moved to the December 2020 General Zoom Meeting, instead of November as originally planned.

How the reveal will work:

- Challenge participants will email **two photos** of their entry to Deb Shoemaker at DebShoemaker22@gmail.com **no later than Friday, November 20th**. Members should identify the photos as "Challenge Photos" so they are not confused with Show and Tell photos for the November newsletter.
 - ⇒ One photo should be an overall view
 - ⇒ The second photo should be a closeup of some stitching details.
- A slideshow of all challenge quilts will be sent to all members PRIOR to the general meeting.
- Each entry will be anonymous and will have a number to identify it giving members time to look over the entries.
- An email will be sent to members containing a link to Marcia Degner's email address with a request to vote for Viewer's Choice by sending her the number of your choice."
- Votes will be tallied. The results will be announced at the December General Meeting and prizes will be announced.
- In addition, a random drawing from participants will be conducted and the winner announced.

During the December general meeting each participant can speak about their entry during the Reveal Slide Show.

Directions for the Challenge can be found on page 9 of the newsletter.

SHOW 'N TELL—DECEMBER

Sharing a "QQ" Show 'N Tell quilt is easy:

- Take pictures of any entries you wish to submit on your phone.
- There is a limit of 4 quilt submissions.
- Please include your name, the name of your quilt, and your inspiration, if you wish, to the body of the email or text if you would like it included in the newsletter.
- Send your picture(s) to Deb via Email at debshoemaker22@gmail.com or text to 954-629-1720.
- The deadline for all pictures is **no later than November 24, 2020**.



SHOW 'N TELL IN DECEMBER WILL INCLUDE
ONLY HOLIDAY PROJECTS
Christmas, Hannukah, ad Kwanza

SHOW 'N TELL—OCTOBER



Created by Frieda Toback

"The Girls Next Door"

SHOW 'N TELL—OCTOBER 2020



Amy Chiera



Amy Chiera



Sheryl Platt

SHOW 'n TELL—OCTOBER 2020



Rochelle Staiano



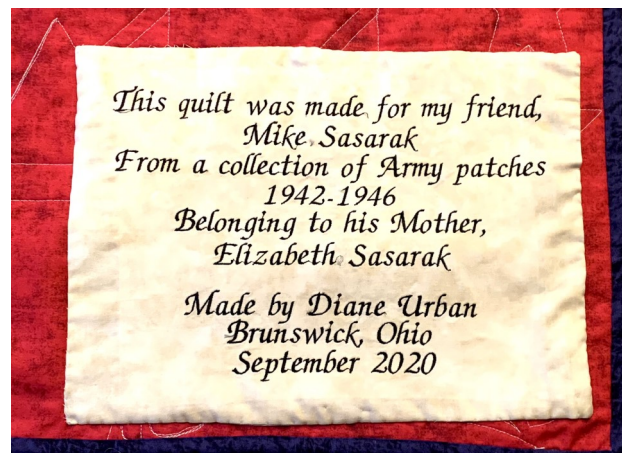
Rochelle Staiano



Jane Gavlick



Diana Urban



Marie-Christine Leavitt



Marie-Christine Leavitt



SHOW ' TELL—OCTOBER



Ronnie Luber



HOLIDAYS IN NOVEMBER

- November 1— Daylight Savings Time ends
- November 3—National Sandwich Day
- November 3—Election Day
- November 4—King Tut Day
- November 8—Int'l Tongue Twister Day
- November 10—Sesame Street Day
- November 11—World Origami Day
- November 13—Friday the 13th
- November 16—National Button Day
- November 17—World Peace Day
- November 18—Mickey Mouse Day
- November 26 - Thanksgiving Day
- November 27 - Black Friday



BITTER BUTTER

Betty bought a bar of butter, but the butter Betty bought was bitter, so Betty beat a bit of butter to make the bitter butter better.



HAVE YOU BEEN COOKING DURING THE PAST MONTHS OF SELF ISOLATION?

**WHY NOT SHARE A FAVORITE RECIPE IN THE NEW QGbtS
"QUARANTINE RECIPES" FEATURE.**

**My goal is to collect enough member recipes to create a cook-
book in 2021.**

**Recipes can be submitted to Deb Shoemaker via email at
Debshoemaker22@gmail.com**



SPINACH ARTICHOKE CHICKEN

INGREDIENTS:

2 tbsp. extra-virgin olive oil
6 chicken breasts
kosher salt
Freshly ground black pepper
1/2 tsp. dried oregano
3 tbsp. butter
3 cloves garlic, minced
2 c. baby spinach
1 (13.75-oz.) can artichoke hearts, chopped
1/2 c. sliced roasted red peppers
1 c. half-and-half
3/4 c. shredded mozzarella
1/4 c. Parmesan

PREPARATIONS:

- Season chicken all over with salt, pepper, and oregano. In a large skillet over medium-high heat, heat olive oil. Add chicken and cook until golden, about 6 minutes per side. Remove chicken from skillet.
- Melt butter in skillet then stir in garlic and cook until fragrant, about 30 seconds. Stir in baby spinach, artichokes and red peppers and cook until spinach starts to wilt. Add half-and-half and bring mixture to a simmer. Stir in mozzarella and Parmesan and season with salt and pepper.
- Return chicken to skillet and cook until sauce has thickened slightly and chicken is completely cooked through, about 5 minutes more. Remove from heat.
- Serve chicken warm with sauce.



RECIPE ROUND-UP

Lasagna Soup

Courtesy of Food Network Magazine,

Ingredients:

Kosher Salt
8 ounces of Lasagna noodles, broken into pieces
1 Tbsp olive oil
½ lb. sweet or hot Italian sausage with casings removed
3 cloves garlic, chopped
1tsp oregano
2 Tbsp tomato paste
4 cups chicken broth
1 15-ounce can crushed or diced tomatoes
½ cup chopped basil
1/3 cup grated Parmesan cheese
¼ cup heavy cream or half-and-half
Ricotta cheese, for topping

Directions:

- Bring a large pot of salted water to a boil..
- Add the noodles and cook as the label directs. Drain, drizzle with olive oil and toss.
- Heat 1 tablespoon olive oil in a large Dutch oven or heavy-bottomed pot over medium-high heat. Add the onion and cook, stirring, until softened, about 4 minutes.
- Add the sausage, garlic and oregano and cook, stirring and breaking up the sausage with a wooden spoon, until the sausage is browned, about 3 minutes.
- Add the tomato paste and cook, stirring, until darkened, about 2 minutes.
- Add the chicken broth, tomatoes and 1 cup water; cover and bring to a simmer. Uncover and cook until slightly reduced, about 10 minutes.
- Stir in the noodles, basil, parmesan cheese and heavy cream; simmer 2 more minutes.

Divide the soup among bowls. Top with ricotta and sliced basil.

Total: 30 min

Active: 30 min

Yield: 4 servings



CLASSIFIED



THE INSPIRED Sewist

Lori A. Fitzgerald
Owner/Operator

(561) 747-0525
lori@theinspiredsewist.com
theinspiredsewist.com

BERNINA Dealer & Koala Sewing Studio Dealer

661 Maplewood Drive, Suite 14
Jupiter, Florida 33458



Quilt a Bit

Quality Cotton, Beautiful Batiks, and Wool
Fat Quarters, Kits, Patterns, Books, and Notions
Longarm Quilting Service Available
Classes in our New Larger Classroom
Monday - Friday 9 - 5 pm Saturday 9 - 4 pm
2914 Jog Road, Greenacres, FL. 33467 (561) 304-7211
Northeast corner of 10th Avenue and Jog Road in Barclay Square Plaza
www.quiltabit.com quiltabit@facebook.com



Laura & Dave Jordan

Brother • Miele
Babylock

Laura's Sewing & Fabric
Sewing Machines • Fabrics • Supplies
Sales & Service • Classes

www.sewwithlaura.com • laurassewing@bellsouth.net

3966 Northlake Blvd. 1707 N.W. St. Lucie West Blvd., #102
Palm Beach Gardens, FL 33403 Port Saint Lucie, FL 34986
561-799-5228 **772-344-5229**



CLASSIFIED

CUSTOM LONGARM QUILTING

DOTTY LEVINE
10351 SUNSET BEND DR.
BOCA RATON, FL 33428
H. 561.470.6219
C. 561.756.1090
dottylevine82@yahoo.com



**VISIT OUR
NEW
LOCATION!**

StitchCraft
quilt • sew • stitch

141 NW 20th St, Suite D2, Boca Raton, FL 33431
info@stitchcraft.com (561) 447-4147 www.stitchcraft.com

Open Mon - Sat 10 - 5



**Linda Adamcik
Quilting Queen Inc.
Long Arm Quilting Services
561-310-1363
QuiltingQueen@att.net**



CLASSIFIED



*Cynthia's
Fine Fabrics*
Where cr ativity & fashion come to life!

8126 N University Dr, Tamarac, FL 33321 • 954.724.2900
CynthiasFineFabrics.com • Cynthia@CynthiasFineFabrics.com

FOR THE LOVE OF SEWING Perfection starts here.™