



QUILT GUILD BY THE SEA NEWSLETTER

October 2019

VOLUME 9, ISSUE 10

October 8, 2019

Guild Meeting

- Program: Presentation of QOV Quilts to Veterans, Parade of Quilts
- Fat Quarter: Jewel Tones
- 50/50 Raffle

NOTE:

For those members planning to attend this Guild Meeting, please wear Red, White, and Blue.

Guild Address:

Quilt Guild by the Sea
PO Box 64
Boca Raton, FL 33429

Meeting Place

Boca Raton Community Center (BRCC)
150 Crawford Blvd.
Boca Raton, FL 33432

PRESIDENT'S LETTER

Greetings from my recliner where I am sitting so that I can keep my legs elevated to keep the swelling down. This little issue was caused by a wonderful Saturday afternoon spent at the 9th Annual StitchCraft Challenge Reception...so it was totally worth it!! I got to see Johanna's beautiful new digs and visit with so many of you. It fed my weary soul (not to mention all those wonderful pastries from Cosa Duci, which I was told had all the calories removed!) and the entries this year were spectacular!

Does anyone know where adults can trick or treat? Looking for a neighborhood that hands out fabric and margaritas.

Some of you have heard that the time I've spent "recuperating" from my April knee surgery and the complications that I experienced has been for naught. I am now looking forward (not) to two additional surgeries for a total knee replacement revision. That was not the news I wanted to hear! I go to see the specialist and will have a better sense of the timeline after I see him.

In the meantime, I find myself having to thank Rochelle and the entire Board for all they've done to keep things running. I heard wonderful things about our new meeting space at the BRCC and the great September program presented by Tonya Ricucci. Can't wait to see photos in this newsletter and to see what our workshop participants created.

This month's program promises to be equally exciting and moving as a special presentation of our Quilts of Valor work is presented.. As I write this, current plans call for nine (9) veterans to be "wrapped" with quilts. You won't want to miss it!

One side effect of recliner sitting is that I spent more time than I should on my computer and Facebook. The latter never fails to keep me amused and I'll close with two memes that popped up on my feed today and made me chuckle. Hope they do likewise for you!

Hugs,
Lisa



QUILT GUILD BY THE SEA NEWSLETTER
Page 2

CURRENT OFFICERS:

President:

Lisa Coles
(240-626-8906)
Mels.coles@gmail.com

President-Elect:

Rochelle Staiano
(561-509-9914)
sashakins@hotmail.com

Secretary:

Marcia Degner
(561-243-1776)
msdegner@gmail.com

Treasurer:

Linda Bouvier
(561-498-9777)
lbouvier@bellsouth.net

Membership Director:

Ellen Heckler
(561-245-8280)
Ellen.Heckler@gmail.com

Program Director:

Suzanne McGee
(201-207-7300)
Smcgee4452@gmail.com

Publication Director:

Deb Shoemaker
(954-629-1720)
DebShoemaker22@gmail.com

Historian:

Ann Ford
(512-289-0797)
ann.k.ford@gmail.com

BOCA RATON COMMUNITY CENTER (BRCC):

Our new bright and spacious meeting venue



Volunteers are needed for the following positions:

Program Coordinator

Publicity Chair

Retreat Chair/

Program Chair Job Responsibilities:

- Contact prospective speakers/teachers.
- Agree on dates, fees, and equipment needed.
- Complete QGbtS contract and have it signed by presenter/teacher.
- Help presenter set up on day of meeting.
- Announce programs and workshops to membership at meetings.
Encourage participation at workshops
- Arrange with Treasurer to have check for presenter/teacher.



UPCOMING WORKSHOP HIGHLIGHTS:

NOW OPEN TO OTHER GUILD MEMBERS

**No Strings Attached by International
Quilt Artist, Rayna Gilman**

November 13, 2019

Location: Boca Raton Community Center

Time: 10:00 AM—4:00 PM

Fee: \$50.00



Curved Piecing by Barbara Hahl

January 15, 2020

Location: Boca Raton Community Center

Time: 10:00 AM—4:00 PM

Fee: \$25.00

February 12, 2020

Quilt in a Day by Reed Johnson

Location: Boca Raton Community Center

Time: 10:00 AM—4:00 PM

Fee: TBD

Workshop Policies: Payments for workshops must be received at the time of sign-up. CHECKS ONLY, please. Workshop fees are refundable up to 7 days prior to scheduled date. If you are unable to attend a workshop at the last minute, please be courteous and notify our Workshop Chair, Linda Roraff (roraff@gmail.com) so someone else may attend.

UPCOMING WORKSHOP HIGHLIGHTS:

March 11, 2020

Silk/Thread Painting By Andrea Brokenshire

Location: Boca Raton Community Center

Time: 10:00 AM—4:00 PM

Fee: TBD



April 15, 2020

Crazy Quilts By Betty Pillsbury

Location: Boca Raton Community Center

Time: 10:00 AM—4:00 PM

Fee: TBD



May 13, 2020

Mini Journal by Andrea Huffman

Location: Boca Raton Community Center

Time: 10:00 AM—4:00 PM

Fee: TBD



Workshop Policies: Payments for workshops must be received at the time of sign-up. CHECKS ONLY, please. Workshop fees are refundable up to 7 days prior to scheduled date. If you are unable to attend a workshop at the last minute, please be courteous and notify our Workshop Chair, Linda Roraff (roraff@gmail.com) so someone else may attend.

TONYA RICUCCI HALLOWEEN PRESENTATION:



LEGO SINGER SEWING MACHINE

How many of us played with Legos when we were kids or had children that adored them? This image of a Singer Sewing Machine made with Lego blocks was posted on Facebook. I just had to share.



ANNUAL MEMBERSHIP DUES



QGbtS annual membership dues for 2019 are **\$45.00.**

**'MEMBERSHIP HAS IT
PRIVILEGES'**

Paid members of the QGbtS are eligible to:

- participate in Guild programs
- participate in workshops
- receive monthly newsletter
- place ads in the classifieds.
- **Guests are welcome to attend all of our meetings with a donation of \$5.00.**
- Dues are non-refundable.

For further information contact:

Ellen Heckler [561-245-8280](tel:561-245-8280) or quiltguildbythesea2011

[@gmail.com](mailto:)

CARING HEARTS

Caring Hearts is an on-going part of our newsletter. Any information to be included in this portion of the newsletter should be emailed to: DebShoemaker22@gmail.com.



NEW MEMBERS:

Betty Schneider

Jean St Clair

GUESTS:

Susan Eckberg

Marge Lehrer

FAT QUARTER OF THE MONTH WINNER:

Carol Filipek



50/50 RAFFLE WINNER:

AJ Armino



MEETING REMINDERS:

- PLEASE SILENCE ALL CELL PHONES
- PLEASE DO NOT WEAR PERFUME
- PLEASE DO NOT BRING ANIMALS TO GUILD MEETINGS

ATTENTION, ALL MEMBERS:

DON'T FORGET TO SIGN IN AT THE GUILD MEETING!



EVENT CALENDAR:

MEETINGS & WORKSHOPS

October 8, 2019

Guild Meeting

- Program: Presentation of QOV Quilts to Veterans, Parade of Quilts
- Fat Quarter: Jewel Tones
- 50/50 Raffle

October 8, 2019

- Comfort/Fidget Quilts & Comfort Bears Workshops

October 9, 2019

- QOV Workshop

October 22, 2019

- Board of Directors Meeting

November 12, 2019

Guild Meeting

- Election of Officers
- Program: Rayna Gilman Trunk Show
- Fat Quarter: Outdoor/ Scenic
- 50/50 Raffle

November 12, 2019

- Comfort/Fidget Quilts & Comfort Bears Workshops

"THE FRANK MCGEE MEMORIAL QOV WORKSHOP"

The next workshop will be held on Wednesday, October 9, 2019
9:30 AM—3:00 PM
Boca Community Center

Thanks to the generous participation of our members: we are producing a remarkable amount of quilts for our veterans. We would like to thank everyone who is doing her share, whether you sew at home or at the workshop, whether you sew stars, sew strips, assemble tops, make pillow cases, bind, or longarm quilting, etc..... Every little bit helps.



Bring your sewing machine with basic accessories, thread, and lunch.

For those unable to attend the workshop, prepared kits are available to pick up at the workshops and guild meetings.

A huge **THANK YOU** for your participation.



∴ quilt of valor ∴

FOR YOUR INFORMATION:

- **October Guild Meeting:** QOV Presentations—Members, please wear red white and blue.
- **QOV Workshops** will be planned five (5) times per year going forward. The future dates will be: October 9 & December 3, 2019, and February 18, April 7, and June 2, 2020.
- **QOV Foundation membership:** Dues of \$5.00 are due to Diane Provost prior to December 20, 2019. Please give them to Diane during the October, November, or December meeting or send them to: Diane Provost, 22600 W. Esplanada Circle Boca Raton, FL 33433.

EVENT CALENDAR:

MEETINGS & WORKSHOPS

November 13, 2019

- "No Strings Attached"
Workshop by International
Quilt Artist, Rayna Gilman

November 26, 2019

- Board of Directors Meeting

December 3, 2019

- QOV Workshop

December 10, 2019

Guild Meeting

- Program: "What Was I
Thinking Sale?" Sale
- Paint Chip Challenge Due
- Fat Quarter: Shades of Red
- 50/50 Raffle

December 10, 2019

- Comfort/Fidget Quilts &
Comfort Bears Workshops

December 17, 2019

- Board of Directors Meeting

January 14, 2020

Guild Meeting

- Program: Cricut presenta-
tion by Kestrel Michaud
- 50/50 Raffle

January 14, 2020

- Comfort/Fidget Quilts &
Comfort Bears Workshops

QOV ON AMAZONSMILE

What is AmazonSmile?

AmazonSmile is a simple and automatic way for you to support your favorite charitable organization every time you shop, at no cost to you. When you shop at smile.amazon.com, you'll find the exact same low prices, vast selection and convenient shopping experience as [Amazon.com](https://www.amazon.com), with the added bonus that Amazon will donate a portion of the purchase price to your favorite charitable organization. You can choose from over one million organizations to support.

How do I shop at AmazonSmile?

To shop at AmazonSmile simply go to smile.amazon.com from the web browser on your computer or mobile device. You may also want to add a bookmark to smile.amazon.com to make it even easier to return and start your shopping at AmazonSmile.

QOV PRESENTATION:

A Quilt of Valor was presented to 91 year old William Palastrant. He served in the Army during WWII and the Occupation of Japan.



EVENT CALENDAR:

MEETINGS & WORKSHOPS

February 11, 2020

Guild Meeting:

- Program: Quilting Journey/
Quilt in a Day by Reed
Johnson
- 50/50 Raffle

February 11, 2020

- Comfort/Fidget Quilts &
Comfort Bears Workshops

February 18, 2020

- QOV Workshop

March 10, 2020

Guild Meeting:

- Program: Silk/Thread Paint-
ing by Andrea Brokenshire
- 50/50 Raffle

March 10, 2020

- Comfort/Fidget Quilts &
Comfort Bears Workshops

April 7, 2020

- QOV Workshop

April 14, 2020

Guild Meeting:

- Program: Crazy Quilts by
Betty Pillsbury
- 50/50 Raffle

April 14, 2020

- Comfort/Fidget Quilts &
Comfort Bears Workshops

QOV PRESENTATION:

Quilts of Valor were awarded to 2 veterans and their service dogs at the Palm Beach Hounds and Heroes Programs.



EVENT CALENDAR:

QUILT SHOW CALENDAR:

February 1, 2020

- Airing of the Quilts, Venice, Fl
- February Farm Festival & Quilt Show, Dade City, Fl

February 6-8, 2020

- Quilting in Paradise Quilt & Fiber Arts Show, Port St. Lucie

February 7-8, 2020

- What's Old is New Again Quilt Show, Fort Myers, Fl
- Timeless Treasures Quilt Show, Melbourne, Fl

February 14-15, 2020

- Suncoast Quilt Expo, Bradenton, Fl
- Saint Andrews Bay Quilters Guild Quilt Show, Panama City, Fl

February 21-22, 2020

- Gathering of the Quilts, Punta Gorda, Fl
- Ocala Quilt Show, Ocala, Fl
- A1 Quilter's Extravaganza, Amelia Island
- Quilt by the Sea Quilt Show, Fernandina Beach, Fl

February 26-29, 2020

- AQS, Daytona Beach, Fl

COMFORT QUILTS

- The next Comfort Quilts Cutting and Sewing Workshop is scheduled for **October 8, 2019**. The workshop will start after the General Meeting. Bring lunch; there is a refrigerator to keep perishables.



- To date, we have delivered 176 Comfort Quilts to recipients at the Infusion Center and Trauma Center. We should reach 200 by the end of the year!
- Four (4) more quilts were delivered to the Delray Medical Trauma Unit in August.
- More quilts were delivered to the Lynn Cancer Center.
- Juvenile Comfort Quilts are needed in Trauma Centers. Crib size is suggested.
- Novelty and juvenile fabrics in blues and browns are needed as well as 2 yards of fabric for backings.
- New Comfort Quilts and Fidget kits are available at the Guild meeting. Please stop by the Comfort Quilt table.

Comfort quilt size specifications are:

- ◆ a minimum of **38 - 42" wide**, and a minimum of **48 - 54"** in length. If you are using your own backing and batting and are doing your own quilting, feel free to make them wider and/or longer.
- ◆ Comfort quilts would like tops to be 40" wide so that we can use one width of fabric and do not have to piece the backs.
- ◆ Kits will be available at the Guild meeting. There is something for everyone to do!

Any questions, contact: Janet Fredricks [954-242-9010](tel:954-242-9010) or email quilthoney@aol.com or Wanda Goldfarb [516-592-7575](tel:516-592-7575) or email: unity_777@hotmail.com

COMMUNITY OUTREACH:

EVENT CALENDAR:

QUILT SHOW CALENDAR:

March 6-7, 2020

- Naples Quilters Guild Quilt Show, Naples, FL

March 13-14, 2020

- Pensacola Quilters Guild Quilt Show, Pensacola, FL

March 19-20, 2020

- Original Sewing & Quilt Expo, Lakeland, FL

March 20-21, 2020

- Suncoast Quilting Circle Quilt Show, St. Petersburg, FL
- Florida Keys Quilters Quilt Show, Tavernier, FL

March 20-22, 2020

- 14th Biennial Broward Quilt Expo, Fort Lauderdale, FL.

FIDGET QUILTS:

- The next Fidget Quilt Workshop is scheduled for **Tuesday, October 8, 2019**. The workshop will start after the General Meeting. Bring lunch; there is a refrigerator to keep perishables.
- New kits are available for anyone who would like to participate in making a Fidget Quilt.

Any questions, please contact Linda Eddy: [561-376-3996](tel:561-376-3996) or email: eddylinda1007@yahoo.com



COMFORT BEARS:

- The next Comfort Bears Workshop is scheduled for **Tuesday, October 8, 2019**. The workshop will start after the General Meeting. Bring lunch; there is a refrigerator to keep perishables.
- **WE DID IT!** We produced 110 bears to exceed Stormy Schevis' request of 85. Stormy has requested more bears ... We can do it again. The children are always grateful.
- Comfort Bear kits complete with paper pattern, fabric, and ready-to-sew-on bear faces are available. This is a quick and easy project that will make a child smile. **Please do not fringe corduroy bears — they shred!!**



For additional information, contact Holly Faillace: hfaillace@bellsouth.net

COMMUNITY OUTREACH:

FRIEND US!


QGbtS has its very own **FACEBOOK** page.



Send in your pictures, comments, etc. to Joanne Miller at: Barniesmom123@gmail.com

FAT QUARTER OF THE MONTH: ULTIMATE JEWELTONE PACKET

This fabulous collection of Solid/Tonal hand-dyed fabrics from Hoffman, Island Batiks, Robert Kaufman and Timeless Treasures consists of 25 fat quarters that will push your hand-dye color collection to the next level! Deep rich hues, textured and exotic Jewel-tones make up this luscious pack of eye-candy.



HAPPY HALLOWEEN



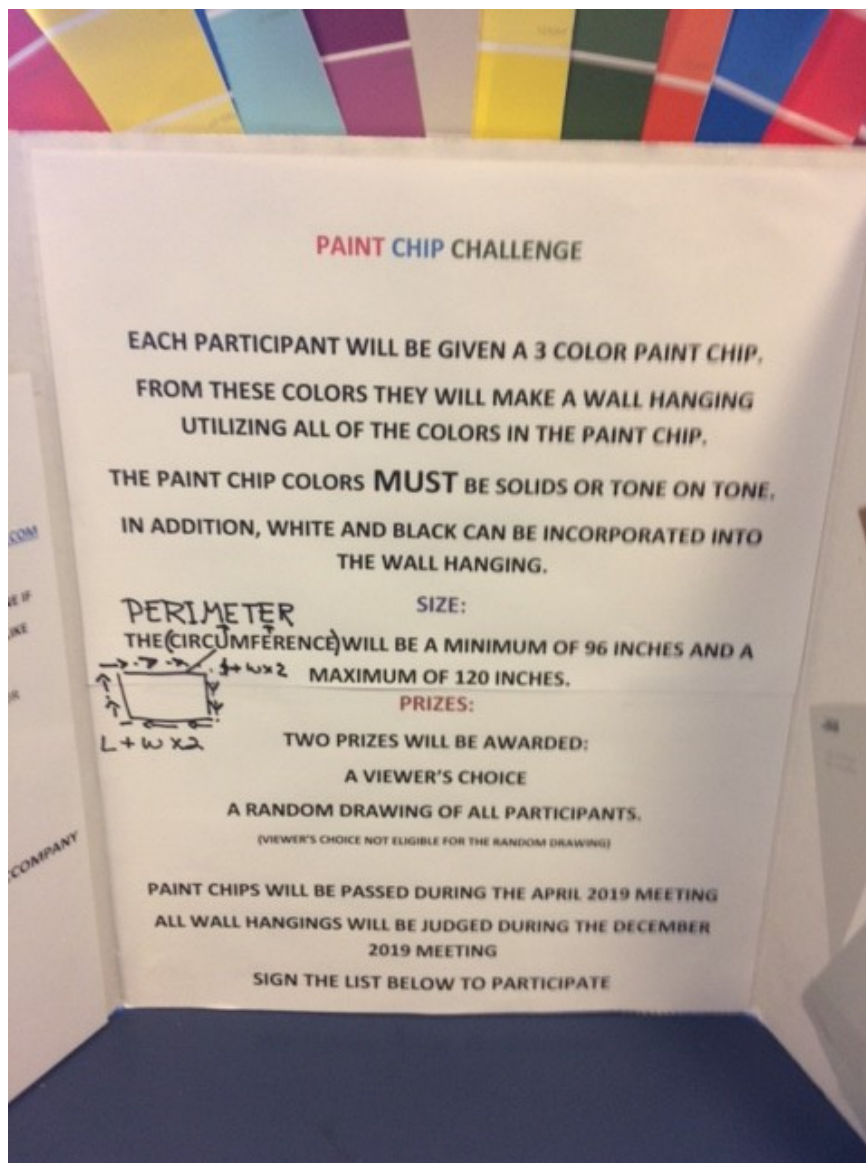
LINCOLNWOOD BEE

The Lincolnwood Bee is scheduled for the **1st and 3rd Friday** of the month. Join us!

For additional information contact Sarah Crew: 561-620-2856 or sfcrew41@gmail.com



!!SAVE THE DATE!!
SPRING CAMP 2020
WILL BE HELD
ON
MARCH 18, 19, & 20, 2020
DETAILS WILL BE REVEALED SOON.



FABRIC AVAILABLE IN NEW PRE- CUT PACKAGES

Courtesy of Quilting Board

There are new fabric packets available at your local quilt shop and at online quilt stores. Besides regular kits for a specific project, there are jelly rolls, charm square packs, fat quarters, fat eighths, and quilter's candy. We will discuss some unique fabric marketing packages that are available today at your quilt shop or at online quilt stores.

Fabric Kits

Some fabric kits are made up especially for specific patterns. These kits will contain strips, fat quarters, or one-yard cuts and larger depending on the pattern's specifications. Usually they are priced comparably to purchasing cut to order fabric. Generally, these kits simply include the fabric needed to make the project, very seldom are the actual pieces cut for the quilt.

While these kits are good value the fabric is chosen and cut for a specific pattern you are usually limited in your individual design choices. When you purchase some of the other fabric choice alternatives you have much more opportunity to make a project that is more individualized.

Five Yard Packages

Some quilt shops are choosing five coordinating fabrics and cutting one yard lengths and bundling them together in a five-yard package which can be a spring board of a new quilt or by adding a few more fabrics a unique and interesting quilt of your own design. Some shops supply a pattern for a simple quilt that uses five fabrics in one-yard cuts. Some shops carry patterns that can be purchased to use with the five yard bundles.

Pillow Case Kits

Almost every quilt shop sells a pillow case kit. Pillowcases in different fabrics and colors are very popular with children, teens, and adults alike. Novelty fabrics are chosen for the main fabric with coordinating solid like fabrics for the decorative band. Pillowcases are very simple to make and make a quick and inexpensive gift.

Fat Quarters

A fat quarter is a quarter yard of fabric that is cut 18" x 22" rather than a traditional quarter yard cut that is cut across the width of fabric for a piece that measures 9" x 22". A full yard of fabric is cut into two half yard cuts and then again on the fold line to make four fat quarters. A fat quarter is a more useful cut than a long quarter unless you need to cut strips the width of fabric, then you would want a regular quarter yard cut.

Groupings of fat quarters are available in a color coordinated selection or a fat quarter selection could be specifically planned to make a specific project. Fat quarters are usually bundled together with ribbon or string and can be in a set of two or three and as many as the entire line of fabric. Generally, quilt stores sell packs of fat quarters that contain four to 8 fabrics. Part of this is to keep the price in line with an amount the average quilter is willing to spend on an impulse purchase.

Many books and patterns are available that are "fat quarter friendly". Fat quarter quilts are very popular, and many shops carry patterns to make them.

Fat Eighths

A fat eighth is a piece of fabric that is 9" x 22". It is a quarter yard cut on the fold line. Or a fat eighth can be a piece of fabric 10 1/2" x 18 which would be a half yard cut on the fold and in half again on the lengthwise grain. Either cut is still an eighth of a yard. A fat eighth is a lot more usable piece of fabric than a traditional eighth yard cut that is a piece of fabric cut 4 1/2" wide by the width of the fabric.

Fat eighth sets are readily available and purchasing a set of fat eighths would yield a small amount of many different fabrics that would be useful for any scrappy project.

FABRIC AVAILABLE IN NEW PRE- CUT PACKAGES (Continued)

Jelly Rolls

The jelly roll is such a cute name for a fabric purchase; a jelly roll is formed from multiple strips of fabric cut 2 1/2" wide by the width of fabric. Forty strips are rolled together and tied with a ribbon or string. When packaged this way they have the appearance of a large jelly roll. The colors of fabrics are rolled together and make a unique jelly roll appearance. Jelly Rolls have the appeal of a bakery jelly roll with zero calories.

If you do the math a jelly roll of 40 cuts 2 1/2" wide is equal to one hundred inches or 2 3/4 yards of fabric. At the suggested retail price of thirty dollars that makes your fabric almost eleven dollars a yard. Obviously, you are paying a little extra for the convenience of having this large of selection already cut. The beauty of this type of packaging is you receive one or two strips 2 1/2" wide of all or most of the different fabrics in a particular fabric line.

Charm Square Packs And Samplers

Charm squares are usually 5" squares that are pre-cut most often including one square from each fabric in a particular line. One manufacturer features charm squares in a small flat tin box and includes a pattern to make a small project using the fabrics.

Charm square patterns have proliferated in the past few years and there are many available to choose from. Some patterns require more than one set of squares so you need to choose a pattern that is compatible with the number of squares in your charm set.

Some patterns are as simple as stitching the squares together and in some patterns the charm squares are cut in a way to add interest to the quilt. When choosing a pattern check to make sure you have enough squares in your set to make a specific pattern.

There are several patterns and books devoted entirely to projects to be made using jelly roll strips and charm squares. Baby quilts, wall quilts, lap quilts and many other projects are available to make with jelly roll strips. There is even a book for a strip "project of the month" with a seasonal or holiday theme for each project.

Quilter's Candy

Quilter's candy is a charm square that is folded and rolled and wrapped in cellophane or simply tied with a small piece of ribbon. They look like a small piece of wrapped candy and a dish of them setting on a table in your studio would add interest and fun to your quilting and non-quilting visitors.

If you find a pattern that calls for charm squares or jelly rolls, you can still cut your own squares or strips from your stash. The difference is that you are doing all the cutting. So you need to consider the amount of labor involved in cutting your own squares and strips when considering the purchase of a jelly roll or charm square set.

While some of the pre-cut fabric kits may be a small percentage more expensive than purchasing fabric the pre-cut strips or squares give many design possibilities especially if you wish to use a lot of fabrics or an entire line of fabric. You need to keep the time saving convenience of having all your strips or squares cut against the small increase in price.

You will find that purchasing jelly rolls and charm squares are like purchasing convenience foods, consider them as convenience fabrics.

FABRIC AVAILABLE IN NEW PRE- CUT PACKAGES (Continued)

Pressing Your Patchwork

Pressing is different from ironing. For ironing the iron is moved back and forth across the fabric. Ironing with a sliding motion can cause distortion of fabric pieces, especially bias edges of triangles. In pressing the iron is lifted and placed down on the fabric. When pressing simply press the iron firmly on the seam area. Lift the iron and place it in another spot. Don't iron by moving the iron back and forth.

Most books and quilting teachers recommend that each seam be pressed after stitching. Keep your iron next to your machine on a small table. After stitching a seam, be sure to press before joining block sections to other block sections. When you are finished stitching and joining sections, turn your block to the right side and give it a good press.

I press with a dry iron set on wool or cotton. I seldom use steam. The only time I use steam is if I am piecing eight or sixteen pieces to the center. When there are many pieces coming together in the center a little hump or "volcano" forms. I still do not put water in my iron. I use a simple inexpensive spray bottle and spritz the area and then press by lifting and pressing and lifting and pressing. Do not slide the iron. The spritz of water makes enough steam to set the seam allowances.

A note caution - If you do not pre wash your fabric do not use a steam iron to press. The steam may shrink your fabric in one direction more than the other causing distortion of your pieced project.

I also finger press and use a small wooden tool purchased at the quilt shop to press. To finger-press place the side of your thumbnail on the seam allowance and move it across to set the seam allowance to one side. The wooden tool does the same as finger pressing but is simply a tool to use rather than your fingernail. If you are doing a lot of piecing at one time a tool will help save on your thumbnail.

Make a small ironing pad by covering a cardboard bolt board with batting and then tightly woven cotton fabric. Tack it down with thumbtacks or duct tape. Ask for a bolt board at your local fabric store. They usually throw them away and are glad to give them to you. Or purchase a small ironing pad and place it on a small table next to your sewing machine.

Pressing a quilt top is important and you should press as well as possible but don't obsess about it so much that it makes you not enjoy the quilting process.

SHOW N TELL—SEPTEMBER



HOLIDAYS IN OCTOBER:

1 International Coffee Day

5 World Teacher's Day

9 Yom Kippur

9 Curious Events Day

12 Old Farmer's Day

14 Be Bald and Free Day

14 Columbus Day


23 TV Talk Show Host Day

25 World Pasta Day

28 Plush Animal Lover's Day

31 Carve a Pumpkin Day - no surprise here

31 Halloween





CLASSIFIED

Just Imagine Quilts

**Custom
Longarm Quilting**

◆ ◆ ◆ ◆ ◆

H. 561.470.6219
C. 561.756.1090
dottylevine82@yahoo.com

Dotty Levine
10351 Sunset Bend Drive
Boca Raton, FL 33428



StitchCraft
creative quilting & sewing

399 S. Federal Hwy.
Boca Raton, FL 33432

tel: (561) 447-4147
info@stitchcraftboca.com
www.stitchcraftboca.com



LINDA ADAMCIK
561-790-1009 H
561-310-1363 C
QUILTINGQUEEN@ATT.NET



LONGARM QUILTING



To schedule your quilt for machine quilting
please contact Linda



CLASSIFIED

Ronnie Luber
23371 Blue Water Circle, C120
Boca Raton, Fl. 33433
Custom Quilts
Antique Quilts Repaired, Restored
561-495-9859 561-212-9762



Quilt a Bit

Quality Cotton, Beautiful Batiks, and Wool
Fat Quarters, Kits, Patterns, Books, and Notions
Longarm Quilting Service Available
Classes in our New Larger Classroom
Monday - Friday 9 - 5 pm Saturday 9 - 4 pm
2914 Jog Road, Greenacres, FL. 33467 (561) 304-7211
Northeast corner of 10th Avenue and Jog Road in Barclay Square Plaza
www.quiltabit.com quiltabit@facebook.com