



QGbtS Country Store and Auction Gallery

QGbtS had its first Country store and auction during our last meeting. We had a great time visiting and shopping with all of our friends.



CURRENT OFFICERS:

President:

Sarah Crew (561-620-2856)

crewhawken@aol.com

Vice President:

Dolly O'Shea (561-391-9368)

DollyOShea@comcast.net

Treasurer:

Lee Hasse(561-392-6866)

lmhasse@hotmail.com

Membership Director:

Ellen Heckler (561-245-8280)

Ellen.Heckler@gmail.com

Program Director:

Diane Provost (561-405-6999)

paquinprovost@gmail.com

Publication Director:

Deb Shoemaker

(954-629-1720)

DebShoemaker22@gmail.com

Travel Event Specialist:

Dodie Watson

(561-433-3941)

DodieWatson@att.net

QGbtS Country Store and Auction Gallery (continued)




TEACH YOURSELF MACHINE PIECING AND QUILTING BY Debra Wagner

Although this is supposed to be a self-help book, it isn't easy. It is, however, very complete. The author covers just about everything needed to use a sewing machine for quilting. In the book there are instructions for using tools for cutting, marking, ironing. You proceed from step to step in a complete, well illustrated and clear manner.

The book is more text than illustration. The block choices are more complex but they are included more for instruction than for pattern. There is a good deal of technical knowledge that quilters might eventually use.

This book is a basic, encompassing, informative, and a practical source of information. You could come away with a vast amount of serious quilting information.


Review by Joan Cohn



GRACE COMMUNITY CHURCH DONATION QUILT 2013

This wonderful quilt was made by Diane Provost and donated to Grace Community Church for their 2013 fund raising auction. The superb quilting was done by Susan Freudenthal. THANK YOU Diane and Susan!





"Celebrating God · Changing Lives · Growing Disciples"

Dear Ladies,

Thank you so much for the generous donation of the lovely quilt for our 2013 Bruce Wohlleb Memorial Golf Benefit Auction. This will be one of the favorites of the bidders, I'm sure. Our Auction's profits go directly to benefit Children's and Youth Missions and Ministries.

It is so nice to have your group here at Grace Community Church.

We appreciate your generosity.

Thank you again and many blessings,

A handwritten signature in black ink that reads "Jane Sackler". The signature is written in a cursive style.

Jane Sackler

600 W. Camino Real Boca Raton, Florida 33486-5598 • (561) 395-2811 • Fax (561) 620-7947 • www.graceboca.org

Rev. Dr. Kirk A. McCormick, Senior Pastor ♦ Bob and Ann Collins, Membership and Congregational Care Ministries
Aaron Moore, Music and Adult Equipping Ministries ♦ Jane Sackler, Children's & All Church Events Ministries
Cheryl Lee Stone, Preschool Director ♦ Derek Gillespie, Youth and Missions Ministries ♦ Mark Denkler, Business Manager
Karen Solomon, Communications and Office Manager

EVENT CALENDAR:

APRIL 4, 2013

- **Red Door Workshop**

APRIL 9, 2013

- **Guild Meeting:** Lecture by Judy Hansen, Free Motion Quilting
- Fat Quarter: Pastels

APRIL 10, 2013

- **Judy Hansen,** Free Motion Quilting Workshop

APRIL 13, 2013

- Rockledge Quilt Shop Car Caravan

APRIL 25, 2013

- **QOV Workshop**

MAY 2, 2013

- **Red Door Workshop**

MAY 14, 2013

- **Guild Meeting:** Guest Speaker, Taryn Jaramillo, Director of Broward VA
- Fat Quarter: Patriotic

JUNE 11, 2013

- **Guild Meeting:** Beauty and the Beast; our members share their best and worst quilts
- Fat Quarter: Solids

COMING SOON

- Japanese Folded Patchwork Blocks workshop by Diane Provost
- Working with Laminate by Diane Provost

UPCOMING WORKSHOPS:

Red Door Workshop

Date: April 4, 2013

Location: Lincolnwood

Time: 9:00AM—3:00 PM

Free Motion Quilting Workshop 'Fabric Design from Ideas to Quilt' by Judy Hansen, owner of Quilt Shop of Deland

Date: April 10, 2013

Location: Dixon Ahl Community Center, 2220 NE 38th Street, Lighthouse Point

Time: 9:00 AM—3:00 PM

Fee: \$60.00



Back Basting Applique Workshop by Julie Miller

Date: April 16, 2013

Location: Dixon Ahl Community Center, 2220 NE 38th Street, Lighthouse Point

Time: 10:00 AM—3:00 PM

Fee: \$30.00 (kit available for \$15.00)



QOV Workshop

Date: April 26, 2013

Location: Lincolnwood Clubhouse

Time: 9:00 AM—3:00 PM (Bring lunch)

Fee: Free

**FAT QUARTER OF THE MONTH:
PASTELS**

**Larkspur-Vivienne—Pastel
Pink:**



Bring some spring into your projects ...

This bouquet of flowers invites you to use large over sized blooms in ivory, sea foam, mint, turquoise, sun yellow, peach, flame, cocoa, black, and pastel pink. The larger flowers are approximately 8 1/2", Vivienne from the Larkspur collection by the De Leon Design Group for Alexander Henry Fabrics.

COMING SOON ...

MEMBERSHIP LIST

A QGbtS membership list including your name, phone number, and email address will be published on-line beginning June 1, 2013.

If you have any corrections to your contact information or do not want to be included in this list, please contact Ellen Heckler via email Ellen.Heckler@gmail.com

IT'S A BEE!!!

Information submitted by Kathy Radosh

The Bee's below are open to new members:

Central Boca Bee

Place: Lincolnwood Club House

Time: Friday, 11:30 AM—3:00PM

Contact: Sarah Crew via email Crewhawken@aol.com

Note: Lincolnwood Bee will meet on April 26th and will resume meeting on the 1st and 3rd Fridays beginning May 3rd.

North Guild Bee

Sponsored by the Delray Beach Public Library

Place: Delray Public Library, 100 West Atlantic Ave, Delray Beach

Time: 10 AM—12PM on the 2nd and 4th Monday

Contact: Linda Bouvier via email LBouvier@Bellsouth.net or Karen Pugh, LarryWPugh@aol.com

South Guild (aka Snowbird Bee)

Sponsored by the Lighthouse Point Public Library

Place: Dixon Ahl Community Center, Lighthouse Point

Time: Wednesday, November thru April, 11:00AM—2:30PM

Contact: Kathy Radosh, KMRadosh@comcast.net, or 954-683-4677

NOTE: The Snowbird Bee will meet every Wednesday in April.

Start a BEE:

Hand Applique Bee: if interested in forming a Hand Applique Bee, please contact Joan Cohn via email Cohn666@aol.com or 561-998-1986.





DEPARTMENT OF VETERANS AFFAIRS
Medical Center
9800 W. Commercial Blvd.
Sunrise, FLORIDA 33351

January 07, 2013

In Reply Refer To: 546R/135OP

Dear Ms. Andrea:

On behalf of the Broward VA Outpatient Clinic patients and staff, we would like to extend our appreciation to you for your donation of quilts. Your thoughtfulness reflects the concern that you feel for our Veterans and for the service they provided to all of us while in service to our country.

Without your support, we could not provide for the smaller niceties that make hospitalization more bearable. Your thoughtfulness also reflects the concern and compassion that our community feels for our Veterans.

Thank you for your continued support.

Sincerely,

A handwritten signature in blue ink that reads "Christina A. Bridgeman".

Christina A. Bridgeman, MHRM
Chief, Voluntary Service

In accordance with VHA Directive 4721, we are required to state "The Department of Veterans Affairs did not provide you, the donor, any goods or services in consideration in whole or part for your contribution."

KUDOS KORNER

- Thank you Diane Provost for donating a gorgeous quilt to Grace Community Church for their fund raiser and thank you to Susan Freudenthal for a superb quilting job!
- Thank you to all our members who continue to participate in Quilts of Valor.
- Thank you to all our members who continue to participate in the Red Door Projects.



QUILTS OF VALOR

Thank you to our members who have so graciously donated their time and fabric to Quilts of Valor.

Keep the Quilts of Valor blocks coming.

We can always use Red, White, and Blue fabrics, and finished blocks are always welcome. Please bring your donations to any meeting.

Quilts of Valor kits will be **available at the April Guild Meeting.**

Your participation in this program is appreciated by our soldiers.



MISSING QOV BLOCKS

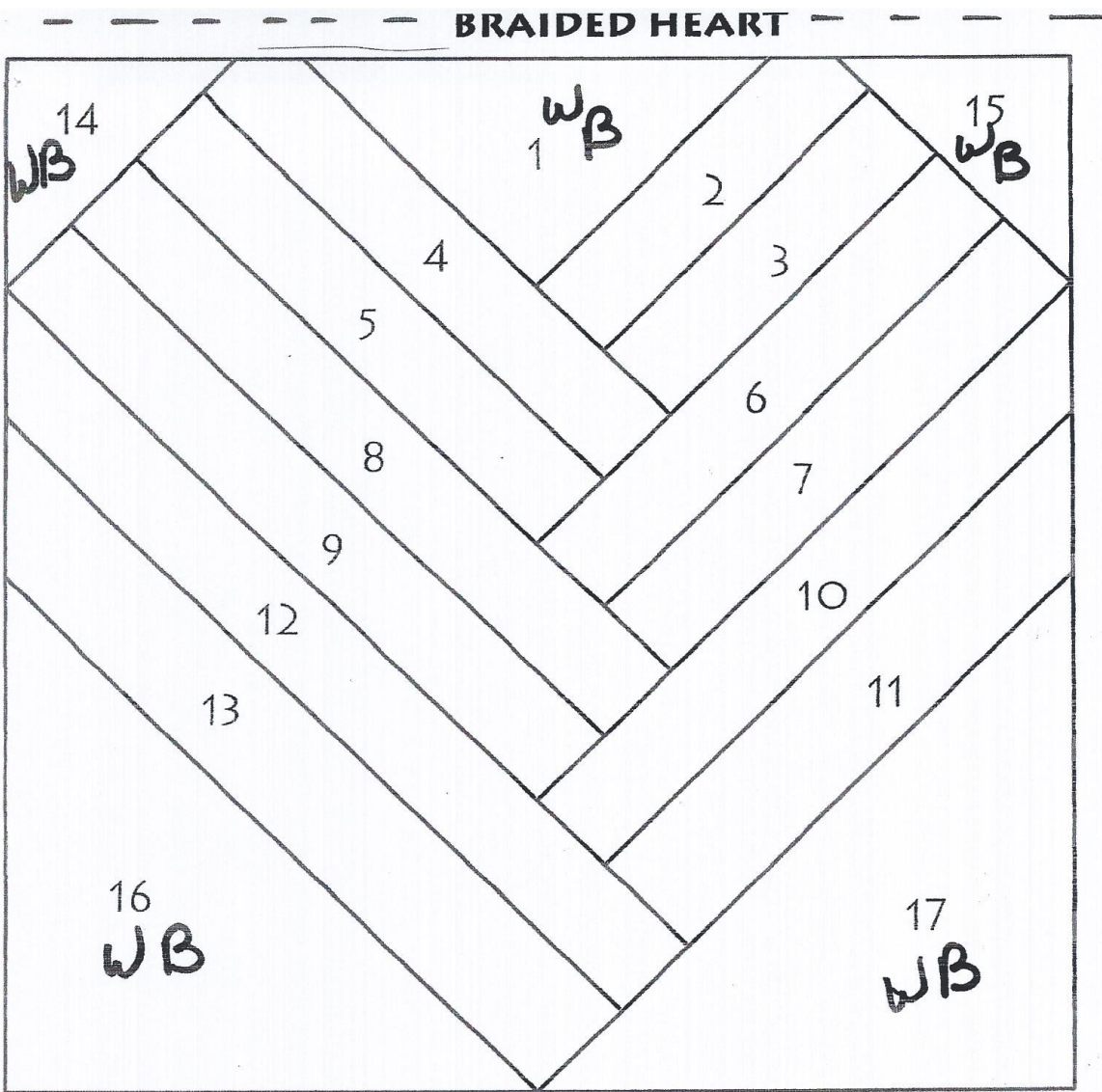
Several QOV block kits have not been returned.

If you have these blocks, please return them to Diane regardless of the sewing stage they are in.

Thank you.



RED DOOR PROJECT HEART BLOCK—BRAIDED HEART



WB = White Background Fabric

Option:

When paper piecing is finish, use a 2 1/2" x WOF strip in Medium or Dark color to frame your hearth block.

Start sewing the strip on the 2 sides, press. And then sew the strip to the top & bottom, press.

Thank you!



We have wonderful books. Take the opportunity to look through or borrow a book or magazine that interests you.

All books must be checked out and returned at the next Guild Meeting. Late fees will be charged when applicable. Thanks to all who have donated!

Guild Librarians:

Joan Cohn & Elaine Greenberg

Library Hours: 9:30—10:00 AM during every Guild meeting.



IS SOMEONE WEARING A FLIP FLOP PIN?

If someone at the guild meeting is wearing a quilted flip flop pin, introduce yourself and give them a warm welcome. New members will wear these cute pins to identify themselves to other members.



RED DOOR PROJECT UPDATE

We continue to have an overwhelming response to the Red Door Project. We have had several more donations of fabric, quilt tops, blocks and batting.

Thank you to Ruth Goode, Blairsville, Ga. For her generous donation of \$50.00 for batting for the Red Door quilts.

Join us! We meet the first Thursday of every month.

Location: Lincolnwood Clubhouse

Hours: 9:00AM to 3:00 PM

There is something to do for everyone!

The next Red Door Workshop will be held on Tuesday, May 2, 2013.



2013 QUILT CHALLENGE GUIDELINES

Theme: Galaxy of the Stars

Size: Any size up to twin

- Must be a pieced project
- Must have a 4" hanging sleeve on the back
- Deadline is August 13, 2013
- Must be accompanied by a 3"x5" card with your name, name of quilt, and any other description
- Your name must be on the back of your project
- Prize: \$25.00 gift certificate. Pieces will be judged at the October 2013 guild meeting by the members.



For additional information, contact Janet Eckard via email:

janeteckard42@yahoo.com



Build –A-Quilt: Block #3


Cutting instructions:

From 2 ½" DARK strip, cut twelve (12) 2 ½" squares + eight (8) 1 ½" x 2 ½" rectangles.

From 1 ½" DARK strip, cut eight (8) 1 ½" squares

From 2 ½" MEDIUM strip, cut sixteen (16) 2 ½" squares + sixteen (16) 1 ½" x 2 ½" rectangles

From 2 ½" LIGHT strip, cut eight (8) 2 ½" squares + eight (8) 1 ½" x 2 ½" rectangles.



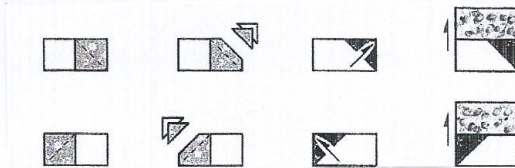
Sewing Instructions:

Refer to "Making Half-Square-Triangle" and pair two (2) 2 ½" DARK squares with two (2) 2 ½" MEDIUM squares. Sew the pairs together to make 2 DARK/MEDIUM HST.

Refer to "Making Half-Square-Triangle" and pair two (2) 2 ½" MEDIUM squares with two (2) 2 ½" LIGHT squares. Sew the pair together to make 2 MED/LIGHT HST.


Refer to "Making Flying Geese" and sew one (1) DARK 1 ½" square to one end of a 1 ½" x 2 ½" LIGHT rectangle as shown. Trim the excess fabric leaving ¼" seam allowance and press toward the DARK.

Repeat sewing a DARK 1 ½" square to one end of another 1 ½" x 2 ½" LIGHT rectangle as shown. Trim the excess fabric leaving ¼" seam allowance and press toward the DARK. Sew each unit to a MEDIUM 1 ½" x 2 1/2" rectangle, press toward the MEDIUM. Follow the diagram below:



Sew one (1) DARK rectangle and one (1) MEDIUM rectangle, right sides together, lengthwise. Press the seam toward the Dark. Repeat to make 2 units.

Lay out one DARK 2 ½" square in the center and the other units around it using the diagram as reference. Sew the pieces in rows and then sew the rows together to complete the block.



Repeat 3 times to make 4 identical 6 ½" x 6 ½" unfinished blocks

Identify these blocks as #3

Happy Piecing!

ANNUAL MEMBERSHIP DUES

QGbtS annual membership dues for 2013 **remain \$30.00.**

'MEMBERSHIP HAS ITS PRIVILEGES'

Paid members of the QGbtS are eligible to:

- participate in Guild programs
- participate in workshops at a reduced rate
- receive monthly newsletter
- place ads in the classifieds.

Guests are welcome to attend our meetings with a donation of \$5.00 per month twice during a year.

For information, contact Ellen Heckler.



Quilters Anonymous

SPRING IS HERE.

TIME TO JUMP INTO NEW SPRING PROJECTS.
ENJOY SPRING FLOWERS AND TAKE TIME TO DANCE IN THE RAIN.



TREASURER'S REPORT

(3/31/2013)

Balance 2/28/2013	\$5,196
Income	\$1,215
Expenses	\$ 396
Balance	\$6,015

Submitted by Lee Hasse,
Treasurer

FROM GOLD COAST QUILT GUILD



Carol Stoltenberg just uploaded a new slide video to their You Tube page.

Check out :

www.youtube.com/theGCQG

"FABRIC DESIGNS FROM IDEAS TO QUILT" BY Judy Hansen

QGbtS will welcome Judy Hansen for a lecture during our April 9th guild meeting. Judy will have lots of show and tell, and the theme is **"Fabric Designs from Idea to Quilt!"**.

Judy will bring lots of original paintings and the actual process/steps they go through on the way to a fabric - takes about one year!

Judy is the owner of Quilt Shop of DeLand for the past 12 years, author of 3 books and over 75 patterns, and a DVD on Free Motion Quilting. Fabric Designer for Fabric-Quilt/Paintbrush Studio for the past 4 years. Judy recently appeared on the Fons & Porter Show as a guest instructor and teacher in Houston Quilt Market for the past 3 years.



Judy's workshop will be on April 10th. Reservations and payments are required. See Diane Provost or Lee Hasse for seat availability.

17th BIENNIAL ORANGE BLOSSOM RETREAT

June 4 - 9, 2013

Lake Yale Convention Center, 39034 County Road 452, Leesburg, FL 34788

Come enjoy quilting at a beautiful lake setting with friends from several states and all over Florida.

Bring your quilting projects, enjoy shopping at your leisure, show and tell, quilting games including Quilto (1 fat quarter = 1 playing card.) Also bring your items to give away for our "What Was I Thinking?" table. You may set up at your table any items you wish to sell.

4 nights, starting June 5 (Wednesday—Sunday w/meals Wed lunch-Sun lunch)

Doubles \$278, Singles \$378

5 nights, starting June 4 (Tuesday-Sunday w/meals, Tuesday lunch-Sunday lunch)

Doubles \$320, Singles \$445

Deposit of \$125 due now to hold your place.

BALANCE DUE APRIL 1, 2013.

No refunds within 30 days of retreat. If your roommate cancels, you will be charged the single rate, unless there is another roommate for you.

Our exchange will be a pincushion. There are a number of websites with wonderful ideas for free patterns.

Please email me for registration form and further information.

Debbie Cassidy

emeraldoks@gmail.com

HIBISCUS QUILT GUILD OF SOUTH FLORIDA has sent us the following information for their upcoming classes that are open to non-members.


Classes are being held at Salvation Army, 4051 Kirk Road, Lake Worth, Fl.

Fabric Mandalas Class:

Friday, April 5, 2013, 5:30-9:30

Fee: \$40.00 (\$15.00 + \$25.00 kit)

Create a beautiful 18"x24" wall hanging with floating mandalas, which are circular designs, easily made with fabric and fusibles. You can choose from many designs and color schemes. Each student's piece is unique! No stitching in class. The finished piece can be quilted later or wrapped around a canvas as is. All skill levels. Everything is provided except for scissors, tweezers, rotary mat and rotary cutter (see below); Debbie will have some you can borrow if you don't already have them.



Fantasy Fish Class

Saturday, April 6, 2013, 9:00 AM—4:00PM

Fee: \$40.00 (\$15.00 + \$25.00 kit)

Imagine an underwater paradise that you can make using fabric and fusibles! With your choice of patterns, Fantasy Fish are fun to create. Make fins or even whole fish 3-D, so they really pop off the scene! Add a reef and kelp - it's easy. No stitching. The finished 18"x24" piece can be quilted later or wrapped around a canvas as is. All skill levels. Everything is provided except for scissors, tweezers, rotary mat and rotary cutter (see below); Debbie will have some you can borrow if you don't already have them.



Dodie Watson's Quilted Jacket

May 11, 2013, 11:30 AM—4:00 PM,

Fee: 15.00

Birds and Flowers (Pattern can be purchased at Buttonwood Quilt Shop)

June 8, 2013, 11:30 AM —4:00 PM

Fee: \$45.00

Please send your class fees to: Hibiscus Quilt Guild of South Florida, c/o Workshops, 7556 Lake Worth Road, #105, Lake Worth, Fl. 33467

BQE 2013 GALLERY



BQE 2013 GALLERY



BQE 2013 GALLERY



BQE 2013 GALLERY



BQE 2013 GALLERY



BQE 2013 GALLERY

