



**CURRENT OFFICERS:**

**President:**

Susan Freudenthal

[561-791-3203](tel:561-791-3203)

[Sufu35@aol.com](mailto:Sufu35@aol.com)

**Vice President:**

Lee Hasse (561-392-6866)

[lmhasse@hotmail.com](mailto:lmhasse@hotmail.com)

**Treasurer:**

Marie-Christine Leavitt

(561-404-9067)

[mcglquilt@gmail.com](mailto:mcglquilt@gmail.com)

**Secretary:**

Melinda Schwartz

(561-613-5264)

[MelindaSchwartz83@gmail.com](mailto:MelindaSchwartz83@gmail.com)

**Membership Director:**

Ellen Heckler (561-245-8280)

[Ellen.Heckler@gmail.com](mailto:Ellen.Heckler@gmail.com)

**Program Director:**

Rochelle Staiano

(561-509-9914)

[sashakins@hotmail.com](mailto:sashakins@hotmail.com)

**Publication Director:**

Deb Shoemaker

(954-629-1720)

[DebShoemaker22@gmail.com](mailto:DebShoemaker22@gmail.com)

**THE BIG BEE**



**IS SOMEONE WEARING A FLIP FLOP PIN?**



If someone at the Guild meeting is wearing a quilted flip flop pin, introduce yourself and give them a warm welcome. New members will wear these cute pins to identify themselves to other members.

**WELCOME TO OUR**

**NEW MEMBERS:**

Alice Van Lennep

**WELCOME TO OUR GUEST:**

Laura Coe

**FAT QUARTER OF THE MONTH DRAWING**

**WINNER:**

Linda Adamcik

**2016 BUDGET COMMITTEE**

Interested in becoming a member of the 2016 Budget Committee? Please contact Susan Freudenthal, [Sufu35@aol.com](mailto:Sufu35@aol.com).

If anyone has any guild expenses that need to be budgeted for 2016, please contact our Treasurer, Marie-Christine Leavitt, [mcglquilt@gmail.com](mailto:mcglquilt@gmail.com).


**THANK YOU GRACE COMMUNITY CHURCH**

We invite you to help us thank Grace Community Church. Every year we present Grace Community Church with a quilt to show our gratitude for its generosity.

This year's Grace Community Donation quilt will be handmade or machine applique flower blocks. All are invited to participate.

Guidelines for this year's project:

- Hand or machine appliqué flower blocks
- Flowers in pastel colors (solid or prints)
- Background is white/off white (solid or tone on tone), cut a 12" sq.
- Finished appliqué may not exceed 9 1/2"sq.
- Center your design in the 12" background.
- Do not cut the background after appliqué is done,
- Pattern of your choice or you may choose a pattern from our selection.
- No embellishment on the block please.



If you have pastel fabrics to spare, please bring pieces of 6" x 12" to share with other members. We will also have some fabrics for which you can pick.

Blocks are due no later than the October Guild Meeting.

**Note for our Snowbirds:** Blocks can be mailed to: QGbtS, PO box 64, Boca Raton, FL 33429

Thank you and have a great summer!

For more information please contact Diane Provost [561-409-3114](tel:561-409-3114) [paquinprovost@gmail.com](mailto:paquinprovost@gmail.com)

**EVENT CALENDAR:**

**August 18, 2015**

- QOV Workshop

**August 26, 2015**

- Red Door Workshop

**September 8, 2015**

Quilt Guild Meeting

- Shloe Kerness Trunk Show
- Fat Quarter: Neutrals

**September 8, 2015**

- Fidget Quilt Workshop

**September 9, 2015**

- Star Fusion by Shloe Kerness

**September 15, 2015**

- QOV Workshop

**September 23, 2015**

- Red Door Workshop

**September 24-26, 2015**

- QuiltFest in Jacksonville, Fl.

**October 6–9, 2015**

- QGbtS Retreat, Sebring, Fl.

**October 13, 2015**

Quilt Meeting

- Program: Quilt Challenge Presentation
- Blocks due for church quilt
- Show 'n Tell
- Fat Quarter: Circles

**October 13, 2015**

- Fidget Quilt

**UPCOMING WORKSHOPS:**

**Star Fusion by Shloe Kerness**

Date: September 9, 2015

Location: Grace Community Church, El Rio Room

Time: 10:00 AM—3:00 PM

Fee: \$45.00 (Block Loc ruler will be available for purchase)



**Thread Doodling by Linda Freyer**

Date: October 14, 2015

Location: Grace Community Church, El Rio Room

Time: 10:00-3:00

Fee: \$30.00



**Precision Piecing by Barbara Hahl**

Date: November 11, 2015

Location: Grace Community Church, El Rio Room

Time: 10:00—3:00

Fee: \$30.00

**Workshop Refund Policy:** Workshop fees are refundable up to **5 days** prior to scheduled date.

**EVENT CALENDAR:**

**November 6-7, 2015**

- Quilt Show: Brandon, Fl.

**January 8-9, 2016**

- Quilt Show: Fort Myers, Fl.

**January 23-24, 2016**

- Quilt Show: The Villages, Fl.

**February 4-6, 2016**

- 'Quilting in Paradise' Quilt Show: Port St. Lucie, Fl

**February 12-16, 2016**

- Suncoast Quilt Expo in Palmetto, Fl

**February 19-20, 2016**

- Quilt Show: Punta Gorda, Fl

**February 25-27, 2015**

- AQS Show, Daytona Beach, Fl.

**WEBSITES, WEBSITES, WEBSITES from Deb Shoemaker**

There are so many websites available now with lots of information, patterns, etc. Several quilters have sent me information and links to several sites over the last year, and thought I would share them with you. I hope you find these interesting and useful.

**General (Patterns, Techniques, Video, Blog, etc) :**

- Allpeoplequilt.com
- Amimasquilts.com
- Creativebug.com
- Nationalquilterscircle.com
- Pieceandquilt.com
- Quiltingdaily@interweave.com
- Quiltoutloud.com
- Quiltersresources.net
- Quiltviews.com
- Stitcherydickorydock.com
- Thoughtandfound.wordpress.com

**Patterns, Fabrics and Embellishments:**

- APQshop.com
- Henryglassfabrics.com
- Meinketoy.com
- Quiltpatternmagazine.com
- Quiltpro.com (block of the day)

**Quilt Show/Event Calendars:**

- Fonsandporter.com/events\_quilt\_shows.html
- Thecountryregisteronline.com/florida/events.html

**Social Network:**

- Quiltersbug.com

**GOOD NEWS ...**

**BAD NEWS...**



The "GOOD" news is that our guild membership has now exceeded 111 members! My how we have grown in just a few years.

The "Bad" news is that due to the number of members we now have, we're exceeding the capacity for our meeting space and will no longer be able to accommodate guests from December through March.

**FAT QUARTER OF THE MONTH: Kitty Kitty Christmas Panel**



The cats on this panel are lighthearted and have big smiles to welcome in the holidays. In cardinal red & dark red, Kelly & emerald green, caramel, yellow, orange, light tan, dove gray, white and black. The kitties are garbed in bows, vests, hats or these kitties bake, decorate and even exchange presents. Each panel is 24" and has 15 frames that are 7 1/2" wide and one side is bordered with holiday decorations. This is the 'Kitty Kitty Christmas Panel' from the 'Kitty Kitty Christmas' collection by Loralie Harris for Loralie Designs.

**IT'S A BEE!!!**

**Lincolnwood Bee:**

Meets 1st and 3rd Friday of the month at 10:00 AM-3:00 PM at Lincolnwood Clubhouse: Aug. 7, Sept. 4 & 18, Oct, 2, 16, & 30, Nov. 6 & 20, and Dec. 4 & 18.



**Note: August 21st Bee at Lincolnwood is cancelled.**

**RETREAT REMINDER**

The 2015 QGbtS Retreat in Sebring is coming up quickly, October 6-9, 2015.

**REMINDER:**

The balance for the retreat is due by or at the August meeting. Double room balance is \$110, and single room balance is \$180.

For any additional information, contact Melinda Schwartz.



**ANNUAL MEMBERSHIP DUES**

QGbtS annual membership dues for 2015 remain **\$30.00**.

**'MEMBERSHIP HAS ITS PRIVILEGES'**

Paid members of the QGbtS are eligible to:

- participate in Guild programs
- participate in workshops at a reduced rate
- receive monthly newsletter
- place ads in the classifieds.

Guests are welcome to attend our meeting, during the months April through November, with a donation of \$5.00 per month, twice during a year. Dues are non-refundable.

**MEMBERSHIP DIRECTORY**

Please submit changes, additions or deletions for the membership directory.

Send changes to Ellen Heckler via email: [Ellen.Heckler@gmail.com](mailto:Ellen.Heckler@gmail.com)

**BE CONSIDERATE!**

- Please refrain from wearing perfume to the membership meetings and workshops; many of us have allergies!
- Please turn off cell phones.
- Please don't talk during a presentation.

Thank you.

**RED DOOR PROJECT UPDATE**

- **Thank you** to Karen Pugh and the members of QGbtS who, once again, so graciously volunteered their time and talents to create another 12 quilts that were delivered to the BRCH's Norman Jackson Infusion Therapy Unit.
- Anyone willing to participate in Red Door, please see Karen Pugh or Janet Eckard.
- **Join us for upcoming Red Door Workshop** at Grace Community Church, El Rio Room on August 26, 2015.



There is something to do for everyone!



**COMFORT BEARS**

Joanne Miller is accepting Comfort Bears for the winter holiday and for the sick children at the Children's hospitals. For information, contact Joanne Miller at [Barniesmom123@gmail.com](mailto:Barniesmom123@gmail.com).



**FIDGET QUILTS**

Last month, Linda Eddy, Chairman of Fidget Quilts for Alzheimer patients, and QGbtS members have been busy creating unique and fun Fidget Quilts for the BRCH's Alzheimer Unit. Our goal is 24; we are off to an excellent start!

The next workshop will be held on Tuesday, August 11th after the guild meeting.

Join us ... everyone is welcome to attend. Bring your lunch, your machine, fabric remnants, notions, & assorted doodads to create a small quilt for an Alzheimer's patient. Hand sewers are welcome.

Please let us know if you're planning on attending. Any questions, please contact Linda Eddy: [561-376-3996](tel:561-376-3996) or email: [eddylinda1007@yahoo.com](mailto:eddylinda1007@yahoo.com).



**"The Frank McGee Memorial QOV Workshop"**

Upcoming QOV Workshops:

**Tuesday, August 18th** from 9:30 to 3 at Grace Community Church.

**Friday, August 7th and September 4th** from 10 to 3 at StitchCraft

Bring your sewing machine with basic accessories, thread, and lunch. Precut kits/fabrics will be provided.

For those unable to attend the workshops and wanting to help, prepared kits are available to pick up at the workshops and guild meetings.

**LONGARMERS:** We are in desperate need of longarmers for our QOV program. If you own a quilting machine and would like to donate a bit of your time, we are providing the batting to quilt our tops. A simple all-over quilt design is sufficient.

A huge **THANK YOU** to all for your participation.

For additional information, contact Letty Covar [561-715-3819](tel:561-715-3819), [letty\\_ann@hotmail.com](mailto:letty_ann@hotmail.com) or Diane Provost [561-409-3114](tel:561-409-3114), [paquinprovost@gmail.com](mailto:paquinprovost@gmail.com)



*..: quilt of valor :.*







### 'Behind the Scenes at Quilts if Valor'

During the patriotic month of July, kudos goes to the MANY volunteers who work behind the scenes. Special recognition goes to:

- Sharon Cohen used her own fabric to construct a gorgeous waving stripe quilt top at home.
- Sylvia DeVinney pieced enough beautiful floating stars at home for a quilt top.
- Grace O'Donnell stitched this paisley BQ3 at home for QOV, and she travels from Miami to join our QoV workshops, whenever possible.
- A huge THANK YOU to Sharon, Sylvia, Grace and all the dedicated 'worker bees' who diligently and quietly sew at home for 'Veterans who have been touched by war'.





**QGbtS LIBRARY**



We have wonderful books!

Take the opportunity to look through or borrow a book, a DVD, or a magazine that interests you.

All books must be checked out and returned at the next Guild Meeting. Late fees will be charged when applicable.

**Guild Librarians:**

Joan Cohn & Elaine Greenberg  
Library Hours: 9:30—10:00 AM during every Guild meeting.

**FRIEND US!**

QGbtS now has our very own **FACEBOOK.**



Send in your pictures, comments, etc. to Joanne Miller at:  
[Barniesmom123@gmail.com](mailto:Barniesmom123@gmail.com)

**LIBRARY NEWS:** A list of the books currently in our library can be found on the QGbtS website:

[www.quiltguildbythesea.com](http://www.quiltguildbythesea.com)


**!!! BOOK SALE !!!**

There will be a book sale during the August Guild meeting. Books will cost \$1, \$2, or \$3.00.

**BOOK REVIEW:**

**The Sampler Quilt** by Diana Leone

I haven't seen many Sampler quilts around, but 15 or so years ago, they were quite the rage; Diana Leone was the grande dame of this type of quilt. When I found this book, I was delighted to have it in our library. The author includes both hand and machine piecing methods. Although the colors are a bit dated, the patterns are as modern as the ones today. There are 30 traditional patterns, and the bonus is they are great together or any one could stand alone in a wonderful quilt. This is a complete book which covers technique, supplies and finishing. This a real classic.



Review submitted by Joan Cohn

**2015 QUILT CHALLENGE**

Theme: **"Around and Around"**.

**Challenge Guidelines:**

**The entry must:**

- be any size up to and including 54" X 75". Nothing larger.
- be any shape.
- include at least one complete circle in the quilt or the entry can be a quilt without corners (circular quilt).
- use any quilting technique: pieced, appliqued, paper pieced, etc. Machine or hand quilted.
- have a 4" hanging sleeve on the back.
- have a label on the back right hand corner with your name, name of the person who did the quilting, the name of the quilt, and Quilt Guild by the Sea.
- be made and completed between August 12, 2014 and October 13, 2015. **NO Exceptions or Extensions.**

Participation is welcome for everyone at all skill levels. Need help? Ask a guild member... For further information, contact: **Janet Eckard** 561-271-5987

**2015 BUILD-A-QUILT—BLOCK 11 INSTRUCTIONS:**

**A MESSAGE FROM LINDA:** Here is Block 11. Time has flown by. I hope everyone is staying on track with making their blocks. We have one more block to complete and the finishing instructions. I am so excited, I can't wait to see everyone's colors. Let me know if anyone needs my help.

**Nine Patch Nirvana**



**Star Player**

Size: 12"

**Cutting Instructions:**

| <b>*Fabric:</b> | <b>Size &amp; Shape:</b>  | <b># to Cut:</b> |
|-----------------|---------------------------|------------------|
| A (Lt. Orange)  | 2-1/2" Square             | 8                |
| B (Blue)        | 5-1/4" Square             | 2                |
| B (Blue)        | 4-1/2" Square             | 1                |
| C (Cream)       | 2-1/2" Square             | 4                |
| C (Cream)       | 2-1/2" x 4-1/2" Rectangle | 4                |
| C (Cream)       | 5-1/4" Square             | 2                |

**Sewing Instructions:**

**Step 1:** Using a ruler and a pencil, draw a diagonal line on the wrong side of four Color A (lt. orange) 2-1/2" squares.



**Draw lines**

**Step 2:** With right sides together, place a 2-1/2" Color A (lt. orange) square on the upper right corner of a Color B (blue) 4-1/2" square. Sew along the drawn line and trim excess fabric 1/4" inch above the seam. Press seam allowance toward the corner. Repeat in the remaining three corners.



**Sew, trim, and press in each corner. Make 1.**

**Step 3:** Using a ruler and a rotary cutter, cut each Color B and Color C 5-1/4" squares twice diagonally as shown below.

2015 BUILD-A-QUILT—BLOCK 11 INSTRUCTIONS (Continued):

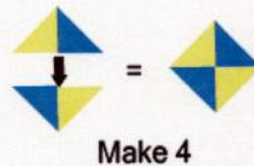


Cut each twice diagonally

**Step 4:** With right sides together, sew the Color B (blue) and Color C (cream) triangles along one short side as shown below. Press the seam allowance toward the darker fabric.




**Step 5:** With right sides together, sew the Step 4 units together as shown below. Press the seam allowances to one side.



**Step 6:** With right sides together, sew the Color A and Color C 2-1/2" squares together as shown below. Press the seam allowances toward the darker fabric.



**Step 7:** With right sides together, sew the Step 6 units to the Color C (cream) 2-1/2" x 4-1/2" rectangles as shown below. Press the seam allowance toward the rectangle fabric.



**Step 8:** Using the block image at the top of the page as your guide, arrange the nine block units. Sew them first into rows, pressing the seams of the top and bottom rows away from the center and the seams of the middle row toward the center. Sew rows together to finish the block and press seams toward the center.

**Your block should measure 12-1/2" at this point. It will measure 12" when it is sewn into the quilt.**

## 2015 QUILT BLOCK CONTEST

Theme: **PALM BEACH COUNTY** (Pictured: Wave (2009) by Barbara Grygutis, Palm Beach County Convention Center)

Deadline: All entries MUST be postmarked **By OCTOBER 3, 2015**  
(No Exceptions)

Sponsored by: **SOUTH FLORIDA FAIR and PALM BEACH COUNTY QUILTERS' GUILD**

The Theme for the 2016 South Florida Fair and Palm Beach Quilters' Block Contest is "PALM BEACH COUNTY".

Cash prizes: First place \$100, second place \$50, and third place \$25. Approximately 19 winners will have their blocks incorporated into the 'PALM BEACH COUNTY' quilt. All winners will receive a pair of Fair tickets and a \$10.00 Joann's Gift Card, or comparable prize of the Committee's choosing.

This is the 31st year for the contest, where the Palm Beach Quilters' Guild members design a quilt top with the winning blocks, which is then quilted and displayed at the PBCQG booth located in Building 5 during the South Florida Fair, January 16—February 1, 2016.

### RULES:

- The contest is open to everyone. Employees of the South Florida Fair and their families are not eligible.
- Blocks made by more than one person will not be accepted for judging. The quilt block must conform to the Contest Theme, which is PALM BEACH COUNTY. You may design your own block or make a traditional block recognizable to the theme, including anything that is recognized as pertaining to PALM BEACH COUNTY.
- **The completed block must measure 13 inches square or larger.** It will be sewn to a **finished size of 12 1/2 inches square** in the quilt. The extra inch allows for design choices, and for seaming and alignment of blocks.
- Any technique (patchwork, applique—hand or machine, etc.) is acceptable as long as it is attached so that it will not come off and will lay flat for the finished quilting and can be quilted.
- Embellishments or threadwork must be securely attached and not distort the block, so the block will lay flat.
- Fabrics must be woven, prewashed, 100% cotton.
- Do **NOT** quilt your block.
- Do NOT finish the edge of your block by hemming, zigzagging, or bordering.
- You may enter more than one block, but only one block per person can win and be included in the quilt.

### HOW TO ENTER:

- Complete the official entry form available online at [www.palmbeachquilters.com](http://www.palmbeachquilters.com), your local quilt shop, or by sending a self-addressed, legal-sized, stamped envelope to: Palm Beach Quilters' Guild, Attn: Fair Block Contest, P.O. Box 18276, West Palm Beach, Florida 33416.
- Safety pin the entry form to the back of the block. DO NOT sign your name on the front of the block.





**2015 QUILT BLOCK CONTEST (CONTINUED)**

- Mail the completed block to:

2016 South Florida Fair Quilt Contest

Attn: Lorie Stinson

South Florida Fair Exhibits and Special Events Manager

P.O. Box 210367

West Palm Beach, Fl 33421

**CONDITIONS OF ENTRY:**

- All winning quilt blocks become the property of the South Florida Fair and Palm Beach County Quilters' Guild.
- The South Florida Fair and Palm Beach Quilters' Guild will not be responsible for lost, late or misdirected mail.
- Illegible, incomplete or damaged entry blacks or quilt blocks will be disqualified.
- Quilt blocks that are too small will **not** be accepted.

**JUDGING:**

- All quilt blocks will be judged by qualified quilt judges, selected by Palm Beach County Quilters' Guild.

**NOTIFICATION OF WINNERS:**

- Winners will be selected and notified by mail along with the judge's critique. Non-winning blocks will be returned, if requested, also with a judge's critique.

SHOW 'N TELL— JULY



SHOW 'N TELL— JULY



SHOW 'N TELL: FIDGET QUILTS



**WACKY HOLIDAYS**

**August 2:** Friendship Day

**August 3:** National Watermelon Day

**August 6:** Wiggle Your Toes Day

**August 7:** National Lighthouse Day

**August 9:** Book Lover's Day

**August 10:** Lazy Day

**August 13:** Left Hander's Day

**August 16:** Tell a Joke Day

**August 22:** National Tooth Fairy Day

**August 25:** Kiss & Make Up Day

**August 26:** National Dog Day

**August 26:** Women's Equality Day

**August 27:** Global Forgiveness Day

**August 30:** Toasted Marshmallow Day



