



# QUILT GUILD BY THE SEA NEWSLETTER

August 2021

VOLUME 11, ISSUE 8

August 10, 2021

## Guild Meeting

- **Program:**  
"Speedy Solutions for Cutting & Organizing Your Scrap Stash!" presented by Lori Dickman
- Hot Seat Poker

## Volunteer Needed:

- Assistant Treasurer:  
Learn and assist the current treasurer with the ins and outs of the position.

Contact Marie Christine Leavitt for information:  
[mcgquilt@gmail.com](mailto:mcgquilt@gmail.com)

## Guild Address:

Quilt Guild by the Sea  
PO Box 64  
Boca Raton, FL 33429

**Meeting Place: Zoom  
until further notice**

## President Letter

Dear Guild Members,

Hope all is well at your house. August here in South Florida and it's a good time to spend time in our sewing rooms. It is very hot and then almost every afternoon we get that surprise rainstorm. It's amazing how fast everything grows from the rainwater. All my plants and the yard are green and lush. I find myself glad for the afternoon showers.

Hope to see all of you at our General Meeting, on Zoom, on August 10<sup>th</sup>. We have a wonderful speaker, Lori Dickman, to help us manage our stash. Lori has scrapping rules and ideas that I need to learn, and I'm sure I'm not the only one; Lori's program is "Speedy Solutions for Cutting & Organizing Your Scrap Stash". Remember to register in advance and, of course, we welcome guests. Guests need to register in advance and there is a \$10.00 fee.

I hope that you're looking forward to our QOV and Outreach Program Workshop on Tuesday, August 24, 2021. We will be meeting at BRCC in the Royal Palm Room from 9:00 AM – 3:00 PM. There is plenty of room for social distancing. Masks are recommended and welcome. I hope that the Covid 19 is under better control by then and that many of you feel safe attending. Bring your machine and sewing supplies. Ellen Heckler is requesting helpers to put fidget kits together. If you cannot stay and sew, but have finished items to turn in, that will be great also.

We have cancelled our parking lot meeting on September 15<sup>th</sup>. Please feel free to bring any quilts that have been finished on August 24<sup>th</sup>; QOV, Comfort Quilts, Comfort Bears, Hats, and Fidgets will all be there.

My collection of "What Was I Thinking" is growing and I have found some surprises among my treasures. Like scissors I forgot I had. Oh darn, there is that thread that I spent two days looking for last month. Who put that book in this bag, etc. If we all go through our stash, we'll have a wonderful sale in December.

Please send show and tell pictures to Deb for the newsletter. If you took Trudy's class, please share what you learned in pictures. Thanks.

Happy Sewing!

Pat



**CURRENT OFFICERS:**

**President:**

Pat Lynes  
(909-331-7549)  
[patlynes29@gmail.com](mailto:patlynes29@gmail.com)

**President-Elect:**

Sarah Crew  
(561-809-0244)  
[sfcrew41@gmail.com](mailto:sfcrew41@gmail.com)

**Secretary:**

Marcia Degner  
(561-243-1776)  
[msdegner@gmail.com](mailto:msdegner@gmail.com)

**Treasurer:**

Marie-Christine Leavitt  
(561-699-2216)  
[mcglquilt@gmail.com](mailto:mcglquilt@gmail.com)

**Membership Director:**

Ellen Birnbaum  
[twinee38@gmail.com](mailto:twinee38@gmail.com)

**Program Director:**

Sheryl Platt  
(561-756-5179)  
[Sherylplatt3@gmail.com](mailto:Sherylplatt3@gmail.com)

**Publication Director:**

Deb Shoemaker  
(954-629-1720)  
[DebShoemaker22@gmail.com](mailto:DebShoemaker22@gmail.com)

**Technology Director:**

Ann Ford  
(512-289-0797)  
[ann.k.ford@gmail.com](mailto:ann.k.ford@gmail.com)

**QOV Program Chair:**

Rochelle Staiano  
(561-509-9914)  
[sashakins@hotmail.com](mailto:sashakins@hotmail.com)

**Outreach Program Chair:**

Linda Eddy  
(561-376-3996)  
[eddylinda1007@yahoo.com](mailto:eddylinda1007@yahoo.com)

**UPCOMING PROGRAM & WORKSHOP HIGHLIGHTS:**

**August 10, 2021**

**Program: "Speedy Solutions for Cutting & Organizing Your Scrap Stash!" presented by Lori Dickman**

Learn Lori's "Scrapping Rule" how she sorts and identifies value, and all her speedy methods of turning an unorganized stash of wrinkled scrap fabrics into a beautifully organized stash of all your scrap fabric stored by size and value or theme! She has some great ideas for storage solutions. You'll learn to quickly turn the fabrics you love into fantastic quilts.



**QuiltingwithLori.com—Virtual Order & Info Page**

**Use Coupon: FREESHIPLECT** on Minimum \$25 order

**Use Coupon: 3PATTERNS25** for 3 patterns for \$25  
& Free Shipping

**For Lecture attendees:**

<https://quiltingwithlori.com/store>

**Sign up for free e-book:**

<https://quiltingwithlori.com/>

## CARING HEARTS



Best Caring Hearts is an on-going part of our newsletter. Any information to be included in this portion of the newsletter should be emailed to: [DebShoemaker22@com](mailto:DebShoemaker22@com).

## HOT SEAT POKER

Make sure you stay until the end of the meeting to play Hot Seat Poker.

Two



lucky winners receive a \$25.00 Gift Certificate from one of the quilt shops or long-armers advertising with us. Your choice!

June's lucky winners:

- Ann Ford
- Marie Christine Mc Leavitt

## SAVE THE DATE

**QOV AND OUTREACH PROGRAM WORKSHOP—AUGUST 24th**

**Boca Raton Community Center 9:00 AM— 3:00 PM**

In-person (one table per person)

Social Distancing (Masks are mandatory!)

Bring your sewing machine

## THE 2021 QUILT CHALLENGE "WORDS TO THE WISE"

Make a wall quilt using a phrase, quotation or meaningful words as your inspiration. **The wording must be readable on the front of the quilt, in any size.** Pre-printed commercial fabric cannot be used for the inspiration wording.



All quilting techniques and surface embellishments are allowed: piecing, appliqué, embroidery, painting, foiling, beading, free-motion, etc. It's YOUR quilt!

Size: No smaller than 18x18" (or a 72" perimeter) and no larger than 24"x24" (or a 96" perimeter). Any shape is acceptable within the perimeter measurements. A hanging sleeve will be

required if we are having a live meeting.

Due date: October 12, 2021 General Meeting. If the meeting is live, bring your quilt. If the meeting is via Zoom, Deb Shoemaker will need your quilt photos one week prior to the meeting.

Details: One entry per member. There will be a prize for Viewer's Choice and a prize by random drawing from among all participants. The same member cannot receive both prizes.

Some thoughts: Your inspiration can come from a statement by a famous person, from a book or movie title, from your quilting passion or from those things your mother taught you. Put on your thinking cap and have fun with it!

Questions? Email Marcia Degner at [msdegner@gmail.com](mailto:msdegner@gmail.com).



**WELCOME**

- Sherry Ramston



- Sue Glasnapp has asked if there are any members that might be interested in making a quilt for her friend, contact Drew Boslow, [Dfb526@comcast.net](mailto:Dfb526@comcast.net), 561-251-3004
- **CANCELLED** — The QOV and Outreach Program Dropoff for September 15 has been cancelled. Please bring any completed projects to the QOV/ Outreach Program Workshop on August 24th at the BRCC.

**TRUDY CLEVELAND WORKSHOP—PHOTO COLLAGES:**



Rochelle Staiano

**proquiltinate**

pro.kwilt.i.nate  
VERB

1. to work on quilting projects when one should be doing dishes, folding laundry, or picking up one's children from school

"I had planned on cooking dinner but instead I ended up proquiltinating."

TRUDY CLEVELAND WORKSHOP—PHOTO COLLAGES:



Deb Shoemaker

TRUDY CLEVELAND WORKSHOP—PHOTO COLLAGES:



Deb Shoemaker

TRUDY CLEVELAND WORKSHOP — QUILT PHOTO COLLAGES:



Sheryl Platt



TRUDY CLEVELAND WORKSHOP – QUILT PHOTO COLLAGES:



Sarah Crew



2021 ANNUAL



**MEMBERSHIP DUES**

**'MEMBERSHIP HAS ITS  
PRIVILEGES'**

**Membership dues have been lowered for 2021 to \$36.00.**

Please note that as a not-for-profit organization, we **can** accept donations. So, feel free to pay whatever you would like - but no less than \$36.

Paid members of the QGbtS are eligible to:

- participate in Guild programs
- participate in workshops
- receive monthly newsletter
- place ads in the classifieds.
- Dues may be paid by credit card or PayPal on the Guild's website: [QuiltGuildbythe-Sea.com](http://QuiltGuildbythe-Sea.com) or checks may be sent to the PO Box.
- Dues are non-refundable.

For further information contact:

Ellen Birnbaum by  
[emailtwinee38@gmail.com](mailto:emailtwinee38@gmail.com)

**"THE FRANK MCGEE MEMORIAL QOV WORKSHOP"**

**The QOV Workshops**

The next QOV/Outreach Program workshop will be held on **August 24, 2021 at the Boca Raton Community Center** from 9:00 AM—3:00 PM. Masks will be required; social distancing will be enforced—one table per person. Bring your sewing machine



**Nominate a Veteran**

Do you know a deserving Veteran that was touched by war? It is time to nominate them. We are hoping to restart our Quilts of Valor awards in 2021 and we have many quilts available right now to present. Reserve one for a family member, a friend, a colleague, a neighbor, etc...or tell them how to nominate themself.

**It's easy to nominate a Veteran in 4 easy steps:**

- Sign in to **QOVF.org**
- Click "Nominations and Awards" at the top of the page
- Read the Eligibility and Mission of Quilts of Valor
- Click the box for "online nomination form" and complete the form
- In the comments area, please write that you wish to have this quilt request going to Quilt Guild by the Sea.

**QOVF ON AMAZONSMILE**

**What is AmazonSmile?**

AmazonSmile is a simple and automatic way for you to support your favorite charitable organization every time you shop at no cost to you. When you shop at [smile.amazon.com](http://smile.amazon.com), you'll find the exact same low prices, vast selection, and convenient shopping experience as [Amazon.com](http://Amazon.com) with the added bonus that Amazon will donate a portion of the purchase price to your favorite charitable organization. You can choose from over one million organizations to support.

**How do I shop at AmazonSmile?**

To shop at AmazonSmile simply go to [smile.amazon.com](http://smile.amazon.com) from the web browser on your computer or mobile device. You may also want to bookmark [smile.amazon.com](http://smile.amazon.com) to make it even easier to return and start your shopping at AmazonSmile.

**WRAPPERS NEEDED:**

- Volunteers are needed for Broward County to attend QOV quilt presentations, and assist with wrapping the quilt around the recipient. Anyone interested should contact Rochelle Staiano, QOV Program Chair, at 561- 509-9914 or via email, [sashakins@hotmail.com](mailto:sashakins@hotmail.com) .

**PRESENTATIONS:**

- Rochelle and the QOV team presented 4 quilts last month; **there are eight left on the original** waiting list.

**QOV PRESENTATION:**

Dan Godin was awarded a QOV for his service in the Marines during WWII in the Pacific. The event held at VFW in Delray Beach.



**QOV PRESENTATION:**

Linda Bouvier presented a QOV quilt to Richard Smernoff, Air Force, Vietnam.




## COMFORT QUILTS

- Year-to-date, 181 Comfort Quilts have been delivered.
- The next Comfort Quilt Program workshop will be held on **August 24, 2021 at the Boca Raton Community Center from 9:00 AM—3:00 PM**. Masks will be required; social distancing will be enforced—one table per person. Bring your sewing machine
- Keep making Comfort Quilts, Hats and Isolette Covers ... they are much appreciated!
- **Needed: Men's and teenage boy/boy Comfort quilts.**
- Juvenile Comfort Quilts are needed in Trauma Centers. Crib size is suggested.
- Novelty and juvenile fabrics are needed as well as 2 yard measures of fabric for backings.

### Comfort quilt size specifications are:

- ♦ a minimum of **38 - 42" wide**, and a minimum of **48 - 54"** in length. If you are using your own backing and batting and are doing your own quilting, feel free to make them wider and/or longer.
- ♦ Quilt tops should be 40" wide so that we can use one width of fabric and do not have to piece the backs.
- The size of the NICU coverlets quilts is 36" X 36".
- Please contact Linda Eddy (561) 376—3996 for additional information.



**FIDGET QUILTS:**

- The next Fidget Quilt Program workshop will be held on **August 24, 2021 at the Boca Raton Community Center from 9:00 AM—3:00 PM**. Masks will be required; social distancing will be enforced—one table per person. Bring your sewing machine
- **Join the Fidget Challenge!** It's as simple as creating 1 Fidget quilt per month.
- The demand for Fidget Quilts is higher than we are able to meet. Think about using a UFO or some unfinished projects and turning them into Fidgets!
- Fidget Quilts are needed for children as well.
- **Needed: Embellishments, knick-knacks, and any other fun objects to create Fidget quilts! Please contact Ellen Heckler if you have anything to donate.**

For additional information, please contact Ellen Heckler (561-245-8280) or by email.



### COMFORT BEARS:

- The next Comfort Bear workshop will be held on **August 24, 2021 at the Boca Raton Community Center from 9:00 AM—3:00 PM.** Masks will be required; social distancing will be enforced—one table per person. Bring your sewing machine
- Year-to-Date, 60 Comfort Bears have been delivered.
- More Bears are needed and greatly appreciated!
- Comfort Bear kits complete with paper pattern, fabric, and ready-to-sew-on bear faces are available. This is a quick and easy project that will make a child smile. **Please do not fringe corduroy bears — they shred!!**
- Pattern and instruction for the Bear and Mask can be found on the QGbtS website.



### For Knitters and Crocheters:

- Year-to-Date, 115 Hats have been delivered.
- Knit and Crocheted Caps have been well received. Additional caps have been requested.
- Contact: Janet Fredricks [954-242-9010](tel:954-242-9010) or email [quilthoney@aol.com](mailto:quilthoney@aol.com) with any questions.
- 



### MASKS

- Additional masks, any type and all sizes. If anyone would like to contribute, masks are needed in trauma as well as the ER.
- If you need elastic please contact Linda Eddy (561)376—3996.
- Contact Linda Bouvier at (561) 498—9777 for additional mask information.

### How to Get Your Cutting Mat Nice and Fresh and Clean Again

Courtesy of Michelle, Dinkydoo Fabrics, Canada

**My cutting mat has been neglected for quite some time and needs a refresh.** There are fibers stuck in grooves it has something that I think are tea stains (oops), and it needs a BATH.

First step is prep. I take an eraser and go along all the lines and grooves to get out any fibers. Mmm dusty! You can also use a lint roller, or packaging tape if you don't have an eraser on hand.

Next, I use a soft damp cloth to give it a good wash, using mild soap. I like this cloth because it prevents more fibers from attaching themselves to the mat.

Next stop is the tub. It's a good idea to hydrate your cutting mat once in a while, in room temperature water with a bit of white vinegar. I use about a cup for water I add to my tub. Never use warm, hot, or very cold water as this can cause warping and cracking to your mat. We are trying to prolong life here, not shorten it!



My mat doesn't fit flat in my tub, so I just do 5 minutes and then turn it. Since we are using room temp water here this is fine for where I live. Use your best judgement if you are in a hotter or cooler environment.

Finally, take your mat out and gently dry with towels. Leave it to dry for about half an hour before use, keeping it away from direct, bright sunlight.

It's all refreshed now and ready to go back into service!

I've learned in life that good tools (and shoes!) are worth the investment, but we must invest a bit of time into their care as well.

Happy cutting and stitching!



## Things You Might Not Know About Bobbins

Courtesy of Quilting Contessa, Quilting hub

### Summary

Quilting Contessa researched bobbins and shared some interesting things you might not know about bobbins.

## Things You Might Not Know About Bobbins


"Bobbin!" is a swear word in my house. My husband and I both make quilts, so we have two sewing machines and our mid-arm quilting machine to run out of bobbin thread. The wise women say that you should always wind 5 bobbins at the start of any quilt. What they don't tell you is that the last one will always run out anyway!



Given how often that word gets used, I decided to do a little research into bobbins. This article won't tell you everything you need to know about bobbins. You would need a book for that. However, it can make you aware of what deserves your further attention.

In history, bobbins were made to hold wire, yarn, and thread in sewing machines, cameras, and electronic equipment. In other fiber arts, bobbins are also used in spinning, weaving, knitting, and lacemaking.

Bobbins come in different sizes, shapes, and materials. They come pre-wound, or you can wind them on your machine or use a separate bobbin winder. Some come with holes, some don't. They have names like "L" for the regular sewing machine or "M" for a long-arm.



They have names like "15" and "15J" for different brands of sewing machines. Some are flat, some are more domed. The number of holes can vary from none to many. Some are plastic, some are metal. Some are aluminum, some are steel. Some bobbins drop in from the top and some insert from the front.

What you need to know is that **THEY ARE NOT INTERCHANGEABLE!**

The purpose of the bobbin case is tension. The sewing machine must have this tension for the bobbin thread to interlock with the top thread to create a stitch. If the bobbin is the wrong size or type or material, the bobbin case can't do its job. If you have more than one machine, please remember to mark your bobbins or store them separately! We bought blue tinted bobbins for my husband's machine and clear for mine, and we do store them separately.

If you purchase a secondhand machine, it may come with the wrong bobbins or no bobbins at all. You must do the research to get the right bobbins. A local quilt shop may also be able to help you.





### Things You Might Not Know About Bobbins (Cont'd)

Here's a quick list of ways that your bobbin can stop your machine:

- Cleaning the bobbin case of the machine is critical. The dust that accumulates can be the size of a dust bunny!
- Plastic bobbins can overheat and distort.
- If you normally use plastic bobbins, a heavier metal bobbin can change the tension.
- For your bobbin winder, the rubber ring can become worn.



For the advanced sewer, I want to mention something called "bobbin work". This is a technique that uses a decorative thread in the bobbin to create stitches that embellish the quilt.

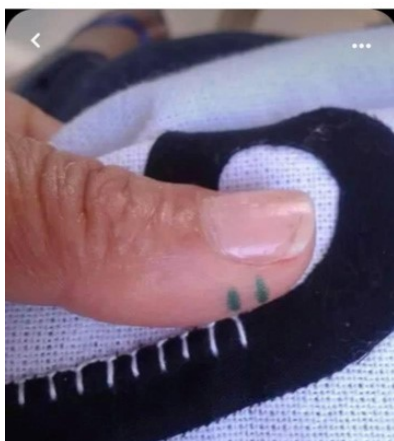
On the good side, bobbins can be worn as jewelry. Folks make earrings and necklaces. At our last Bee retreat, we initiated the new retreaters with a bobbin necklace and a pledge to uphold the purpose of the retreat. We called this the "Order of the Bobbin"! This creates some humor in the inevitable cry of "bobbin" at retreat!



### GREAT IDEA!

**STITCHES**, Courtesy of Dortha Tilton Grzan, MSQC All Stars

" I do not use the blanket stitch to bind, the purpose of the picture is to show how placing stitch lines on your thumb to guide you in your normal binding stitch for where your needle goes in/out to be more accurate in stitch length,



I wanted to share a tip I learned years ago for keeping stitches even when sewing binding on. I get a little OCD with stitch placement lol. Just thought someone else out there might like this idea. Just make sure your marks are dry before you start sewing so not to smear on your fabric."



This is Malaga, Spain, where the women that lived there crocheted and put together this shadow-giving miracle. Below this is a pedestrian street with shops and cafes.

SHOW 'N TELL—JULY



Deb Shoemaker



Deb Shoemaker

SHOW 'N TELL—JULY



Janet Copen



Linda Eddy

SHOW 'N TELL—JULY



Linda Eddy



Linda Eddy

SHOW 'N TELL—JULY:



Diana Urban



Amy Chiera



Sarah Crew



Lisa Coles



Linda Bouvier

SHOW 'N TELL—JULY:



Pat Lynes



SHOW 'N TELL: AUGUST

- August 1: Friendship Day
- August 5: Work Like a Dog Day
- August 6: Wiggle Your Toes Day
- August 8: International Cat Day
- August 9: Book Lover's Day
- August 10: Lazy Day
- August 13: Friday the 13th
- August 15: Relaxation Day
- August 19: Aviation Day
- August 26: National Dog Day
- August 28: World Daffodil Day
- August 31: National Eat Outside Day





## CLASSIFIED

### FOR SALE:

#### BABYLOCK CORONET MID ARK SETUP

**Price:** \$6,500

**Description:**

The Coronet longarm quilting machine opens up worlds of possibilities for first-time longarm quilters. The included 5' frame fits easily into the smallest studio, yet the Coronet has huge 16" workspace that gives quilters complete control over their compositions from beginning to end.

The Baby Lock Coronet longarm quilting machine features include:

- LCD Touch Screen Display
- LED Lighting
- 1,800 Stitches Per Minute
- "M" Class Bobbin
- 16" Large Creative Space
- Built-In Stitch Regulation

Add-ons that do not come with the initial set up that are included in this sale include the light kit, and poles for more traditional loading of the quilt.

**Delivery Method:** Pick-Up Only

For additional information, contact Christina Tierney via email: [christina.tierney@gmail.com](mailto:christina.tierney@gmail.com) or call (561) 699 - 9029.







ADVERTISING

**THE INSPIRED**  
*Sewist*



**Lori A. Fitzgerald**  
Owner/Operator

(561) 747-0525  
lori@theinspiredsewist.com  
theinspiredsewist.com

BERNINA Dealer &  
Koala Sewing Studio Dealer

661 Maplewood Drive, Suite 14  
Jupiter, Florida 33458

Laura & Dave Jordan



Brother • Miele  
Babylock

**Laura's Sewing & Fabric**  
Sewing Machines • Fabrics • Supplies  
Sales & Service • Classes

[www.sewwithlaura.com](http://www.sewwithlaura.com) • [laurassewing@bellsouth.net](mailto:laurassewing@bellsouth.net)

3966 Northlake Blvd.  
Palm Beach Gardens, FL 33403  
**561-799-5228**

1707 N.W. St. Lucie West Blvd., #102  
Port Saint Lucie, FL 34986  
**772-344-5229**



ADVERTISING



StitchCraft

quilt • sew • stitch

VISIT OUR  
NEW  
LOCATION!

141 NW 20th St, Suite D2, Boca Raton, FL 33431  
info@stitchcraft.com (561) 447-4147 www.stitchcraft.com

Open Mon - Sat 10 - 5



CUSTOM LONGARM QUILTING

DOTTY LEVINE

10351 SUNSET BEND DR.  
BOCA RATON, FL 33428

H. 561.470.6219

C. 561.756.1090

dottylevine82@yahoo.com



**ADVERTISING**



Linda Adamcik  
Quilting Queen Inc.  
Long Arm Quilting Services  
561-310-1363  
QuiltingQueen@att.net

Cindi Mandarano  
Longarm Quilting Service

Piece 2 Peace  
**QUILTING**



561-212-3622  
piece2peacequilting@gmail.com