



QUILT GUILD BY THE SEA NEWSLETTER

August 2022

VOLUME 12, ISSUE 8

August 9, 2022

Guild Meeting

Program: Portrait Quilts by Leah McComas

Show 'n Tell

Hot Seat Poker

Guild Address:

Quilt Guild by the Sea
PO Box 64
Boca Raton, FL 33429

Meeting Place: Zoom until further notice



VOLUNTEERS NEEDED:

The following positions are open and we need help:

- Newsletter Assistant
- Photographer, for in-person meetings only, is needed. No experience necessary.

President Letter:

Hello Quilters,

I am sure by now you have all heard the news that Gold Coast will be dissolving their Guild at the end of December. I cannot begin to tell you how sad this makes me. Gold Coast recognized the need for another guild, wanting to help the 100+ quilters on their waiting list, and so, the creation of QGbtS was initiated. Our guild owes our existence to Gold Coast. While we can never replace Gold Coast, we can welcome their members into our guild. Let's give them a warm, welcoming place to call home.

Fall is volunteer time. QGbtS needs help filling our Board of Director seats. Marcia Degner, Ellen Birnbaum, and Ellen Heckler have been selected as this year's nominating committee and will be available to discuss open positions and the duties involved. Please think about what you can offer the guild and join the board or assist on a committee so that QGbtS can continue to grow and stay successful. We need you!



On a happier note, our world is starting to open-up. Our Board needs input from you to start planning for next year's programs, workshops, and meeting locations. Ann K. Ford will be sending you a brief survey. Please take a few minutes to fill it out and just click "submit." It will be a tremendous help to us. We want to hear from you! Every voice needs be heard.

Thanks,
Happy Quilting,
Sarah

CURRENT OFFICERS:

President

Sarah Crew
(561-809-0244)
sfcrew41@gmail.com

President-Elect:

Frieda Toback
(561-403-5150)
earpower1@gmail.com

Secretary:

Marcia Degner
(561-243-1776)
msdegner@gmail.com

Treasurer:

Karen Berman
(954-729-7893)
foreversweetpea@comcast.net

Membership Director:

Ellen Birnbaum
(561-703-2350)
twinee38@gmail.com

Program Directors:

Ellen Heimlich
(954-559-8522)
ellenfibers@bellsouth.net

Frieda Toback
(561-403-5150)
earpower1@gmail.com

Publication Director:

Deb Shoemaker
(954-629-1720)
DebShoemaker22@gmail.com

Technology Director:

Ann Ford
(512-289-0797)
ann.k.ford@gmail.com

QOV Program CO-Chairs:

Linda Bouvier
(561-212-3997)
lbouvier@bellsouth.net

Kristi Kristol
561-241-6717
kdkristol@aol.com

Outreach Program Chair:

Linda Eddy
(561-376-3996)
eddylinda1007@yahoo.com

A MESSAGE FROM FRIEDA TOBACK

Hello Quilters,

Summer is almost over but our plans continue. As you know, Shelly Tobisch will be presenting a very special workshop for us in September on the "Circle of Friends (aka Companion Star)" block and paper piecing. That workshop will take place on Sept. 13th via zoom at 1:00 pm. The cost is \$30.00 and guests are welcome at no additional cost. I urge you to sign up. The class promises to be very interesting.

During the morning meeting on September 13th, Bernie Tobisch will discuss different features of sewing machines by various manufacturers for comparison purposes. If you've been thinking about getting a new machine, this information is invaluable.

Plans for October have changed as we can not provide a workshop on quilt embellishment. We hope to reschedule it for next year.

The lecture on October 11th will be on Wool Applique by Vicky McCarty. There will also be a trunk show. You will love her Halloween and Christmas houses.

During November we will have a lecture from David Sirota, "Quilt Maven Dave", entitled "What Makes a Quilter Tick". Please take look at his web site. He has inspiring classes and is funny!

On November 9th and 10th there will be a wonderful in-person class on Ice Dying. Attendance will be limited so sign up as soon as it's announced. The cost will be \$30.00 for the class and a \$5.00 materials fee. The first day we will prepare and dye our project, then leave it to soak overnight. We will return the next day to admire our work of art, rinse it and take it home. This is a unique opportunity. Please don't miss it.

As always, December will bring us the "What was I thinking sale". Please start sorting through your treasures and labeling your donations with the price. More details will follow. Please remember this event will be in person .

See you soon,

Frieda

**LET
US
INSPIRE
YOU**

CURRENT OFFICERS:

President

Sarah Crew
(561-809-0244)
sfcrew41@gmail.com

President-Elect:

Frieda Toback
(561-403-5150)
earpower1@gmail.com

Secretary:

Marcia Degner
(561-243-1776)
msdegner@gmail.com

Treasurer:

Karen Berman
(954-729-7893)
foreversweetpea@comcast.net

Membership Director:

Ellen Birnbaum
(561-703-2350)
twinee38@gmail.com

Program Directors:

Ellen Heimlich
(954-559-8522)
ellenfibers@bellsouth.net

Frieda Toback
(561-403-5150)
earpower1@gmail.com

Publication Director:

Deb Shoemaker
(954-629-1720)
DebShoemaker22@gmail.com

Technology Director:

Ann Ford
(512-289-0797)
ann.k.ford@gmail.com

QOV Program C0-Chairs:

Linda Bouvier
(561-212-3997)
lbouvier@bellsouth.net

Kristi Kristol
561-241-6717
kdkristol@aol.com

Outreach Program Chair:

Linda Eddy
(561-376-3996)
eddylinda1007@yahoo.com

UPCOMING PROGRAMS:

August 9, 2022

"Portrait Quilts" presented by
Lea McComas

Lea's work is beautiful. Lea's portrait quilts have won international recognition. Discover the influences of history and culture that inspire her pictorial quilts. She will share information about principles of composition, the geometry of faces, and how value, color and temperature work together to create realistic pictorial quilts, as well as a brief overview of her techniques for fused applique and thread painting.



Location: Zoom

Time: 10:00 AM—12:00 PM

Guest Fee: \$10.00

September 13, 2022

"Different Features of Sewing Machines" presented by Bernie Tobisch. Bernie will discuss the differences between machines from different manufactures to enable us to make educated comparisons when looking at and using different machines.



Location: Zoom

Time: 10:00 AM—12:00 PM

Guest Fee: \$10.00

UPCOMING PROGRAMS:

October 11, 2022

Wool Applique lecture and trunk show presented by Vicky McCarty

Vicki showcases her beautiful quilts and discusses her inspiration for creating, as well as the basic techniques used in the quilt. Hear stories behind the quilts as well as touching stories of Vicki's 40+ years quilting and tips passed on through 4 generations of quilting.

Location: Zoom

Time: 10:00 AM—12:00 PM

Guest Fee: \$10.00



November 8, 2022

“What Makes A Quilter Tick — a fun filled look in the mirror”
presented by David “Quilt Maven” Sirota

Join David for a laugh out loud and interactive look at ourselves as quilters. We'll examine the little quirks, passions, idiosyncrasies and obsessions we all share. We'll hold a mirror up to ourselves and help us see what others see when they look at us. So, bring your friends and family and maybe “What makes a Quilter tick” will help explain to you and to them why they look at us the way we do.

Location: Zoom


Time: 10:00 AM—12:00 PM

Guest Fee: \$10.00

Location: Zoom

Time: 10:00 AM—12:00 PM

Guest Fee: \$10.00





CARING HEARTS

Condolences to Barbara Hahl for the loss of her husband.

Best wishes to Pat Lynes on her upcoming surgery at the end of August.

Caring Hearts is an on-going part of our newsletter. Any information to be included in this portion of the



newsletter should be emailed to:
DebShoemaker22@.com.

UPCOMING WORKSHOPS:

September 13, 2022

"Circle of Friends Blocks (aka Companion Star): Different Paper Piecing Techniques and Sewing" and "Pinless Precision Piecing" presented by Shelly Tobisch

Shelly will discuss pinless precision piecing from cutting to pressing to sewing, with more accuracy and ease than ever before. Turn your sewing machine into a precision piecing instrument. Discover how the right tools can make accuracy easy to achieve.

Location: Zoom

Time: 1:00 PM—4:00 PM

Fee: \$30.00



November 9 & 10, 2022

Ice Dying presented by Linda Roraff

Ice Dying will be a wonderful in-person class at the home of Linda Roraff. On the first day, for approximately 3 hours, we will prepare and dye our project, then leave it to soak overnight. We will return the next day to admire our work of art, rinse it and take it home. This is a unique opportunity. Please don't miss it. Attendance is limited, so sign up as soon as it quickly.

Location: Linda Roraff's home

Time: TBD

Fee: \$30.00 (class fee) and a \$5.00 materials fee.



Workshop payments: Payments can be made on the QGbtS website or by sending a check directly to our Treasurer, Karen Berman, 8716 Sunbeam mountain Terrace, Boynton Beach, Fl. 33473

HOT SEAT POKER



Make sure you stay until the end of the meeting to play Hot Seat Poker.

Two lucky winners receive a \$25.00 Gift Certificate from one of the quilt shops or long-armers advertising with us. Your choice!

The lucky winners for July are:

- Sarla Malani
- Ellen Heimlich



Membership dues for 2022 are \$50.00. They may be paid by check; send to the Guild's PO Box or directly to our Treasurer, Karen Berman, at 8716 Sunbeam Mountain Terrace Boynton Beach FL 33473.

Dues may also be paid online on the guild website:

QuiltGuildbytheSea.com

If you have any additional questions, please contact Karen at (954) 729-7893

NEW! EXCITING! THE 2022 QUILT CHALLENGE



Clint Eastwood's famous quote as "Dirty Harry" leads us into our 2022 Challenge.

WHAT IS IT THAT WOULD "MAKE YOUR DAY"?

What is it that would make your spirit soar—that would "make your day!" Dream big. Think about what would be the most wonderful thing in your life that could happen... did happen...will happen...or you wish would happen. Could it be a very special family event like the birth of a grandchild? Perhaps it's a fabulous trip you long to take to Venice, seeing Machu Picchu, a safari or riding a camel to the great pyramid. Maybe it's something on your dream bucket list, a dream of having a quilt in the Houston show, winning the lottery or how about world peace?

The Challenge: *Create a quilt that expresses the theme "Make My Day!"*

Rules: There are none! The quilt can be any size or shape. All quilting techniques and surface embellishments are allowed: piecing, hand or machine appliqué, embroidery, photography, painting, foiling, beading, any type of quilting. The style is up to you. A hanging sleeve is optional.

Details: One entry per member. There will be a \$100 prize for Viewer's Choice, and a \$50 prize by random drawing from among all participants. The same member cannot be awarded both prizes. Please submit an entry that has not been shown to the Guild before.

Due date: Email one overall photo and one closeup of your quilt, in JPEG format, to Deb Shoemaker at DebShoemaker22@gmail.com by Friday, October 21.

Quilts will be shown, and winners announced, at the November meeting, either via Zoom or in person as the situation requires.

Questions: Email Marcia Degner at msdegner@gmail.com

FIDGET WORKSHOP HOSTED BY PAT LYNES

A huge thank you to Pat Lynes for hosting a Fidget “party” at her house. What a day of fun, comradery, and best off all, allowing us to make Fidgets for those in need—together!



SAVE THE DATE
OUR NEXT FIDGET PARTY
IS
AUGUST 17th

Location: Pat Lynes' home
428 NE 4th St., Pompano Beach,
Date: August 17, 2022
Time: 10am to 2pm

Bring your lunch, and bring your sewing machine, if you like. We will have lots of fabric and embellishments for making fidget quilts, and we'll let our creative juices flow and have lots of fun. See you there!

COMING IN NOVEMBER
QUILT GUILD BY THE SEA
ELECTION OF OFFICERS



In order for Quilt Guild by the Sea to remain a vibrant and growing guild we urgently need your participation on the Board or as an active member of one of our many committees. Among you, we know there are individuals who are anxious to commit to a position on our board, but are hesitant because they have not previously committed or joined committees. Those of you that feel this way have to know we all started somewhere. A guild is only as good as the members who help run it. We need new blood and we need the active participation of every member.

If our guild is to continue, people must start stepping up. Stepping up does not mean you are on your own. Those with experience are willing to mentor. Now is your time to help the guild by volunteering. **WE NEED YOU!**

We need members to step forward to fill the positions of President and President-Elect for the coming year, 2023.

Please contact a member of the nominating committee, which includes Marcia Degner, Ellen Birnbaum, and Ellen Heckler, if you are interested in these or any other Board position. They will be happy to share the responsibilities of the job with you or you can find a description of each position on the Website.



Adele Scott's My Favorite Tips, Techniques & Products Lecture

www.AskAdele.com asds@adelescott.com

[* denotes product made in USA] updated 7/6/2022

QGBTS Special 10% Discount Code **JULY2022** [good thru 7/15/22]

Note: I will not be able to talk about every product listed because of time constraints but will be happy to answer any questions you have. Print this out to follow along &/or use the online version to check out the "Hot Links" [blue words] for more info and some videos.

Markers:

Quilters Select Self Erase Marker – has a built-in eraser, doesn't heat set, last for 1-7 days

Bohin Extra Fine Mechanical Pencil – A favorite! 5 lead colors available. Eraser included. Replacement eraser now available. Doesn't "drag" like some pencils.

Frixion Fineliner - many colors available - Like other Frixions it "becomes invisible" with heat but this felt-tip marker is so much smoother to mark with. Wash to permanently remove.

Chakoner Japanese Tailoring tool, precise chalk wheel. we refill with ***Ultimate Iron Off Chalk** using the handy **empty spout bottle**.

- **DM Quilting Marking Tools** - Prepare fabric, quilt blocks and borders with exact alignment markings with the Basic Marker 4"x12" or Basic Marker 12"x12". Very accurate!

Cutting:

Quilter's Select – Rulers with unique non-slip coating and self-healing, multilayer, 2 sided **Mats** that have on each side two sets of corresponding numbers placed around the perimeter of the ruler and read left to right and right to left – never lose your place or have to count backwards! Plus, the **hefty 45mm Deluxe Rotary Cutter** [and **now a 60MM Deluxe Rotary Cutter**] is left or right handed and has a unique and easy magnetic blade replacement that means you'll never drop a blade again!

Quilters Select Christmas In July Tool Bundle – mat, cutter, ruler, marker and Quilt Patterns!

***Creative Grid Specialty Rulers: New! Alaska Ruler, Kitty Cornered Ruler, Log Cabin, Pineapple Rulers, 60 Degree Diamond, Cat's Cradle options. New sizes, new tools, new patterns! Finally, the Bowl Cozy set is here!**

Precision Rotary Cutter includes a 14mm Ultra-Small blade for Precision Cutting. Ergonomic and comfy grip. Works right or left handed. Perfect for curves and Appliqué!

Ruler Aids:

Rotary Cutter Cases – Pink, Green or Black sturdy zippered cases to hold your 45mm or smaller cutters and extra blades.

Grippy from Odif is the perfect coating to prevent slipping on all your rulers and tools. So many other uses – rugs, hangers, crafts and household items.

Adele Scott's My Favorite Tips, Techniques & Products Lecture (Cont'd)

***GEasy Sticker options**- 3 sheets of 64, one each- Turquoise, Pink and Lime Green and now the Fiesta colors – orange, purple and red. Removable without residue. Can be reused for marking rulers, cutting mats and more.

***Marti Michell Deluxe Corner Trimmer and Marking tool** **Marti Michell Deluxe Corner Trimmer and Marking tool** – a "quilter's Swiss Army knife", eliminates bulk in corners, mark corners for y seams, confirm 6 angle sizes and more.

Sewing Machine

* **Sew Steady Wish Table Summer Promo** Ask for more info

* **Grid Gliders** – Several versions and sizes a great multi-use slider sheet!

*Sew Steady **Table Polish** – it's amazing how much better your fabric moves after a little polish, even on a brand new table! Helpful for regular sewing and free motion.

***ViVilux Sewing Light** - Get super bright lighting exactly where you need it. Tiny LED's pinpoint light in a super small package. Direct the light EXACTLY where needed. Rechargeable.

Dritz **Bobbin Boats** – a great way to store and separate your class 15 or 66 size bobbins.

Needle & Thread Aids:

***BladeSaver** - Don't discard old rotary blades, use them in the BladeSaver Thread Cutter!

Schmetz Non-Stick needles – a nonstick surface that ensures less adhesive residue sticks to the needle. Extra-large eye is great for embroidery, Velcro, and prevents skipped stitches.

Sench Needles – spiral eye for easy threading, perfect for burying your thread ends in quilts.

Snag Magic Needles - flexible loop attached to the needle, won't snag on your batting, perfect for burying thread ends!

Bohin Desktop Needle Threader – You won't believe how easy it's to thread most needles size #1 to #11, also has a thread cutter and magnet for easy needle pick-up.

Clover Embroidery Threader - Has a unique "Flat Tip" design for easy and smooth threading even with thick threads.

Wonder Grip and Thimble – One of my friends told me to get these. So, Then I gave it to another hand stitchers for her opinion and they both gave it a thumbs up. Use left and right-handed, it's soft and flexible, while still being strong enough to hold on to the needle. Textured thimble surface helps your grip, while the dimples and ridges along the top will help prevent the needle for slipping. One size fits most!

Silicone Needle Pullers – use to easily pull your needles through the fabric and for free motion, instead of gloves

Clover Sweet N Sharp Macaron - Remove rust, glue build-up and slight burrs.

Cat Head Pins - who can resist these cute pins! And **Bluebird Pins are coming soon!**

Pins – Glass Head pins - don't melt and are usually better quality [extra thin to thick and sturdy - size matters!]

Adele Scott's My Favorite Tips, Techniques & Products Lecture (Cont'd)

Glass Head Pins Options - Flower head pins can lay flat under rulers, - **Flower Head Pins Options**

Free-motion:

***Sew Steady's Westalee free-motion quilting rulers - catalogs and Westalee Work Kits**
- You can free-motion perfect patterns the first time you use these rulers. Stop sending all your quilts to be long-armed.

Sew Steady Suspension Systems - Ideal for providing support on a variety of projects.

* **Crosshair & Basic Marking Tools** - 5, 6 and 8-point plus mini versions. 8 ½" or 12 ½", Square blocks, find centers, diagonals or "compass", points without continuously moving the ruler. For straight lines and corners - **DM Quilting Basic Markers**

Swan Amity Quilting Gloves - Breathable materials, touch screen sensitivity, a padded palm to keep your hands and wrist support, and two open fingers to provide tactile sensation.

Ironing/ Pressing:

Free Fuse Powder from **Quilter's Select** - Creating a semi-permanent bond between most fabrics, battings and textiles, this sprinkle on powder is needle friendly and easy to use.

* **Bo-Nash ironing mat** Allows steam to pass through. Perfect for embroidery and all stabilizers. Press without crushing or flattening fibers and threads. No damage to delicate fabrics. No scorching, no dark fabric shine. 100% heat safe. One of our all-time favorites!

***Marti Michell Batting tape Options** - joins batting pieces together, less stretchy and wider than most. Comes in two sizes. Use Ironing Mat to press.

Clover Hot Hemmer & Hot Ruler - Measure, mark, and press; straight hems, round, interior and miter corners. Heat resistant, press directly on the hemmer with dry or steam iron.

Special Tools & Aids

Measure Up Multi Tool - Needle Position Guide, Seam Gauge/Straight Edge Hemmer (You can press onto the wood), Mark Hems, Quick reference guide. Made from Bamboo

***AppliPops** - a foolproof and fun way to make turned-edge appliqué circles with no gluing, no basting, no tracing, no templates, no measuring & no getting it wrong. Make 8 Different Circle Sizes: 0.375", 0.5", 0.75", 1", 1.25", 1.5", 1.75", 2"

Circle & Straights Tool - easily sew circles from 2" to 30". You don't even need to pre-cut or mark!

* **Calling All Geese Trim Tool** - 8 sizes+2 squares = 4 finished perfect geese every time!

Clover Point 2 Point Presser - Several "turning" point shapes, finger press seams, and it's a Hera marker as well.

Olfa Precision Scissors- These can accurately cut up to 6 layers of fabric right to the point!

Select Wave Applique Scissors' - German Grade Stainless steel blades, wave design separates and lifts fabric guarding your base fabric. Unique double point.

Adele Scott's My Favorite Tips, Techniques & Products Lecture (Cont'd)

Quilters Select Glue Pen with Refill - Specially formulated for fabrics, applies yellow and then dries clear, creating a temporary bond while the fabric remains pliable. Repositionable

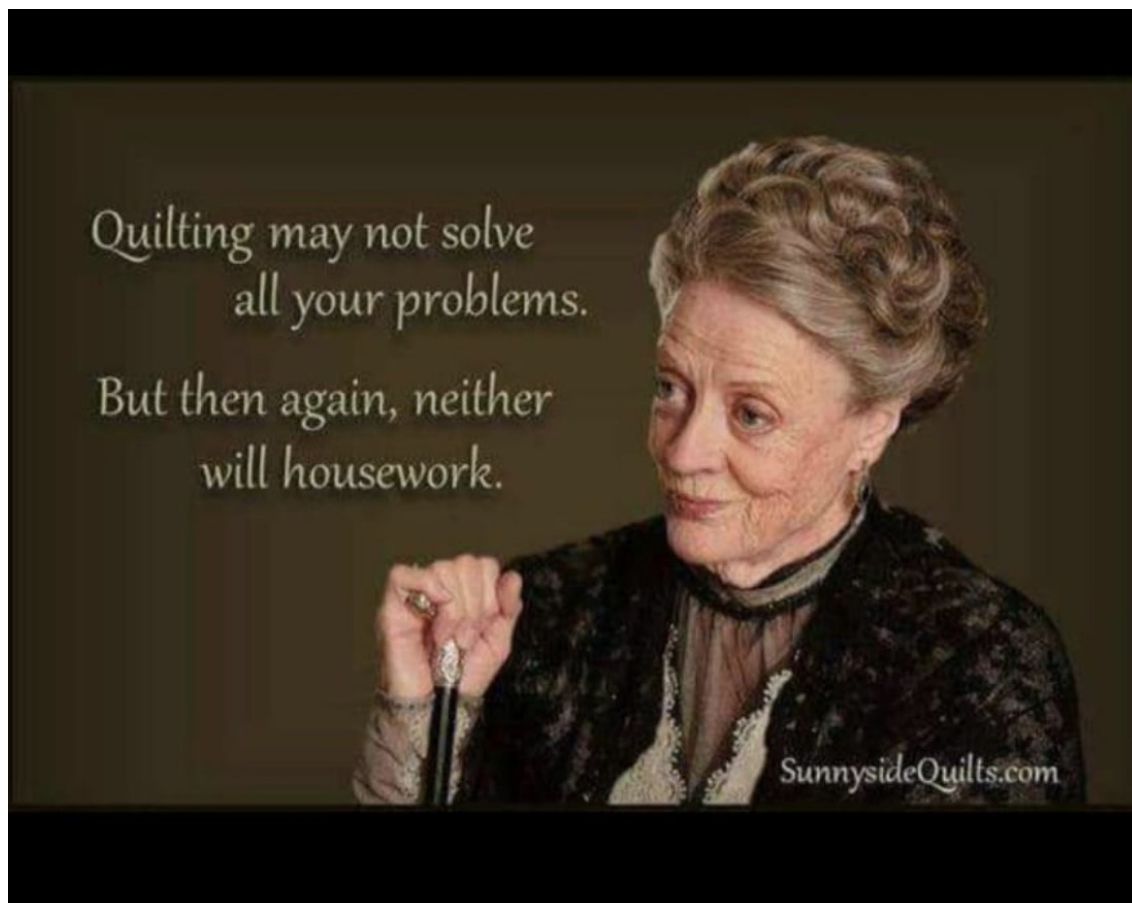
***Roxanne Glue in Squeeze Bottle** - Still our favorite applicator! Water soluble, holds extremely well, precise applicator, refill available. I use on all my bindings for accuracy.

OdiCoat - This liquid gel provides a waterproof quality and sheen to any fabric or paper. Transparent and odorless, acid-free and solvent-free. Once applied the fabric can be sewn, cut, hand or machine washed. Dries in 30 minutes to the touch and will be completely dry in 12 hours. Can also be used as a glue.

Quilters Select Cutaway Fusible - Use for stabilizing T-Shirt Quilts, bias cut pieces or simply to keep blocks from moving while adding sashing or borders.

Select Appli Stick - Unique webbing has a fusible on one side and the other a light sticky coating, making your fabric moveable! Reposition as needed then fuse into place. Printable.

Select Appli-Web & Appli-Web Plus - is an ultra-lightweight permanent fusible web. Its unique flexible nature maintains the hand of the fabric with no bulk! It's needle friendly; a silicone nonstick or parchment pressing sheet is recommended for use during the fusing process. The Plus has a paper-backing.



"THE FRANK MCGEE MEMORIAL QOV WORKSHOP"

Nominate a Veteran

Do you know a deserving Veteran that was touched by war? It is time to nominate them. We are hoping to restart our Quilts of Valor awards in 2022 and we have many quilts available right now to present. Reserve one for a family member, a friend, a colleague, a neighbor, etc...or tell them how to nominate themselves.

It's easy to nominate a Veteran in 4 easy steps:

- Sign in to **QOVF.org**
- Click "Nominations and Awards" at the top of the page
- Read the Eligibility and Mission of Quilts of Valor
- Click the box for "online nomination form" and complete the form
- In the comments area, please write that you wish to have this quilt request going to Quilt Guild by the Sea.



∴ quilt of valor ∴

QOVF ON AMAZONSMILE

What is AmazonSmile?

AmazonSmile is a simple and automatic way for you to support your favorite charitable organization every time you shop at no cost to you. When you shop at smile.amazon.com, you'll find the exact same low prices, vast selection, and convenient shopping experience as [Amazon.com](https://amazon.com) with the added bonus that Amazon will donate a portion of the purchase price to your favorite charitable organization. You can choose from over one million organizations to support.

How do I shop at AmazonSmile?


To shop at AmazonSmile simply go to smile.amazon.com from the web browser on your computer or mobile device. You may also want to bookmark smile.amazon.com to make it even easier to return and start your shopping at AmazonSmile

WRAPPERS NEEDED:

Volunteers are needed for Broward County to attend QOV quilt presentations, and assist with wrapping the quilt around the recipient. Anyone interested should contact Linda Bouvier (561) 212-3997 or Kristi Kristol (561) 241-6717.

QUILTS OF VALOR PRESENTATIONS:

On July 19, 2022, at the Delray Beach library, Linda Bouvier presented 6 veterans Quilt of Valor quilts.



QUILTS OF VALOR PRESENTATIONS:

Jane Gavlick and Linda Bouvier presented Melvin Grebler with a Quilt of Valor on July 6, 2022. Two patriotic bears were also presented to his two grandkids.

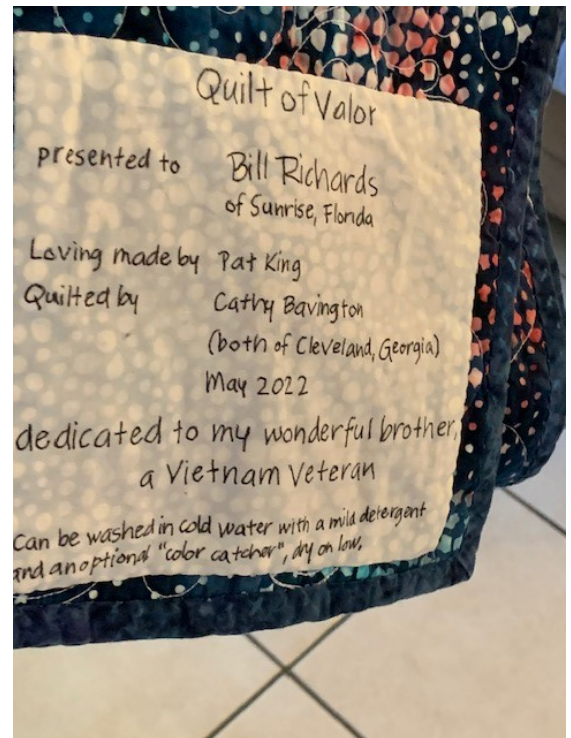


QUILTS OF VALOR PRESENTATIONS:



QUILTS OF VALOR PRESENTATIONS:

Pat Lynes awarded a Quilt of Valor to Bill Richards on July 25, 2022; Bill served in the Army during Vietnam. Bill's sister, Pat King, made the quilt and sent it to Pat Lynes from Georgia. Bill served in the Army during Vietnam. Below is a thank you note I received from Pat King.



QUILTS OF VALOR PRESENTATIONS:



Thank You Note from Pat King

Thank you so much for the photographs. I really appreciate being able to see the quilt with my brother. You and Pat have been so very helpful. Pat and I had a very nice and interesting conversation before she presented the quilt to Bill. The QOV foundation has such a positive impact on families throughout the United States. It means an awful lot to those finally getting some appreciation for their service.

Thank you again for all your help.
Take care and stay safe.
God bless y'all tremendously,
Pat King

COMFORT QUILTS

- Five NICU quilts and 20 NICU caps were delivered to Boca Raton Regional Hospital.
- Maureen Drudi received 23 completed and quilted Comfort Quilts from Janet Fredricks and Marie Christine Leavitt! Thank you both so much!
- To date, we have received 130 fully quilted Comfort Quilts; 68 adult quilts, 36 children's quilts, and 26 NICU quilts. An additional 50 quilts were received unquilted.
- Don't forget, the Guild will provide batting!
- **Needed: Men's and teenage boy/boy Comfort quilts.**
- Juvenile Comfort Quilts are needed in Trauma Centers. Crib size is suggested.
- Novelty and juvenile fabrics are needed as well as 2 yard measures of fabric for backings.

Comfort quilt size specifications are:

- ♦ **A maximum of 40" wide**, and a minimum of **48 - 54"** in length.
- ♦ **NOTE:** Quilt tops should be 40" wide so that we can use one width of fabric and do not have to piece the backs. If you are using your own backing and batting and are doing your own quilting, feel free to make them wider and/or longer.



COMFORT QUILTS (Cont'd)

- The size of the NICU coverlets quilts is **36" X 36"**.
- Longarmers are needed to quilt Comfort Quilts. If you would like to volunteer your skills, please contact Linda Eddy.
- Contact: Maureen Drudi at 954-427-2456 or email: mdrudi@hotmail.com with any questions.



COMFORT BEARS:

- Janet Copen reports there are 6 new bears waiting for their new homes.
- More Bears are needed and greatly appreciated!
- Comfort Bear kits complete with paper pattern, fabric, and ready-to-sew-on bear faces are available. This is a quick and easy project that will make a child smile. **Please do not fringe corduroy bears — they shred!!**
- Pattern and instruction for the Bear can be found on the QGbtS website.
- Contact Janet if you need fiberfill stuffing for your bears—there is plenty available.
- Contact Janet Copen at (954) 632-1181 or email jecopen@aol.com for additional information.



FIDGET PARTY



SAVE THE DATE

We Are All Invited for our second Fidget Day Workshop

Hosted by Pat Lynes

428 NE 4th St.

Pompano Beach, FL

On August 17, 2022 from 10am to 2pm

All you need to bring is lunch, unless you would like to bring your sewing machine. We will have lots of fabric and embellishments for making fidget quilts, and we'll let our creative juices flow and have lots of fun.

There is a great need for these fidgets in our senior homes and this will be a day with loads of fun for us. We'll sew, eat, laugh, sew, eat, laugh, and sew some more.

Hope to see you there.

FIDGET QUILTS:

- A big "Thank you" to Pat Lynes for hosting a lovely day of Fidgets at her home.
- **Join the Fidget Challenge!** It's as simple as creating 1 Fidget quilt per month.
- The demand for Fidget Quilts is higher than we are able to meet. Think about using a UFO or some unfinished projects and turning them into Fidgets!
- Fidget Quilts are needed for children as well.
- Needed: Embellishments, knick-knacks, and any other fun objects to create Fidget quilts! Please contact Ellen Heckler if you have anything to donate.

For additional information, please contact Ellen Heckler (561) 245-8280 or by email at ellen.heckler@gmail.com



SHOW 'N TELL—JUNE/JULY 2022



Sheryl Platt—"Mr. Sandman"



Sheryl Platt—"Party Animals"

SHOW 'N TELL—JUNE/JULY 2022



Sarah Crew

SHOW 'N TELL—JUNE/JULY 2022



Frances Student



Janet Copen

SHOW 'N TELL—JUNE/JULY 2022



Frances Student



Diane Provost



Linda Eddy

SHOW 'N TELL—JUNE/JULY 2022



Linda Eddy




SHOW 'N TELL—JUNE/JULY 2022



Ellen Birnbaum

WILD 'N WACKY HOLIDAYS IN AUGUST:

- August 1 : National Mahjong Day
- August 3: National Watermelon Day
- August 4: U.S. Coast Guard Day
- August 5: Work Like a Dog Day
- August 6: National Mustard Day
- August 7: National Lighthouse Day
- August 8: International Cat Day
- August 13: National Garage Sale Day
- August 16: National Roller Coaster Day
- August 19: Aviation Day
- August 21: Senior Citizen's Day
- August 23: World Daffodil Day
- August 24: Iconic American Restaurants Day
- August 26: National Dog Day
- August 31: National Eat Outside Day





ADVERTISING



Lori A. Fitzgerald

Owner/Operator

☎ (561) 747-0525

✉ lori@theinspiredsewist.com

🌐 theinspiredsewist.com

BERNINA Dealer &
Koala Sewing Studio Dealer

661 Maplewood Drive, Suite 14
Jupiter, Florida 33458

Quilt a Bit



2914 S. Jog Road
Lake Worth, FL 33467

p. 561-304-7211
www.Quiltabit.com



ADVERTISING

CUSTOM LONGARM QUILTING

DOTTY LEVINE

10351 SUNSET BEND DR.
BOCA RATON, FL 33428

H. 561.470.6219

C. 561.756.1090

dottylevine82@yahoo.com

Laura & Dave Jordan



Brother • Miele
Babylock

Laura's Sewing & Fabric

Sewing Machines • Fabrics • Supplies
Sales & Service • Classes

www.sewwithlaura.com • laurassewing@bellsouth.net

3966 Northlake Blvd.
Palm Beach Gardens, FL 33403
561-799-5228

1707 N.W. St. Lucie West Blvd., #102
Port Saint Lucie, FL 34986
772-344-5229