

CURRENT OFFICERS:

President:

Sarah Crew (561-620-2856)

crewhawken@aol.com

Vice President:

Dolly O'Shea (561-391-9368)

DollyOShea@comcast.net

Treasurer:

Lee Hasse(561-392-6866)

lmhasse@hotmail.com

Membership Director:

Ellen Heckler (561-245-8280)

Ellen.Heckler@gmail.com

Program Director:

Diane Provost (561-218-4841)

paquinprovost@gmail.com

Publication Director:

Deb Shoemaker

(954-629-1720)

DebShoemaker22@gmail.com

APPIQUE TRUNK SHOW

PRESENTATION BY RAINE CAVALLO AND DOTTY LEVINE

Raine Cavallo of Gold Coast Quilt Guild and Dotty Levine of Gold Coast Quilt Guild, as well as our guild, joined us during our January guild meeting to present an awesome array of applique quilts and wall hangings for the trunk show.

Raine and Dotty shared their techniques and humor and joked about their color choices; Dotty, as we discovered quickly, loves blue.

Thank you for sharing your work and inspirations with us!





EVENT CALENDAR:

FEBRUARY 9, 2013

- Vero Beach Quilt Show Car Caravan

FEBRUARY 12, 2013

Guild Meeting:

- Linda Thompson Trunk Show
- Fat Quarter: Asian

FEBRUARY 15 & 16, 2013

- Titusville Space Coast Quilt Show, Brevard Community College, Titusville Campus Gym, 1111 N. U.S. 1, Titusville.

- **Peace River Quilters' Guild, Inc.**, 11th Biennial Quilt Festival – "Jewels in Paradise". Charlotte Harbor Event and Conference Center, 75 Taylor Street, Punta Gorda.

FEBRUARY 22 - 23, 2013

- **Art Quilt Show**, Christ Presbyterian Church, 3115 Dryer Ave.SW, Largo.

FEBRUARY 26, 2013

- **QGbtS Board of Directors Meeting**

March 1 - 2, 2013

- **Naples Quilters Guild Annual Quilt Show**, 7675 Davis Blvd, Naples.

MARCH 6, 2013

- **Working with Laminate Workshop** by Diane Provost

MARCH 7-8, 2013

- Mt Dora Quilt Show—Look for Grannie Suzannie here!

UPCOMING WORKSHOPS:

Quilt as You Go by Linda Thompson

Date: Wednesday, February 13, 2013

Hours: 10:00 AM—4:00 PM (Bring your lunch)

Lincolnwood Clubhouse

Fee: \$30.00




One Block Wonder by Diane Provost

Date: Wednesday, February 20, 2013

Hours: 10:00 AM—3:00 PM (Bring your lunch)

Grace Community Church

Fee: \$30.00



Working with Laminate by Diane Provost

Date: Wednesday, March 6, 2013

Location & Time:

Fee: \$30.00

Medallion Workshop by Diane Provost

Date: Wednesday, March 6, 2013

Location & Time: TBD

Fee: \$30.00



Free Motion Quilting Workshop by Judy Hansen, owner of Quilt Shop of Deland

Date: April 10, 2013

Location: TBD

Fee: \$60.00



EVENTS CALENDAR (Cont'd)

MARCH 8 - 9, 2013

- **Palm Beach County Quilters Guild**, "Yesterday, Today and Tomorrow Quilt Show" PBA University, West Palm Beach

MARCH 12, 2013

- QGbtS Country Store
- No Fat Quarter this month

MARCH 14 - 16, 2013

- Red Door Workshop
- **Broward Quilt Expo**, War Memorial Auditorium, Fort Lauderdale

APRIL 9, 2012

- **Guild Meeting:** Lecture by Judy Hansen, Free Motion Quilting
- Fat Quarter: Pastels

APRIL 10, 2013

- **Judy Hansen**, Free Motion Quilting Workshop

APRIL 13, 2013

- Rockledge Quilt Shop Car Caravan

MAY 14, 2013

- **Guild Meeting:** Guest Speaker, Taryn Jaramillo, Director of Broward VA
- Fat Quarter: Patriotic

COMING SOON

- Japanese Folded Patchwork Blocks workshop by Diane

QUILT of VALOR RIDE, MIAMI TO KEY LARGO

PRESENTAION OF QUILTS

On Thursday, January 9, 2013, several of the members of QGbtS participated in the presentation of quilts at the QOV ride in Miami. The QOV quilts honor the veterans and their families and show our appreciation for their service and commitment to our country. Our members in attendance included: Diane Provost, Sarah Crew, Lee Hasse, Melinda Schwartz, Kathy Louderback, Linda Bouvier, Karen Pugh, and Orla Englander.

Diane Provost sent us these comments with her photos: My soldiers name is George Coleman, Iraq, 2002/2003. He was wounded but re-integrated into society pretty well. He is now a police officer in Kentucky where he lives with his wife and two kids. He is joining the ride for the first time to encourage his younger peers. He had never received a quilt before and did not know about QOV. This big, strong man was in tears. Very moving.



Comments from Kathy Louderback: The black dog is named Henry and he is a service dog. The tan and white dog is Rosie; also a service dog. The gentleman with me in the wheelchair is Steve Gill. Steve was from the central part of the United Kingdom. There were, I think, three guys from England on this ride. Steve thanked me so much for the quilt. He said he is expecting a son and it would be an honor to wrap him with our love.



One of the other guys from England received a quilt and thought it was so wonderful that it did not have an American flag on it but the colors of his country! We just never know how far this love will spread.



(additional QOV pictures on next page)

QUILT of VALOR RIDE (continued):



QUILT of VALOR RIDE (continued):



RED DOOR PROJECT UPDATE: Recently QGbtS received a letter accompanied by a photo from Shelley Goren, CEO of Gilda's club. Shelly wanted to let us thank us for the support we

have given to Gilda's Club. I have included both letters in this month's newsletter.



So that no one faces cancer alone.

December 7, 2012

Diane Provost
23257 Water Circle
Boca Raton, FL 33486

Dear Diane,

As of today, Elisabeth and I have told the Red Door Project story at least 100 times. Honestly, I cannot remember a day that was more special. Just thinking of the women standing all at once to show their handmade quilts is something I know neither one of us will forget.

We have already given several of the quilts to our members and we even used one as a door prize at a special program in recognition of Pancreatic Cancer Awareness Month. One of the beautiful quilts had purple incorporated throughout the pattern and purple is the designated color for Pancreatic Cancer Awareness. The woman who won the quilt said she stood in the back of the room with her fingers crossed hoping she would win...and she did!

We posted the pictures from our visit with you on our Facebook page so that our supporters can see the time and talent that your group put into this project. Enclosed, please find a photo of the beautiful purple quilt and the very excited winner.

Again, thank you for your support of Gilda's Club South Florida. We look forward to a long friendship with all of you.

Best wishes for a good holiday and a happy healthy New Year,

Shelley Goren, CEO

www.gildasclubsouthflorida.org
115 Rose Drive • Fort Lauderdale, Florida, 33316 • (954) 763-6776



A letter of appreciation for the members of QGbtS from Laura Ehrlich and the Pieceful Shores Guild.

December 30, 2012

Quilt Guild by the Sea
5141 Toscana Tr.
Rochelle Staiano
Boynton Beach, FL 33437


Dear Ladies,

As I representative of Pieceful Shores Quilt Guild, I am overwhelmed with your thoughtfulness in sending those beautiful quilts. We are a guild of about 70 members, but are a schizophrenic group as half meet during the day on Long Beach Island, and the rest meet at night on the mainland in a local community center. We are displaced in both meeting places, one has to be totally rebuilt (Alcc Baldwin, the actor, has donated \$250,000 to help the community). So we are on the road searching for new permanent facilities. But we are focused and will pull together as we have our Quilt Show coming up in October.

We had our Holiday party on Dec. 7 and surprised when instead of 16 members who signed up for the party, about 45 showed up. Of those, 18 women had lost either the contents of the first floor, or the total house. We came together in support with tears and laughter. Then Donna Tobruck came in with boxes and boxes of quilts from guilds across the country. It was wonderful to see the faces, of those that lost so much, get something of their own. Whatever quilts were left, were given to people in their neighborhood, or motels where people were staying, or churches where people were living.

It is with heartfelt appreciation that I thank you for your generous gifts and your thoughtfulness in our time of desperate need.

Sincerely,



Laura Ehrlich and Pieceful Shores Guild


QOV WORKSHOP, JANUARY 23, 2013



Applique Can Be Easy by Pat Andreatta

Because of the new and renewed interest in both hand and machine applique, I searched our guild library and found two books dedicated totally to applique.

Applique Can Be Easy is large with clear illustrations and is relatively easy to follow. It includes step by step directions using the iron/starch/template method. The author is precise in her directions. Her included designs are Rose of Sharon, tulips and other flowers. This is a spiral bound book which you can set right next to you as you prepare your pieces. Other methods could be used and/or combined with these. There is no color to distract you in using the fundamentals of this art form.



Better Homes and Gardens Applique


This is a very old and tired book BUT it contains lots of good information, patterns and designs. It is not as explicit as the first book yet has lots of ideas on how, where and why you could use the appliqués. I always feel quilting is timeless and you never know when inspiration, intuition and instruction come your way.

Many of our library books have lots of applique designs, uses and methods. It is relatively simple to enlarge, cut and paste to use and enjoy all the beautiful and new again patterns of our past.

Reviewed by Joan Cohn

APPLIQUE WORKSHOP WITH MELINDA SCHWARTZ, January 16, 2013

Thank you Melinda for a terrific workshop.



KUDOS KORNER

- QGbtS has received a \$300.00 donation from the American Legion, Deerfield Beach for our QOV project, thanks to Kathy Lauderbach.
- Thank you to all our members who continue to participate in Quilts of Valor.
- Thank you to all our members who continue to participate in the Red Door Projects.
- Thank you Karolyn Tienfenback for your humongous fabric and batting donation.
- Thank you Deb Shoemaker for fabric and batting donations to both Red Door and QOV projects.



QUILTS OF VALOR

Thank you to our members who have so graciously donated their time and fabric to Quilts of Valor.

Keep the Quilts of Valor blocks coming. Quilts of Valor kits will be available at the February Guild Meeting.

We can always use Red, White, and Blue fabrics, and finished blocks are always welcome. Please bring your donations to any meeting.

Your participation in this program is appreciated by our soldiers.



MISSING QOV BLOCKS

Several QOV block kits have not been returned.

If you have these blocks, please return them to Diane regardless of the sewing stage they are in.

Thank you.





We have wonderful books. Take the opportunity to look through or borrow a book or magazine that interests you.

All books must be checked out and returned at the next Guild Meeting. Late fees will be charged when applicable. Thanks to all who have donated!

Guild Librarians:

Joan Cohn & Elaine Greenberg

Library Hours: 9:30—10:00 AM during every Guild meeting.



IS SOMEONE WEARING A FLIP FLOP PIN?

If someone at the guild meeting is wearing a quilted flip flop pin, introduce yourself and give them a warm welcome. New members will wear these cute pins to identify themselves to other members.



RED DOOR PROJECT UPDATE

We continue to have an overwhelming response to the Red Door Project. We have had several more donations of fabric, quilt tops, blocks and batting.

Join us! We meet the first Thursday of every month.

Location: Lincolnwood Clubhouse

Hours: 10AM to 2PM

There is something to do for everyone!

The next Red Door Workshop will be held on Tuesday, March 14, 2013.

NOTE:

Many of our members have requested copies of the *Disappearing Nine Patch* directions. Diane has made the patterns available and they will be sent to each Quilt member via email.



2013 QUILT CHALLENGE GUIDELINES

Theme: Galaxy of the Stars

Size: Any size up to twin

- Must be a pieced project
- Must have a 4" hanging sleeve on the back
- Deadline is August 13, 2013
- Must be accompanied by a 3"x5" card with your name, name of quilt, and any other description
- Your name must be on the back of your project
- Prize: \$25.00 gift certificate. Pieces will be judged at the October 2013 guild meeting by the members.



SUN STAR PIECED BLOCK

For additional information, contact Janet Eckard.

FAT QUARTER OF THE MONTH:

MATSURI—GODS AND HEROS,



These great warriors, participating in the Matsuri harvest festival parade in Japan. Warriors are dressed as kabuki figures to escort the kami spirits to the local shrine. These stunning figures are beautifully colored with white, blush, cocoa, raisin, persimmon, sky and ocean blues, emerald green, black, plum, and highlighted in metallic gold. The heads measure approximately 11 inches. From the Matsuri Collection, Hyakka Ryoran series by Quilt gate.

JANUARY FAT QUARTER OF THE MONTH DRAWING

WINNER WAS:
JOAN SMITH
Congratulations!

IT'S A BEE!!!

Information submitted by Kathy Radosh
The Bee's below are open to new members:

Central Boca

Place: Lincolnwood Club House

Time: Friday, 11 AM—3PM

Contact: Sarah Crew via email
Crewhawken@aol.com

Note: Bee's will not be held in the month of February

North Guild

sponsored by the Delray Beach Public Library

Place: Delray Public Library, 100 West Atlantic Ave, Delray Beach

Time: 10 AM—12PM on the 2nd and 4th Monday

Contact: Linda Bouvier via email LBouvier@Bellsouth.net or Karen Pugh, LarryWPugh@aol.com

South Guild (aka Snowbird Bee)

Sponsored by the Lighthouse Point Public Library

Place: Dixon Ahl Community Center, Lighthouse Point

Time: November thru April, 11:00AM—2:30PM

Contact: Kathy Radosh via email KMRadosh@comcast.net
or 954-683-4677



Start a BEE:

Hand Applique Bee: if interested in forming a Hand Applique Bee, please contact Joan Cohn via email Cohn666@aol.com, or (561-998-1986)





Build –A-Quilt: Block 1

Cutting instructions:

From the LIGHT 2 ½" strip, cut four (4) 2 ½" squares


From the MEDIUM 2 ½" strip, cut four (4) 2 ½" square & four (4) 1 ½" x 2 ½" rectangles.

From the DARK 1 ½" strip, cut four (4) 1 ½" x 2 ½" rectangles

From the DARK 2 ½" strip cut one (1) 2 ½" square.


Sewing Instructions:

Refer to "Making Half-Square-Triangle" and pair four (4) 2 ½" MEDIUM squares with four (4) 2 ½" LIGHT squares. Sew the pair together to make 4 MED/LIGHT HST.



Sew a DARK rectangle & a MEDIUM rectangle together lengthwise. Press toward the DARK. Repeat 3 more times to make 4 DARK/MED rectangles.

Using an additional 2 ½" DARK square, lay out the units as shown. Sew the pieces together in rows and then sew the rows together to complete the block.



Block 1.
Make 1.

Make one (1) block. It should measure 6 ½" by 6 ½", adjust your block if needed.

Identify this block as #1

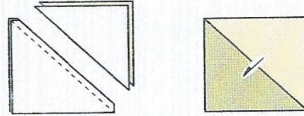
Happy Piecing!



Making Half-Square-Triangle (HST)

Cut squares the size specified in the cutting instructions.

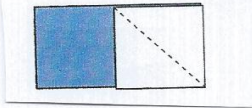
Place two (2) squares right size together, draw a diagonal line from one corner to the other, this is your sewing line. Sew on the sewing line:



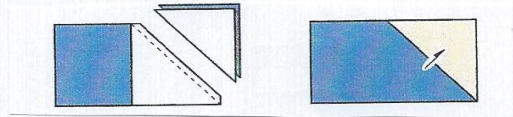
Trim away the excess fabric on one side leaving $\frac{1}{4}$ " seam allowance as shown. Press the seam allowances toward the darker triangle.

Making Flying Geese units (FG)

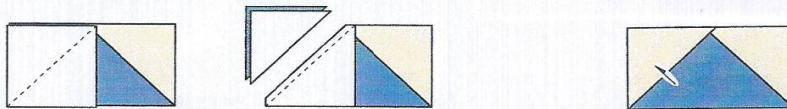
Cut squares & rectangles the sizes specified in the cutting instructions. With the right sides together, place a square on one end of a rectangle. Sew diagonally from corner to corner across the square as shown:



Trim away the excess fabric, leaving $\frac{1}{4}$ " seam allowance. Press the resulting triangle open



Place a second square on the other end of the rectangle, right sides together. Sew diagonally across the square as shown. Trim the excess fabric leaving $\frac{1}{4}$ " seam allowance and press.



Note:

Test your piecing before starting your top:

Make one HST and one FG with the fabrics and thread you will be using for this quilt. Both HST & FG units should measure $2\frac{1}{2}$ " x $2\frac{1}{2}$ ". If the measurements are off, adjust your $\frac{1}{4}$ " sewing and be consistent throughout this whole top.

ANNUAL MEMBERSHIP DUES

QGbtS annual membership dues for 2013 **remain \$30.00.**

'MEMBERSHIP HAS ITS PRIVILEGES'

Paid members of the QGbtS are eligible to:

- participate in Guild programs
- participate in workshops at a reduced rate
- receive monthly newsletter
- place ads in the classifieds.

Guests are welcome to attend our meetings with a donation of \$5.00 per month twice during a year.

For information, contact Ellen Heckler.

TREASURER'S REPORT

(1/31/2013)

Balance 1/1/2013	\$3737.50
Income	\$1710.00
Expenses	\$ 566.50
Balance	\$4881.00

Submitted by Lee Hasse, Treasurer

TRAVELING ADVENTURES WITH DODIE ...

VERO BEACH CAR CARAVAN to the QUILT SHOW

We will visit the Vero Beach Quilt show and check out the quilt shops along the way.

Date: February 9, 2013

Leaving: 9:00 AM

Return: 6:00-7:00PM

Drivers needed.

Passengers are requested to share the cost of gas.



ANNOUNCING

A FUN FILLED DAY CAR CARAVAN TRIP

to the QUILT PLACE in ROCKLEDGE, FLORIDA.

Join us for lots of fun.

Wanted: Drivers and Car Riders

Cost: Passengers are requested to share the cost of gas.

Details to follow.

For additional information, contact Dodie Watson



MT. DORA QUILT SHOW

The bus trip to the Mt. Dora Quilt Show has been cancelled.



Florida Quilt Party

Feb. 18, 19, & 20, 2013

Plantation Golf Resort & Spa
9301 W. Fort Island Trail
Crystal River, Fl.

www.plantationinn.com



Come enjoy 3 days of classes, door prizes, "show & tell",
closing night buffet, on site vendors, and lots more....

**Students staying at the hotel will be eligible
for \$100.00 resort credit drawing!**

Double room \$89.00

(rate good for 3 days before and after
Party, so come for the week. Swim with
the manatees, play golf, explore the shops
nearby or soak up the sun) 18 holes of
golf including cart \$40.00

**HOTEL RESERVATIONS CALL
1-800-632-6262**

Hosted by Mardelle Smith,
who has hosted Myrtle Beach Quilt
Party for 22 years.

<http://www.mbpq.net/>

FOR FLORIDA PARTY REGISTRATION
go to www.floridaquiltparty.com
or contact Mardelle at
floridaquiltparty@gmail.com

Fiber Art Chix



www.fiberartchix.com

* Retreat *



at Day Spring Conference Center
Ellenton FL

www.dayspringfla.org
April 8-9-10-11 2013
featuring Fiber Artist
* Paula Lenahan *
* Cynthia Wismann *

Check out our website
www.fiberartchix.com
*

"For the traditional quilt Artist on the fence---
wanting to get to the Art side."

You'll be learning quick and easy methods that we use in our art quilt wall hangings. We have two unique projects that you will work on **Abstract Art #1** and **Beachin' It**. Each design will teach you techniques so you can design your own quilt!!



Abstract Art #1 by Cynthia

Check out our website for more details about each of these projects.
Fiberartchix.com
*



Beachin' It by Paula

We have our own designs and techniques that we will be teaching you:

- * design on freezer paper
- * making templates
- * fusible web
- * false back/sleeve
- * angelina fiber
- * hot fix crystals
- * basic free motion
- * threads and needles

plus all our tips and tricks!!!! and lots of fun!!!! and some surprises!!!!



JANUARY 2013 SHOW 'N TELL

