



# QUILT GUILD BY THE SEA NEWSLETTER

February 2023

VOLUME 13, ISSUE 2

## QGbtS Program:

February 14, 2023

**REMEMBER THE TIME  
CHANGE FOR OUR  
MEETING—7:00 PM**

**Program:** Jenny Bowker from Australia presents "Pack and Follow"

Show 'n Tell

## Guild Address:

Quilt Guild by the Sea  
PO Box 64  
Boca Raton, FL 33429

## VOLUNTEERS NEEDED:



The following positions are open and we need help:

- Quilt Exhibit Chair
- Donation Quilt Chair
- Newsletter Assistant
- Publicity
- Photographer, for in-person meetings only. No experience necessary.

## President's Letter:

Hi Everyone,

Let me start by saying, "It's good to be home." Had a very interesting cruise. After getting kicked out of New Zealand and not being allowed into Australia, we sailed the oceans blue for 8 days; I felt like an ancient mariner. Yes, I was on "That Ship". It's over now, and I have interesting dinner conversation topic.

Our January hybrid meeting was a huge success. It was wonderful seeing everyone in-person, again... and to be able to go out to lunch after the meeting was sheer heaven!

2023 is promising to be an exciting year for our guild. We have so much planned for this year. In addition to our usual 50/50 drawing, our name tag drawing, and our quilt raffle at our meetings, we will also have tables for QOV, Comfort Quilts, Care Bears, Fidgets, and a new table we are calling TAKE ME HOME. If you have something you no longer want, say a book perhaps or fabric remnants from a quilt you've just made, etc., bring it to this table and hopefully, it will be just what someone is looking for. Anything on this table is free for the taking.

At our last board meeting we discussed the possibility of a quilt exhibit, a quilt auction, and making a donation quilt to raise money for our various charity projects. We can't do any of these without your help. We need volunteers! Tables for QOV, Comfort Quilts, Care Bears, and Fidgets will be manned by the chairs of those committees at each meeting but we desperately need your help for the following:

- Name Tag drawing
- Quilt Raffle
- Photographer for Show n Tell

I also need someone to Chair a Quilt Exhibit (we are investigating a possible venue), the quilt auction, the donation quilt, and lastly, a publicity person. We need to let the public know we're here.

Please, I'm begging you. If you could help in any of these positions, I'll be your best friend! Seriously, without being overly dramatic we really do need your help. I would be so grateful for any help you can give.

Any questions, just call, text, or email me.

Thanks, and Happy Quilting

Sarah



**CURRENT OFFICERS:**

**President**

Sarah Crew  
(561-809-0244)  
[sfcrew41@gmail.com](mailto:sfcrew41@gmail.com)

**President-Elect:**

MarieChristine Leavitt  
(561-699-2216)  
[mcglquilt@gmail.com](mailto:mcglquilt@gmail.com)

**Secretary:**

**Sheila Solen**  
561-455-2342  
[sheila\\_solen@yahoo.com](mailto:sheila_solen@yahoo.com)

**Treasurer:**

Karen Berman  
(954-729-7893)  
[foreversweetpea@comcast.net](mailto:foreversweetpea@comcast.net)

**Membership Director:**

Ellen Birnbaum  
(561-703-2350)  
[twinee38@gmail.com](mailto:twinee38@gmail.com)

**Program Director:**

Marcia Degner  
(561-243-1776)  
[msdegner@gmail.com](mailto:msdegner@gmail.com)

**Publication Director:**

Deb Shoemaker  
(954-629-1720)  
[DebShoemaker22@gmail.com](mailto:DebShoemaker22@gmail.com)

**Technology Director:**

Ann K. Ford  
(512-289-0797)  
[ann.k.ford@gmail.com](mailto:ann.k.ford@gmail.com)

**QOV Program Co-Chairs:**

Linda Bouvier  
(561-212-3997)  
[lbouvier@bellsouth.net](mailto:lbouvier@bellsouth.net)

Kristi Kristol  
561-241-6717  
[kdkristol@aol.com](mailto:kdkristol@aol.com)

**Outreach Program Chair:**

Linda Eddy  
(561-376-3996)  
[eddylinda1007@yahoo.com](mailto:eddylinda1007@yahoo.com)

**UPCOMING PROGRAMS:**

**!!MEETING TIME CHANGE!!**

***Due to the time difference with Australia***


***7:00 PM—ZOOM ONLY***

**Date: February 14, 2023**

**Jenny Bowker from Australia  
presents "Pack and Follow"**

**Location: ZOOM ONLY**

"My husband was a diplomat and we travelled and lived on many postings with our growing family. I studied Visual Arts as a mature age student and in 1997 left art school and learned to quilt. These are the stories of my quilts, and they tell the story of my life as we moved through Syria, Jordan, Jerusalem, Egypt and Australia.



**Time: 7 PM—9 PM**

**Location: Zoom Only**

Guest Fee: \$10.00 (non-refundable)



Welcome to all returning members of Quilt Guild by the Sea for 2023.

And a **HUGE** welcome to all new members and those of you who are joining us from Gold Coast.



Membership dues for 2023 are \$50.00. Dues may be paid by check; send to the Guild's PO Box or directly to our Treasurer, Karen Berman, at 8716 Sunbeam Mountain Terrace Boynton Beach FL 33473 or they may be paid on-line on the guild website: [QuiltGuildbythe-Sea.com](http://QuiltGuildbythe-Sea.com) or preferably by check.

If you have any additional questions, please contact Karen at (954) 729-7893.

### UPCOMING PROGRAMS:

**Date:** March 14, 2023


**Speaker:** Dana Jones, presenting Pagtinabangay: The Quilts and Quiltmakers of Caohagan Island

You'll be transported to a tiny island — just 13 acres — in the central Philippines as you enjoy images and stories of the colorful quilts and the more than 100 quiltmakers of Caohagan Island. You'll see photos of more than 50 of these handmade, one-of-a-kind quilts plus be introduced to the unique techniques developed by these quiltmakers whose tools are simply fabric and scissors, needle and thread. I spent more than a month on the island, quilted with the residents, went fabric shopping with them on nearby Cebu Island, and snorkeled the reef that surrounds Caohagan. Those who view the quilts come away smiling, inspired by the creativity of these women and men.

**Location:** Boca Raton Community Center, 150 Crawford Blvd

**Time:** 10:00 AM—12:00 PM

Guest Fee: \$10.00 (non-refundable)





**"THE FRANK MCGEE MEMORIAL QOV WORKSHOP"**

**Nominate a Veteran**

Do you know a deserving Veteran that was touched by war? It is time to nominate them. We are hoping to restart our Quilts of Valor awards in 2023 and we have many quilts available right now to present. Reserve one for a family member, a friend, a colleague, a neighbor, etc...or tell them how to nominate themselves.

**It's easy to nominate a Veteran in 4 easy steps:**

- Sign in to **QOVF.org**
- Click "Nominations and Awards" at the top of the page
- Read the Eligibility and Mission of Quilts of Valor
- Click the box for "online nomination form" and complete the form
- In the comments area, please write that you wish to have this quilt request go to QGbtS.



*∴ quilt of valor ∴*

**WRAPPERS NEEDED:**

Volunteers are needed for Palm Beach, and Broward County to attend QOV quilt presentations, and assist with wrapping the quilt around the recipient. Anyone interested should contact Linda Bouvier (561) 212-3997 or Kristi Kristol (561) 241-6717.







## **QUILT OF VALOR**

### **MYSTERY QUILT**

Join us in making a Quilt of Valor Mystery Quilt to be awarded to a veteran. This is a beginner level quilt and kits will be provided with cut fabric. All you have to do is sew the top! We will have show and tell at the September meeting with a drawing for prizes for those who have completed their quilt tops.

Kits can be picked up at the Quilts of Valor workshop on Tuesday, February 21 10:00 - 3:00 at the Boca Raton Community Center or at the March 14th meeting. For those who are virtual, curbside will be available at the February workshop. If these dates don't work for you let Linda Bouvier know when you sign up.

There will be 8 clues. You will receive the first clue with the kit, following clues will be emailed on the 1st and 15th of April, May, June and the final finishing clue on July 1st.

Bring your completed quilt to the September meeting or email a picture to Deb Shoemaker (DebShoemaker22@gmail.com) by September 1st. to be entered into a drawing for a prize. We will find a time and place to meet up to get your quilt for quilting.

To sign up email Linda Bouvier at lbouvier@bellsouth.net with your name and if you are picking up your kit on February 21 or March 14. If you would prefer to use your own fabric just let us know and we will give you the fabric requirements and cutting instructions.



## **QOV WORKSHOP**

**TUESDAY, FEBRUARY 21ST**

**10:00 am - 3:00 pm**

BOCA RATON COMMUNITY CENTER

### **Featuring a skill taught by Sue Glasnapp**

Please join us for our 1st QOV workshop of the year! We will have fun spending time with friends as we create works of art to show our appreciation for the sacrifice someone has made for our freedom.

### **Kits will be available! Quilt tops, stars and strips**

There are a lot of way you can help! Bring your machine and sew or you can leave your machine at home and help with hand sewing, cutting, or pressing.

**R.S.V.P. Linda Bouvier at [lbouvier@bellsouth.net](mailto:lbouvier@bellsouth.net). Let her know if you will be bringing a machine or not and if you have a preference in what you want to work on.**

If you have QOV kits at home collecting dust now is the time to dust them off and spend time with friends.

**BRING YOUR LUNCH AND SEWING SUPPLIES**

**PRESENTATIONS:**

Pat Lynes awarded David Mazza his Quilt of Valor.





**QOV PRESENTATIONS:**

Kristi and Linda Bouvier awarded Jason and Michelle their Quilts of Valor at the Veterans Fair in Delray Beach.





**PRESENTATIONS:**

Linda Bouvier and Kristi Kristol had the privilege to award James Herb with a Quilt of Valor.





**PRESENTATIONS:**

Jane Gavlick and Linda Bouvier awarded 2 veterans their Quilts of Valor .





**PRESENTATIONS:**

Presented Jerry Weinhaus, Vietnam Army, with his Quilt of Valor.



Kristi Kristol and Linda Bouvier awarded 4 veterans their Quilts at the Veranda Club.





PRESENTATIONS:





**PRESENTATIONS:**

Kristi Kristol awarded Quilts of Valor via zoom to my cousin and her husband, Heather and Brian.





**PRESENTATIONS:**

Karen Berman and I had the honor of presenting Alex with his Quilt of Valor .



**PRESENTATIONS:**

Jane Gavlick, Kristi Kristol and I awarded 5 veterans their Quilts of Valor at the Boynton Beach American Legion event.





**PRESENTATIONS:**

Jane Gavlick, Kristi Kristol and I awarded 5 veterans their Quilts of Valor at the Boynton Beach American Legion event.





## COMFORT QUILTS:

- Linda Bouvier and Kristy Kristol delivered 24 Comfort Quilts to Delray Medical Center Trauma Unit and Pinecrest Rehab which is located within the hospital. They were very happy to receive them and we hope to deliver many more in the future!
- The picture to the right is the "new" stack of Comfort Quilts received in January. It includes 34 completed Comfort Quilts (19 Adult, 9 Teen/Child, and 6 NICU). In addition to 6 quilt tops, 1 hat, and 8 pair of preemie booties were also turned in. A big Thank You is well deserved.

### **Needed: Men's and teenage boy/boy Comfort quilts.**

- Juvenile Comfort Quilts are needed in Trauma Centers. Crib size is suggested.
- Teenage and Tween Comfort Quilts are needed. The size should be approximately 40" X 70" in bright colors, geometric or modern prints, sport prints, or denim fabrics.
- The Guild has some batting available.
- Novelty and juvenile fabrics are needed as well as 2 yard measures of fabric for backings.

### **Comfort quilt size specifications are:**

- ♦ **A maximum of 40" wide**, and a minimum of **48 - 54"** in length.
- ♦ **NOTE:** Quilt tops should be 40" wide so that we can use one width of fabric and do not have to piece the backs. If you are using your own backing and batting and are doing your own quilting, feel free to make them wider and/or longer.
- The size of the NICU coverlets quilts is **36" X 36"**.
- We need domestic machine quilters to help us get our quilt tops finished! Feel free to practice your quilting or quilt simple straight lines. Take the time and opportunity to quilt your Comfort quilts on your machine; practice, hone your skills, and try new techniques and patterns. The final product does not have to be perfect.
- Longarmers are needed to quilt Comfort Quilts. If you would like to volunteer your skills, please contact Linda Eddy.
- Contact: Maureen Drudi at 954-427-2456 or email: [mdrudi@hotmail.com](mailto:mdrudi@hotmail.com) with any questions.





COMFORT QUILTS:





COMFORT QUILTS:





## COMFORT BEARS:

- 
- Elaine Silberman delivered 9 Comfort Bears to Women in Distress.
- There are now 14 bears waiting for new homes, as well as several in production.
- Linda Bouvier has requested patriotic bears be given to children at QOV presentations. Linda gave bears to veteran's grandchildren receiving a QOV, they were well received.
- Comfort Bear kits complete with paper pattern, fabric and ready-to-sew -on bear faces are available. This is a quick and easy project that will make a child smile.
- **Please do not fringe corduroy bears - they shred.**
- Pattern and instruction for the Bear can be found on the QGbtS website.
- Contact Janet if you need fiberfill stuffing for your bears.
- Contact Janet Copen at (954) 632-1181 or email [jecopen@aol.com](mailto:jecopen@aol.com) for additional information.




**FIDGET QUILTS:**

- We received 6 Fidgets during January that will be delivered soon.
- **CALLING FOR ORPHAN BLOCKS:** Meridian has requested orphan blocks for their facility. Please bring them to the next meeting, if you have any available.
- **Join the Fidget Challenge!** It's as simple as creating 1 Fidget quilt per month.
- The demand for Fidget Quilts is higher than we are able to meet. Think about using a UFO or some unfinished projects and turning them into Fidgets!
- Fidget Quilts are needed for children as well.
- Needed: Embellishments, knick-knacks, and any other fun objects to create Fidget quilts! Please contact Ellen Heckler if you have anything to donate.

FYI: Placemats make wonderful Fidgets; all they need is embellishment!

- For additional information, please contact Ellen Heckler (561) 245-8280 or by email at el-



len.heckler@gmail.com



FIDGET QUILTS:



**QUILTS AND QUILTING TRIVIA – THINGS WE MAY NOT KNOW!:**

1. The word "Quilt" dates back to approximately 1250. "Quilt" is derived from the Latin word *culcita*, which means "stuffed sack."
2. Quilting can date back to 3400 BC in China, when warriors quilted chest protectors together.

3. The oldest quilt still around today is The Tristan Quilt dated around 1360-1400. Ancient Egyptians also quilted clothing out of pieces of fabric. The world's oldest quilt still in existence is the Tristan Quilt, which sits in the Victoria and Albert Museum. Experts believe the [Tristan Quilt](#) was made sometime between 1360 and 1400.



4. Some quilts were created out of necessity, while others were encoded with secret messages and symbols–African Adinkra symbols popular amongst the Akan of Ghana, West Africa–to aide enslaved Africans in their escape from chattel slavery.

5. Quilted clothing, popular in Europe, known as Gambeson, were padded defensive jackets, worn in the 14th century, were usually stuffed with horse hair and could be worn alone or with metal armor. A gambeson could be worn over or under metal armor and there were gambeson for horses that were used during battle to provide protection for the animal. They also kept the metal from rusting and kept the knights comfy under all their heavy gear.



Rytter fra Bagirmi.  
(Efter Denham.)

6. Even though the sewing machine was invented in 1790, hand-quilting was still more popular for the next 100 years.



**QUILTS AND QUILTING TRIVIA (Cont'd):**

7. European settlers brought quilting to the Americas, and the earliest-known quilt made in America is from 1786. The Canton Historical Society in Canton, Massachusetts believes that a whole cloth quilt in their collection, **made in 1786 by Martha Crafts Howard, may be the oldest made in America.**
8. "Quilting bees" originated in the Midwest United States during the 1800s, where a lack of neighbors and a need for socializing drew women together to finish quilts and make new friends.
9. In the 19th century, it was customary in certain parts of the United States to have a girl make a selection of quilts before she got engaged. Twelve would be made for everyday use, and one be used to show off her quilting skills and be placed on the bed she would share with her husband.
10. In 1971, Jonathan Holstein opened the first quilt exhibition in a major museum. It was entitled, "Abstract Design in American Quilts".
11. The "crazy quilt" was introduced during Victorian times to showcase wealth through the use of expensive fabrics including velvet or silk, and brightly colored thread.
12. The most expensive quilt ever sold was a Civil War-era piece purchased for \$254,000 in 1991—the equivalent of \$470,230 in 2018 dollars.
13. There are fewer than 100 military quilts worldwide, since many were not preserved after the wars during which they were made.
14. Alice Walker, a Pulitzer Prize-winning American author, wrote a famous and often-anthologized short story about quilting called "Everyday Use."
15. The **world's largest quilt is the AIDS Memorial quilt.** It weighs 54 tons. The largest patchwork quilt was made in 2000 and measured 270,174 square feet (251,000 square meters). That's more than 54 times the square footage of the White House! It includes nearly 50,000 panels dedicated to more than 110,000 individuals.



**QUILTS AND QUILTING TRIVIA (Contd):**

16. The quilting industry is expected to reach \$5 billion in 2026-2027. There are currently an estimated 30 million active sewists which is a slight ...
17. The world's largest historical quilt is in Antler, North Dakota. The quilt depicts the state in a colorful map spread out over 11,390 square feet.
18. The main color used in Amish quilts for over 300 years is black; the color displays the belief of modesty by the Amish people.
19. Sashiko is a type of quilting that originated in Japan in the Edo period (1603-1867). It is usually found on a whole piece quilt and are almost always made of a dark indigo-blue cotton, and traditionally the stitches never touch each other. Common *sashiko* motifs include waves, mountains, bamboo, arrow feathers, *shippō-tsunagi*, pampas grass and interlocking geometric shapes.
20. Many quilters believed it was considered bad luck to incorporate heart shapes into wedding quilts.
21. The National Quilt Museum is in Paducah, Kentucky, and displays over 150 different quilts at any one time.





SHOW 'N TELL—JANUARY 2022



Dellie Krebs



Marcia Degner



Ellen Anderman



SHOW 'N TELL—JANUARY 2022



Diane Provost



Diane Provost





SHOW 'N TELL—JANUARY 2022



Diane Provost



Diana Urban



Frances Student





SHOW 'N TELL—JANUARY 2022



Quilts on this page by Jean DeFrances



SHOW 'N TELL—JANUARY 2022



Diane Provost



Diane Provost



Ice Dying by Pat Lynes



**WILD 'N WACKY HOLIDAYS IN FEBRUARY:**

**February 5: National Weatherperson's Day**

**February 8: National Kite Flying day**

**February 9: National Bagel and Lox Day**

**February 10: National Umbrella Day**

**February 11: Make a Friend Day**

**February 12: Darwin Day**

**February 12: Super Bowl**

**February 13: Clean Out Your Computer Day**

**February 15: National Gumdrop Day**

**February 17: Random Act of Kindness Day**

**February 19: President's Day**

**February 23: National Banana Bread Day**

**February 24: National Tortilla Chip Day**

**February 26: Tell a Fairy Tale Day**

**February 27: International Polar Bear Day**







**ADVERTISING**

SEWING MACHINES\*FABRICS\*SUPPLIES  
SALES & SERVICE\*CLASSES



**Laura's**  
Sewing and Quilt Shop

Laura & David Jordan, Owners  
Robby Gilbert, Technician

Brother – Baby Lock  
Horn – Koala

---

**THREE LOCATIONS TO SERVE YOU:**

6190 N. Federal Highway  
Boca Raton, FL 33487  
561-672-1034

3966 Northlake Blvd.  
Palm Beach Gardens, FL 33403  
561-799-5228

1707 NW St. Lucie West Blvd. #102  
Port St. Lucie, FL 34986  
772-344-5229



ADVERTISING



**Lori A. Fitzgerald**

Owner/Operator

☎ (561) 747-0525

✉ lori@theinspiredsewist.com

🌐 theinspiredsewist.com

BERNINA Dealer &  
Koala Sewing Studio Dealer

661 Maplewood Drive, Suite 14  
Jupiter, Florida 33458

Quilt a Bit



2914 S. Jog Road  
Lake Worth, FL 33467

p. 561-304-7211  
www.Quiltabit.com





**ADVERTISING**

## CUSTOM LONGARM QUILTING

---

DOTTY LEVINE

10351 SUNSET BEND DR.  
BOCA RATON, FL 33428

H. 561.470.6219

C. 561.756.1090

dottylevine82@yahoo.com

## Applique University

---

Applique With Dotty Levine

In-person and Online Classes Available

[www.appliqueuniversity.com](http://www.appliqueuniversity.com)