



QUILT GUILD BY THE SEA NEWSLETTER

JULY 2013

VOLUME 3, ISSUE 7

JUNE GUILD MEETING

Tuesday, July 9, 2013

To be held at:

Grace Community Church

600 W. Camino Real, Boca Ra-
ton

Time: 10:00AM — 12:00 PM

Program:

- Big Bee
- Show & Tell
- Name Tags: Wear your name tag & win a prize!
- Fat Quarter: Novelty / Juvenile

President's Letter

The heat of a South Florida summer starts me thinking of escaping to a cooler climate. So, when Melinda Schwartz told me about a quilting cruise to Alaska ... say no more. My two favorite things: quilting and cruising. I had always wanted to go to Alaska and the added plus of getting out of the Florida heat for 10 days was a no brainer! Sign me up, pack my bags and away I go!

Our days during the cruise were not at all tedious. On the days we were sailing between ports, we participated in quilt classes. When we were in port, we could take excursions or just walk around and explore. Wonder of wonders, each town had a quilt shop! A lovely set of twins, who owned a quilt shop in Anchorage, set up a shop on the ship and provided each of us with Bernina sewing machines. I took a class on fusing with Laura Wasilowski, and two classes with Kimberly Einmo, one of which was a Lonestar technique.

I had a fabulous time on the cruise. The people were great, I loved my classes, I loved my teachers, and I loved Alaska! The scenery was magnificent. The snowcapped mountains were breathtaking. We had exceptionally good weather the day we sailed into Glacier Bay. We were even lucky enough to see the top of Mount Fairweather; most days there is cloud cover over the mountain top but for about 5 minutes it was completely clear. And yes, there are places where the ice is blue and the water is a strange hue of green.



We saw whales, porpoises, otters, bears and eagles. Did I mention Alaska's summer days are 17 hours of daylight (I don't think I could take the 17 hours of dark in winter). All in all, I love Alaska.

Would I do another quilt cruise? I'm not sure... I wouldn't cruise to another place where the scenery so plentiful you constantly feel you are missing something. Part of the allure of Alaska is its breathtaking scenery as you cruise the inner passage, but because we were inside quilting, I felt I missed a lot. I would have liked to do both, but I had to choose between quilting and scenery.

So, would I do another quilt cruise? Probably, if it sailed in the Caribbean where everything looks the same between ports or transatlantic. The ideal quilt cruise is ... water, water everywhere!



VOLUNTEERS NEEDED

QGbtS is in need of volunteers for the following positions:

- Recording Secretary
- Local Longarm Quilters

CURRENT OFFICERS:

President:

Sarah Crew (561-620-2856)
crewhawken@aol.com

Vice President:

Dolly O'Shea (561-391-9368)
DollyOShea@comcast.net

Treasurer:

Lee Hasse(561-392-6866)
lmhasse@hotmail.com

Membership Director:

Ellen Heckler (561-245-8280)
Ellen.Heckler@gmail.com

Program Director:

Diane Provost (561-409-3114)
paquinprovost@gmail.com

Publication Director:

Deb Shoemaker
(954-629-1720)
DebShoemaker22@gmail.com

Travel Event Specialist:

Dodie Watson
(561-433-3941)
DodieWatson@att.net

BEAUTY AND THE BEAST

The membership of our guild thank Diane Provost, once again, for her amazing inspiration to do the Beauty and the Beast program. In addition, thank you to all of the Guild members who participated in 'Beauty and the Beast'. We had a terrific time sharing and seeing our beauties and beasts!





BEAUTY AND THE BEAST



BEAUTY AND THE BEAST




BEAUTY AND THE BEAST



BEAUTY AND THE BEAST



BEAUTY AND THE BEAST



QUILT GUILD by the SEA

PINS AND BAGS

ARE NOW AVAILABLE !

Pins and Bags will be available for purchase at each general meeting, as follows:

Bags & Pin—\$7.00

Pin Only —\$5.00

Bag Only—\$3.00



EVENT CALENDAR:

July 25, 2013

- Red Door Workshop

August 8, 2013

- Red Door Workshop

August 12, 2013

- **Guild Meeting:** Star Challenge Presentation
- Problem Clinic: Bring your Boo-boo's or work that you need assistance with.
- Fat Quarter: Stars

August 20, 2013

- QOV Workshop

September 12, 2013

- Jelly Roll Race Workshop

COMING SOON

- Japanese Folded Patchwork Blocks workshop by Diane Provost
- Working with Laminate by Diane Provost

UPCOMING WORKSHOPS:

Red Door Workshop

Date: July 25, 2013

Location: Lincolnwood Clubhouse

Time: 11:30AM—4:00 PM

Fee: Free

Red Door Workshop

Date: August 8, 2013

Location: Lincolnwood Clubhouse

Time: 11:30AM—4:00 PM

Fee: Free

QOV Workshop

Date: August 20, 2013

Location: Lincolnwood Clubhouse

Time: 10:00AM—3:00 PM

Fee: Free


Jelly Roll Race Workshop

Date: September 12, 2013

Location: Lincolnwood Clubhouse

Time: 10:00 AM—3:00 PM

Fee: Free (limited space; register early!)



**FAT QUARTER OF THE MONTH:
JUVENILE NOVELTY**

FASHION FORWARD SNEAKERS—BLACK



Timeless Treasures gives us colorful sneakers with distinctive designs, appealing to that lively, fashion forward person you are sewing for. The multi-colored sneakers are turquoise, lemon yellow, Kelly green, purple, lilac, magenta, pink, kumquat, pewter, black, and white on a black background. Larger shoes are approximately 3".

MAY FAT QUARTER OF THE MONTH

DRAWING WINNER:

Lee Hasse

IT'S A BEE!!!

Information submitted by Kathy Radosh

The Bee's below are open to new members:

Central Boca Bee

Place: Lincolnwood Club House

Time: Friday, 10:00 AM—2:00PM

Contact: Sarah Crew via email Crewhawken@aol.com

Note: Lincolnwood Bee will meet on the following Fridays: July 5, July 19, August 2, and August 23..

South Guild (aka Snowbird Bee)

The Snowbirds have flown north for the summer. The Snowbird Bee will resume in the fall.

Hand Applique Bee: The Hand Applique Bee is **full**. Please contact Joan Cohn via email Cohn666@aol.com or 561-998-1986 to be added to a waiting list.

MEMBERSHIP LIST

As of July 1, 2013 a QGbtS membership list including your name, phone number, and email address is available on-line. Please contact Ellen Heckler if there are any corrections or changes.



IT'S CURTAINS!



Yes, the QGbtS library at Grace Community Church now has curtains thanks to Ruth Askanas.

Thank you, Ruth for making drapes for our library.



KUDOS KORNER



QUILTS OF VALOR

- Thank you to our members who have so graciously donated their time and fabric to Quilts of Valor.
- Keep the Quilts of Valor blocks coming.
- Quilt blocks, 10 1/2 x 10 1/2 are needed for the QOV workshop on August 20th.
- We can always use Red, White, and Blue fabrics and finished blocks are always welcome. Please bring your donations to any meeting.
- Your participation in this program is appreciated by our soldiers.



RED DOOR PROJECT UPDATE

- We continue to have an overwhelming response to the Red Door Project.
- We have had several more donations of fabric, quilt tops, blocks and batting . Thank you Orla Englander for your donation of fabric, books and threads.
- Linda Bouvier, Rochelle Staiano, Karen Pugh, and Linda Thompson delivered 20 Red Door Quilts in the month of June. Yeah!

Join us for the upcoming Red Door Workshops. They will be held on August 8, from 11:30 AM—4:00 PM.

Location: Lincolnwood Clubhouse

There is something for everyone to do!





We have wonderful books. Take the opportunity to look through or borrow a book, DVD, or magazine that interests you.

All books must be checked out and returned at the next Guild Meeting. Late fees will be charged when applicable. Thanks to all who have donated!

Guild Librarians:

Joan Cohn & Elaine Greenberg

Library Hours: 9:30—10:00 AM during every Guild meeting.



LIBRARY INDEX NOW AVAILABLE

Take a look at the index of books found at the end of the newsletter. The QGbtS index will be updated quarterly.

Thank you Joan for compiling this list.

A Quilting Evolution

Quilters as well as all those who enjoy the beauty of quilts will love the exhibi-



tion at the Cornell Museum of Art & American Culture. The exhibition is presented in partnership with the Gold Coast Quilters Guild (GCQG).

The exhibit includes 80 to 100 traditional and art quilts. These quilts are hand or machine pieced and quilted, embroidered, thread painted, appliqued and embellished illustrating the wide range of techniques that exist in quilting today.

Location: Cornell Museum of Art & American Culture at the Old School Square, Delray Beach

Date: open until September 29, 2013

Time: Tuesday-Saturday, 10 am – 4:30 pm; Sunday, 1-4:30 pm; closed Mondays and major holidays

Admission: \$10 general; \$6 seniors & students with ID; \$3 ages 4-12; free for ages 3 and under.

IS SOMEONE WEARING A FLIP FLOP PIN?

If someone at the guild meeting is wearing a quilted flip flop pin, introduce yourself and give them a warm welcome. New members will wear these cute pins to identify themselves to other members.

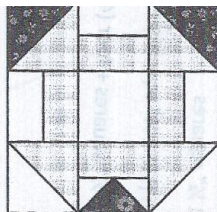


WELCOME TO OUR NEW MEMBER:

Teddy Deckoff



Build –A-Quilt: Block #6



Cutting instructions:

From 2 ½" DARK strip, cut eight (8) 2 ½" squares + four (4) 1 ½" x 2 ½" rectangles.

From 2 ½" MEDIUM strip, cut sixteen (16) 2 ½" squares + sixteen (16) 1 ½" x 2 ½" rectangles

From 2 ½" LIGHT strip, cut twelve (12) 2 ½" squares + twelve (12) 1 ½" x 2 ½" rectangles.

From the 1 ½" LIGHT strip, cut eight (8) 1 ½" squares.

Sewing Instructions:

Refer to "Making Half-Square-Triangle" and pair two (2) 2 ½" DARK squares with two (2) 2 ½" MEDIUM squares. Sew the pairs together to make 2 DARK/MEDIUM HST.

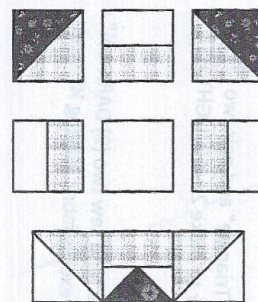
Refer to "Making Half-Square-Triangle" and pair two (2) 2 ½" MEDIUM squares with two (2) 2 ½" LIGHT squares. Sew the pair together to make 2 MED/LIGHT HST.

Refer to "Making Flying Geese" and make one (1) FG using one (1) 1 ½" x 2 ½" DARK rectangle and two (2) 1 ½" LIGHT squares.

Sew this FG unit to a MEDIUM 1 ½" x 2 ½" rectangle, use the diagram as reference.

Sew one (1) LIGHT rectangle and a MEDIUM rectangle, right sides together, lengthwise. Repeat 3 times to make 4 units.

Lay out one LIGHT 2 ½" square in the center and the other units around it using the diagram as reference. Sew the pieces in rows and then sew the rows together to complete the block.



Repeat 3 times to make 4 identical 6 ½" x 6 ½" unfinished blocks

Identify these blocks as #6

Happy Piecing!

ANNUAL MEMBERSHIP DUES

QGbtS annual membership dues for 2013 remain **\$30.00.**

'MEMBERSHIP HAS ITS PRIVILEGES'

Paid members of the QGbtS are eligible to:

- participate in Guild programs
- participate in workshops at a reduced rate
- receive monthly newsletter
- place ads in the classifieds.

Guests are welcome to attend our meetings with a donation of \$5.00 per month twice during a year.

For information, contact Ellen Heckler.

2013 QUILT CHALLENGE GUIDELINES

Theme: Galaxy of the Stars

Size: Any size up to twin

- Must be a pieced project
- Must have a 4" hanging sleeve on the back
- Deadline is August 13, 2013
- Must be accompanied by a 3"x5" card with your name, name of quilt, and any other description
- Your name must be on the back of your project
- Prize: \$25.00 gift certificate. Pieces will be judged at the October 2013 guild meeting by the members.



For additional information, contact Janet Eckard via email:

janeteckard42@yahoo.com

TREASURER'S REPORT

(6/30/2013)

Balance 6/30/2013	\$4,980
Income	\$ 226
Expenses	\$ 335
Balance	\$4,871

Submitted by Lee Hasse,
Treasurer



UPCOMING TRAVELS ...

Dodie Watson, our Travel Events Specialist, has arranged with Katy Church to plan three bus trips with Adventurous Travel. Details below:

Jacksonville Quilt Show & Deland Quilt Shop

Date: September 27–28, 2013

Price: \$185.00

Payment due by August 24, 2013

Fee includes comfortable bus (driver's tip included), quilt show entry fee, double occupancy hotel, and scenic cruise. Snacks and fun and shopping at quilt shops along the way. Meals **NOT** included.

Holiday Getaway to Suwannee Valley; Trenton, Mt. Dora

Date: December 6–December 7, 2013

Price: \$198.00

Payment due by October 26, 2013.

Fee includes comfortable bus (driver's tip included) with snacks and loads of fun along the way, and double occupancy hotel. Meals are **NOT** included.

See historic, lighted, town decorated for the holidays!

Refund Policy:

- Deposits to all three trips are non-refundable.
- Payments are not refundable. Spaces can be resold through Katy to persons on her waiting list.
- Order of pick-up and drop-off to be determined by Katy Church.
- Checks to be made payable to Katy Church.

One of our Guild members coordinates trips and/or tours to various quilt-related events that are of interest to members. This is not offered through the Guild but as an outside interest that we present at our meetings.





JUNE SHOW 'N TELL





JUNE SHOW 'N TELL



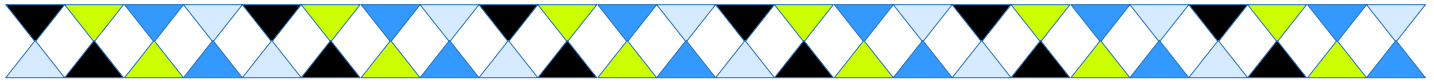
QUILT GUILD BY THE SEA NEWSLETTER

QGbtS LIBRARY INDEX, July 2013

Completed by Joan Cohn

TITLE	AUTHOR
120 Patterns for Traditional Patchwork Quilts	
A Constellation for Quilters	C. LaBrarche
A Gallery of American Quilts 3	
A Garden of Quilts	Mary Elizabeth Johnson
A Quiet Spirit	
A Quilter's Companion	D. Hinson
A Quilter's Life in Patchwork	
Adapting Architectural Designs for Quilts	AQS
Advanced Quilting	
America Glorious Quilts	Duke-Harding
American Country Christmas, 1990	Oxmoore House
American Country Scrap Quilts	
Anatomy of a Doll	Oroyan
An American Sampler—1995	
Angel Song	
Angle Antics	
Applique	BH & G
Applique Can Be Easy	Pat Adreatta
Applique Patterns for Native American Bead Work	Dr. Joyce Mori
Award Winning Quilts	Effie Chambers-Pforre
Basic Quilting	
Basket Garden	Mary Hickey
Best Quilts from Thimbleberries	Lynette Jensen
Best Sewing with Nancy	Oxmoor
Better Homes & Gardens American Patchwork & Quilting	
Better Homes & Gardens Great Patchwork Collection	Merideth
Better Homes & Gardens Heritage Quilts	
Better Homes & Gardens American Quilting	
Better Homes & Gardens New Patch	Maggie Malone
Better Homes & Gardens Patchwork & Quilting, Book 2	

Better Homes & Gardens Quilt Lover's Favorites, Vol. 10	
Blendable Curves	
Block Bender Quilts	Margaret Miller
Blocking & Finishing	D. Burchette
Boston Commons Quilt	Young
Calendar Quilts & Stitcheries	
Calico & Beyond	Roberta Horton
Christmas with Southern Living, 1987	Oxmoor House
Color & Cloth	Mary Coyne Ponders
Comforter Cover Ups	
Country Bride Quilt Collection	Benner-Pellman
Country Bride Quilts	Pellman-Heisey
Country Fabric Scrap Crafts	Marti Mitchell
Country Sampler Christmas Gatherings	Sampler Publications
Country Threads	M. Terdall
Creative Ideas for Christmas, 1986	
Creative Ideas for Christmas, 1987	
Cross Stitch for Beginners	L.A.
Designing the Doll	S. Oroyan
Discover America & Friends Sharing America	Dutton Studies
Early American Patchwork Patterns	Carol Belanger Grafton
Easy & Elegant Quilts	S. Wephews
Electric Mola	Jane Hill
Even More	Trudi Hughes
EZ Quilts—Have your Cake & Eat It Too	
Family Keepsake Quilts	V. Ritter
Fans	Jean Welts
Fast Fusible Quilts	
Fast Patch	Anita Hollcock
Fat Quarter Quilts	Jeanne Staufer-Sandra Hicks
Fine Feathers	M. Fons
Fill the House with Quilting	Eileen Westfall
Flowering Dogwood	Bonnie Browning



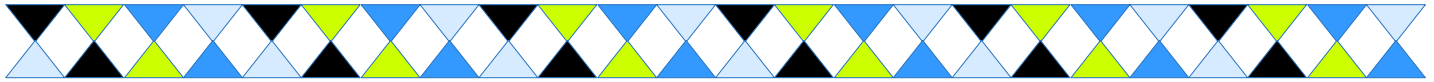
Flying Geese Quilt	Blanche Young
Follow the Lines—Quilting Designs	
Foundation Piecer, Winter 2001	
Friendship Quilt Collection	Debbie Munn
Gallery of American Quilts 1830-1991	Marsha McCloskey
Go Wild with Quilts	Margaret Rolfe
Great American Quilts	Oxmoor House
Great American Quilts, #2	
Great American Quilts, #4	Carol Newbill
Great American Quilts, #6	L.A.
Great American Quilts, #9	L.A.
Great American Quilts, 1988	
Great American Quilts, 1991	
Great American Quilts, 1992	
Great American Quilts, 1993	Sandra O'Brien
Great American Quilts, 2003	
Happy Endings	Mini Dietrich
Hats—A Heady Affair	Virginia Avery
Heirloom Machine Quilting	Harriet Hargrave
Heirloom Quilts—You Can Make	
History of Needlework Tools & Accessories	Sylvia Grover
Holly Jolly Christmas Quilting	
Hoochy Mama Quilts	
In Love with Quilts	
Irish Chain	Peadan
Jewel Box Quilts	
Lap Quilting	Georgia Boonsteel
Lets Make Waves	Fons & Porter
Living with Quilts	Phyllis George
Log Cabin Quilts	Bonnie Lehman & Judy Martin
Lone Star Quilts	Jan Krentz
Machine Quilted Jackets, Vests, and Coats	Nancy Moore
Magic Base Blocks for Unlimited Blocks	P. Barney—C. Shock
Magic Star—8	Mace McEligot



Make Your Own Great Vests	
Make Your Own Outdoor Flags & Banners	
Making a Sampler Quilt	
Memonite Quilts & Pieces	
Miss Rosie Quilt Collection	
More Lap Quilting	
More Template—Free Quilt Making	Trudie Hughes
Native American Designs, #2	Joyce Mori
Needlepoint	Hope Hanley
Needlepoint in America	Hope Hanley
Needlework Tools	Gay Ann Rodgers
No Stress Paper Piecing	
Oh Sew Easy Pillows	
Our Best Scrap Quilts	
Passionate Patchwork	Kaffe Fassett
Past Fancies	Thimbleberries
Patchwork & Applique	Sunset
Patchwork Patterns	J. Beyer
Pieced by Mother	Lasansky
Plain Fancy	Susan Burrows Swan
Poly Pringles Boof Of American Patchwork Quilts	
Publish your Patterns	Nancy Restuccia
P.S. I Love You Baby Collection	Linda Milligan-Nancy Smith
Quadcentrics	Jackie Robinson
Quick Country Christmas Quilts	D. Munn
Quick & Easy Patchwork on the Sewing Machine	Dover
Quick Quilting Basics	Ruth Romaker
Quick Quilts from the Heart	Porter & Fons
Quilt a Colorful Christmas	Sandra Hatch
Quilt Lover Series No. 3 So Many Squares	
Quilt Projects & Garments	Singer
Quilt Talk	Gerry Kimmel



Quilts—An American Legacy	Mimi Deitrich
Quilted for Christmas	
Quilting Answer Book	
Quilting Book	Merideth
Quilting in No Time	
Quilting Path	Louise Silk
Quilting the World Over	Willow Ann Soltow
Quilts for Chocolate Lovers	Janet Jones Worley
Quilts to Beds	Trudie Hughes
Ribbon Embroidery	Basilla
Rotary Cutting	Marsha McClusky
Sashiko—Blue & White	Mende
Sashiko—Traditional Japanese Designs	Nihon Vogue
Scaling Down	Trudi Hughes
Scrap Quilts—The Art is Making Do	Roberta Horton
Scrap Savers 101—Great Little Gifts	
Secrets of Successful Quilting	
Sets & Borders	Marston & Cunningham
Setting Up Sewing Space	Myina Giesbrecht
Sew Easy Embellishments	Nancy Zeiman
Simplicity Quilt It Yourself	Schoolhouse
Singer New Quilting by Machine	
Sleepy Acres	
Small Quilt Crafts	Amy Bradley
Small Quilts	
Smithsonian American Quilts	Doris Bowman
Smithsonian Treasury and Quilts	Doris Bowman
Snowball Quilts Simplified	Patricia Knoechel
Star Quilts	Mary Knapp
Stars & Flowers—3 Sided Patch	S. Nephew
Stencilling Christmas	Rosalie Peters
Straight Stitch Machine Applique	
Story Quilts	



Successful Quilting	
Suebonnet Sue All thru the Year	Sue Linker
Surprisingly Simple Quilts	Austrel Patch
Template Free Quilt Making	Trudi Hughes
Terry's Shortcut Quilt Collection	Terry Atkinson
The Joy of Quilting	Laurie Swim
The Classic American Log Cabin	Rodale
The Foundation, Vol. 4	
The Queens Rose Quilt	
The Quilters Catalog	
The Perfect Stitch	Roxanne McElroy
The Sampler Quilt	Diane Leone
The Scrapbook	J. Beyer
The Victorian—Sheer Fabric Applique	Ellen Mosbarger
The Weekend Quilt	Leslie Linsey
Thimbleberry House Warming	Lynette Johnson
Tips for Quilters	
Traditional American Crafts	Better Homes & Gardens
Traditional Patchwork Patterns	Carol Bellinger Grafton
Treasury of Christmas Crafts & Foods	Better Homes & Gardens
Treasury of Country Crafts & Foods	Better Homes & Gardens
Trip Around the World Quilts	Blanche Young
Twenty Little Patchwork Quilts	Marston & Cunningham
Two-Hour Mini Projects	Kate McKenzie
Variation On Hungarian Blue Print Textiles	
Warner Collect Guide to American Quilts	
Wedding Ring	Roedale
Wonder Block	Terry Martin
Working in Miniatures	Becky Schaefer
Xmas Gifts Under \$10.00	
Xmas Quilts & Afghans	Better Homes & Gardens