



QUILT GUILD BY THE SEA NEWSLETTER

July 2021

VOLUME 11, ISSUE 7

July 13, 2021

Guild Meeting

- Program: "How to Photograph Your Quilt" presented by Trudy Cleveland
- Hot Seat Poker

Volunteer Needed:

- Assistant Treasurer: Learn and assist the current treasurer with the ins and outs of the position.

Contact Marie Christine Leavitt for information:
mcglquilt@gmail.com

Guild Address:

Quilt Guild by the Sea
PO Box 64
Boca Raton, FL 33429

**Meeting Place: Zoom
until further notice**

President Letter

Dear Guild Members,

Hope this letter finds you all well and still enjoying your quilting. On these hot summer days, it's wonderful to have something to keep us busy in-doors!

Some of us have started to venture out into the new and different world; much is the same, but a lot has changed. It will take some time to figure out why some places are the same, some have changed, and some are still here, and some are gone. As for me, I'm just glad to be healthy and vaccinated.

At the board meeting this month, after much discussion and several votes, we have decided to postpone our in-person guild meetings until December 2021. We feel that this decision will allow our members to become more comfortable going out in a shared space. We, especially Sheryl, are trying to make this meeting special and the main event will be our wonderful "What Was I Thinking Sale". As for the rest of the months, July-November, we will still be meeting on zoom. Sheryl has wonderful programs planned for us. A big thanks to Ann for her technology expertise.

Speaking of "What was I thinking", if you have not already gone through your stash, it is time to begin to critique your fabric reserves and tools. Now is a good time to plan what you want to donate. The success of this sale will help offset Guild expenses and make some extra space in your sewing room. A win, win, in my book.

Don't forget to send Deb your pictures for show and tell. Everyone wants to see your latest finished projects, UFO's, etc. At this point I have a lot of almost: almost finished and almost started. There is so much to read in the rest of this newsletter, so get your cup of coffee or tea and enjoy.

As for me, I'm going to get back to work on another UFO.

Happy Sewing!

Pat



CURRENT OFFICERS:

President:

Pat Lynes
(561- 509-9914)
patlynes29@gmail.com

President-Elect:

Sarah Crew
561-809-0244
sfcrew41@gmail.com

Secretary:

Marcia Degner
(561-243-1776)
msdegner@gmail.com

Treasurer:

Marie-Christine Leavitt
561-699-2216
mcglquilt@gmail.com

Membership Director:

Ellen Birnbaum
twinee38@gmail.com

Program Director:

Sheryl Platt
(561-756-5179)
Sherylplatt3@gmail.com

Publication Director:

Deb Shoemaker
(954-629-1720)
DebShoemaker22@gmail.com

Technology Director:

Ann Ford
(512-289-0797)
ann.k.ford@gmail.com

QOV Program Chair:

Rochelle Staiano
(561- 509-9914)
sashakins@hotmail.com

Outreach Program Chair:

Linda Eddy
(561-376-3996)
eddylinda1007@yahoo.com

UPCOMING PROGRAM & WORKSHOP HIGHLIGHTS:

Program: "How to Photograph Your Quilt" presented by Trudy Cleveland

July 13, 2021

Trudy Cleveland, a professional photographer and longarmer, will show us how to use our smartphone to take professional looking images of our quilts. Trudy has been taking pictures of quilts using her smartphone and their hidden features to get the most out of your phone camera.



Workshop: "How to Photograph Your Quilts Like a Pro" presented by Trudy Cleveland

Friday July 16, 2021 10:00am - 1:00pm (3 hours)

Session 1: Instruction on taking photographs with smartphone including: Whole quilt view, Close-up view, Portrait view, Back of Quilt, and Label

Wednesday July 21, 2021 10:00am - 1:00pm (3 hours)

Session 2: Editing with Smartphone including: Selecting Best images of 1st session, We will adjust size, crop, exposure, contrast, saturation and brilliance using your smartphone.

At the completion of the workshop you will be able to shoot an image and make adjustments to the image to achieve professional looking pictures of your quilts.

Workshop Cost: \$55.00

August 10, 2021

Program: ""Speedy Solutions for Cutting & Organizing Your Scrap Stash!""

Learn Lori's "Scrapping Rule" how she sorts and identifies value, and all her speedy methods of turning an unorganized stash of wrinkled scrap fabrics into a beautifully organized stash of all your scrap fabric stored by size and value or theme! She has some great ideas for storage solutions. You'll learn to quickly turn the fabrics you love into fantastic quilts.

CARING HEARTS

Best Caring Hearts is an on-going part of our newsletter.



Any information to be included in this portion of the newsletter should be emailed to: DebShoemaker22@com.

HOT SEAT POKER

Make sure you stay until the end of the meeting to play Hot Seat Poker.

Two lucky winners receive a \$25.00 Gift Certificate from one of the quilt shops or lingerers advertising with us. Your choice!

June's lucky winners:

- Joan Wing
- Ellen Anderman



Happy Thread the Needle Day—July 25



THE 2021 QUILT CHALLENGE "WORDS TO THE WISE"

Make a wall quilt using a phrase, quotation or meaningful words as your inspiration. **The wording must be readable on the front of the quilt, in any size.** Pre-printed commercial fabric cannot be used for the inspiration wording.

All quilting techniques and surface embellishments are allowed:

piecing, appliqué, embroidery, painting, foiling, beading, free-motion, etc. It's YOUR quilt!

Size: No smaller than 18x18" (or a 72" perimeter) and no larger than 24"x24" (or a 96" perimeter). Any shape is acceptable within the perimeter measurements. A hanging sleeve will be

required if we are having a live meeting.

Due date: October 12, 2021 General Meeting. If the meeting is live, bring your quilt. If the meeting is via Zoom, Deb Shoemaker will need your quilt photos one week prior to the meeting.

Details: One entry per member. There will be a prize for Viewer's Choice and a prize by random drawing from among all participants. The same member cannot receive both prizes.

Some thoughts: Your inspiration can come from a statement by a famous person, from a book or movie title, from your quilting passion or from those things your mother taught you. Put on your thinking cap and have fun with it!

Questions? Email Marcia Degner at msdegner@gmail.com.



2021 ANNUAL



MEMBERSHIP DUES

**'MEMBERSHIP HAS ITS
PRIVILEGES'**

Membership dues have been lowered for 2021 to \$36.00.

Please note that as a not-for-profit organization, we **can** accept donations. So, feel free to pay whatever you would like - but no less than \$36.

Paid members of the QGbtS are eligible to:

- participate in Guild programs
- participate in workshops
- receive monthly newsletter
- place ads in the classifieds.
- Dues may be paid by credit card or PayPal on the Guild's website: QuiltGuildbythe-Sea.com or checks may be sent to the PO Box.
- Dues are non-refundable.

For further information contact:

Ellen Birnbaum by
emailtwinee38@gmail.com

"THE FRANK MCGEE MEMORIAL QOV WORKSHOP"

The QOV Workshops

Due to self-isolation and social distancing, the next date for the QOV Workshop is undetermined. We will notify you when we can restart our program.



∴ quilt of valor ∴

Nominate a Veteran

Do you know a deserving Veteran that was touched by war? It is time to nominate them. We are hoping to restart our Quilts of Valor awards in 2021 and we have many quilts available right now to present. Reserve one for a family member, a friend, a colleague, a neighbor, etc...or tell them how to nominate themselves.

It's easy to nominate a Veteran in 4 easy steps:

- Sign in to **QOVF.org**
- Click "Nominations and Awards" at the top of the page
- Read the Eligibility and Mission of Quilts of Valor
- Click the box for "online nomination form" and complete the form
- In the comments area, please write that you wish to have this quilt request going to Quilt Guild by the Sea.

QOVF ON AMAZONSMILE

What is AmazonSmile?

AmazonSmile is a simple and automatic way for you to support your favorite charitable organization every time you shop at no cost to you. When you shop at smile.amazon.com, you'll find the exact same low prices, vast selection, and convenient shopping experience as Amazon.com with the added bonus that Amazon will donate a portion of the purchase price to your favorite charitable organization. You can choose from over one million organizations to support.

How do I shop at AmazonSmile?

To shop at AmazonSmile simply go to smile.amazon.com from the web browser on your computer or mobile device. You may also want to bookmark smile.amazon.com to make it even easier to return and start your shopping at AmazonSmile.

WRAPPERS NEEDED:

- Volunteers are needed for Broward County to attend QOV quilt presentations, and assist with wrapping the quilt around the recipient. Anyone interested should contact Rochelle Staiano, QOV Program Chair, at 561- 509-9914 or via email, sashakins@hotmail.com .

PRESENTATIONS:

- Rochelle and the QOV team have presented **28 of the original 32** QOV quilts on the waiting list since April. Way to go, ladies!

QOV PRESENTATION:

B.Sam served in the Navy during WWII in the South Pacific. He was drafted right out of high school and served from 1941 to 1945.



QOV PRESENTATION:

A Quilt of Valor was awarded to Martin Weisberger, a Veteran of the Korean War.




QOV PRESENTATION:

A Quilt of Valor was presented to Michael Thomas, 93 years old, on June 8, 2021. Michael served in the Navy during Korea.



QOV PRESENTATION:

A Quilt of Valor was presented to Mark Velz; he served during Operation Iraqi Freedom 2002-2007 Marine Corp.



QOV PRESENTATION:

A Quilt of Valor was awarded to Dennis Dobbins; he served in the Navy in Vietnam.



QOV PRESENTATION:

A Quilt of Valor was awarded to Evert Berquist, 100 years old. Evert served in Normandy.




QOV PRESENTATION:

A Quilt of Valor was presented to Jearl Downey by Linda Bouvier. Jearl was a dog handler in the Marines in Vietnam.



QOV PRESENTATION:

A Quilt of Valor was awarded to Nigeal A. who served in the Army during Vietnam as a Mechanized Infantry Driver of the M113 Armored Personnel Carrier. His son and granddaughter were there to see the award.



QOV PRESENTATION:

A Quilt of Valor was awarded to Shykera C. on behalf of Quilt Guild by the Sea. Shykera served in the Army from 2002-2014; she worked in numerous assignments around the world and currently works assisting soldiers and their families in the South Florida area.



QOV PRESENTATION:

I spent a very special evening with 98 year old Anthony P.'s and his family and was honored to award him a Quilt of Valor on behalf of Quilt Guild by the Sea for his service during WWII. He told us about how as a high school senior in 1941, a civilian company approached his high school looking for volunteers to train and work as machinists. He and other classmates took advantage of this paid apprentice opportunity. He later joined the Navy and became a machinist mate and was stationed in the South Pacific for the duration of his service in WWII, repairing ships including sub chasers, destroyers, cruisers, battle ships and aircraft carriers.



COMFORT QUILTS

- Due to self-isolation and social distancing, the next date for the Comfort Quilt Workshop is undetermined. We will notify you when we can restart our program.
- Comfort Quilts has received an **anonymous donation** that has covered the cost of labels for Comfort and Fidget Quilts.
- Keep making Comfort Quilts, Hats and Isolette Covers ... they are much appreciated!
- **Needed: Men's and teenage boy/boy Comfort quilts.**
- Juvenile Comfort Quilts are needed in Trauma Centers. Crib size is suggested.
- Novelty and juvenile fabrics are needed as well as 2 yard measures of fabric for backings.



Comfort quilt size specifications are:

- ♦ a minimum of **38 - 42" wide**, and a minimum of **48 - 54"** in length. If you are using your own backing and batting and are doing your own quilting, feel free to make them wider and/or longer.
- ♦ Quilt tops should be 40" wide so that we can use one width of fabric and do not have to piece the backs.
- The size of the NICU coverlets quilts is 36" X 36".
- Please contact Linda Eddy (561) 376—3996 for additional information.

FIDGET QUILTS:

- Due to self-isolation and social distancing, the next date for the Fidget Quilts Workshop is undetermined. We will notify you when we can restart our program.
- **Join the Fidget Challenge!** It's as simple as creating 1 Fidget quilt per month.
- The demand for Fidget Quilts is higher than we are able to meet. Think about using a UFO or some unfinished projects and turning them into Fidgets!
- Fidget Quilts are needed for children as well.
- **Needed: Embellishments, knick-knacks, and any other fun objects to create Fidget quilts! Please contact Ellen Heckler if you have anything to donate.**

For additional information, please contact Ellen Heckler (561-245-8280) or by email.

COMFORT BEARS:

- Year-to-Date, 60 Comfort Bears have been delivered.
- Due to self-isolation and social distancing, the next date for the Comfort Bears Workshop is undetermined. We will notify you when we can restart our program.
- More Bears are needed and greatly appreciated!
- Comfort Bear kits complete with paper pattern, fabric, and ready-to-sew-on bear faces are available. This is a quick and easy project that will make a child smile.
Please do not fringe corduroy bears — they shred!!
- Pattern and instruction for the Bear and Mask can be found on the QGbtS website.



For Knitters and Crocheters:

- Year-to-Date, 89 Hats have been delivered.
- Knit and Crocheted Caps have been well received. Additional caps have been requested.
- Contact: Janet Fredricks [954-242-9010](tel:954-242-9010) or email quilthoney@aol.com with any questions.
-



MASKS

- Additional masks, any type and all sizes. If anyone would like to contribute, masks are needed in trauma as well as the ER.
- If you need elastic please contact Linda Eddy (561)376—3996.
- Contact Linda Bouvier at (561) 498—9777 for additional mask information.

SHOW 'N TELL—JUNE:



Marie-Christine Leavitt



Marie Christine Levitt



Janet Copen



Janet Copen


SHOW 'N TELL—JUNE:



Sarah Crew



Linda Bouvier



Pat Lynes

WILD AND WACKY HOLIDAYS IN JULY:

- July 2: UFO Day
- July 4: Independence Day
- July 6: International Kissing Day
- July 7: Father Daughter Take a Walk Day
- July 8: National Blueberry Day
- July 10: Teddy Bear Picnic Day
- July 11: Cheer Up the Lonely Day
- July 19: National Daquiri Day
- July 20: National Moon Day
- July 25: Threading the Needle Day
- July 29: International Tigers Day
- July 30: International Day of Friendship
- July 31: National Watermelon Day





CLASSIFIED

FOR SALE:

BABYLOCK CORONET MID ARK SETUP

Price: \$6,500

Description:

The Coronet longarm quilting machine opens up worlds of possibilities for first-time longarm quilters. The included 5' frame fits easily into the smallest studio, yet the Coronet has huge 16" workspace that gives quilters complete control over their compositions from beginning to end.

The Baby Lock Coronet longarm quilting machine features include:

- LCD Touch Screen Display
- LED Lighting
- 1,800 Stitches Per Minute
- "M" Class Bobbin
- 16" Large Creative Space
- Built-In Stitch Regulation

Add-Ons that do not come with the initial set up that are included in this sale include the light kit, and poles for more traditional loading of the quilt.

Delivery Method: Pick-Up Only

For additional information, contact Christina Tierney via email: christina.tierney@gmail.com or call (561) 699 – 9029.





ADVERTISING

**THE INSPIRED
Sewist**

Lori A. Fitzgerald
Owner/Operator

 (561) 747-0525
 lori@theinspiredsewist.com
 theinspiredsewist.com

BERNINA Dealer & Koala Sewing Studio Dealer

661 Maplewood Drive, Suite 14
Jupiter, Florida 33458

Laura & Dave Jordan

Brother • Miele
Babylock



Laura's Sewing & Fabric
Sewing Machines • Fabrics • Supplies
Sales & Service • Classes

www.sewwithlaura.com • laurassewing@bellsouth.net

3966 Northlake Blvd.
Palm Beach Gardens, FL 33403
561-799-5228

1707 N.W. St. Lucie West Blvd., #102
Port Saint Lucie, FL 34986
772-344-5229



ADVERTISING



StitchCraft

quilt • sew • stitch

VISIT OUR
NEW
LOCATION!

141 NW 20th St, Suite D2, Boca Raton, FL 33431
info@stitchcraft.com (561) 447-4147 www.stitchcraft.com

Open Mon - Sat 10 - 5



CUSTOM LONGARM QUILTING

DOTTY LEVINE

10351 SUNSET BEND DR.
BOCA RATON, FL 33428

H. 561.470.6219

C. 561.756.1090

dottylevine82@yahoo.com



ADVERTISING



Linda Adamcik
Quilting Queen Inc.
Long Arm Quilting Services
561-310-1363
QuiltingQueen@att.net

Cindi Mandarano
Longarm Quilting Service

Piece 2 Peace
QUILTING



561-212-3622
piece2peacequilting@gmail.com