



QUILT GUILD BY THE SEA NEWSLETTER

JUNE 2013

VOLUME 3, ISSUE 6

JUNE GUILD MEETING

Tuesday, June 11, 2013

To be held at:

Grace Community Church

600 W. Camino Real, Boca Raton

Time: 10:00AM — 12:00 PM

Program:

- Beauty and the Beast
- Show & Tell
- Fat Quarter: Solids

President's Letter

As You Sew ...

Once upon a time, long, long, ago and far, away there was a magical land called 'Perfect Quiltdom'. It was a wonderful place to live; the skies were blue, and the flowers were always in bloom. There were happy quilters everywhere; the quilter's seams were always straight, they never mis-cut their fabric, and they never, ever had to rip out any seams...even when paper piecing. In fact, they had transformed their seam rippers into creative art objects that they placed in museums created to display their unique beauty. What a sublimely perfect place to live. The happy quilters opened their arms and invited me to live there and quilt with them... just then, I awoke with my seam ripper clutched tightly in my hand.



You see, in order to get perfectly straight lines and perfect points for my star challenge quilt, I am paper piecing. Now, I do love paper piecing, I really do; especially after finally overcoming my Scottish tendency to use pieces of fabric that are just a smidgen too small to cover the space needed. We mustn't waste fabric, right? Then, out would come the seam ripper. I have now learned to use large enough pieces... Whew, that learning curve took long enough! Now, I have abstractly sliced through a completed star point as I was cutting the next piece. Again, out with my trusty seam ripper.

I have eight (just counted them), eight seam rippers. I am always on a quest for the perfect seam ripper, wherever I go. My favorite one has a light and a magnifying glass. And let me say, it is a lethal weapon since Deb's husband sharpened it.

Of course, I have stabbed myself several times and had to go running to wash off the blood before it got on my quilt. I do love this one best and have named it "AI" after Deb's husband.

As I am making this quilt and writing this letter, the quote, "As you sew, so shall you rip." keeps running through my head. Thanks to Orla, this is now my mantra.

Happy quilting and of course, happy ripping.

Sarah

Vintage Tiffany & Co. Sterling Silver Seam Ripper, Made in Germany



VOLUNTEERS NEEDED

QGbtS is in need of volunteers for the following positions:

- Recording Secretary
- Local Longarm Quilters

CURRENT OFFICERS:

President:

Sarah Crew (561-620-2856)

crewhawken@aol.com

Vice President:

Dolly O'Shea (561-391-9368)

DollyOShea@comcast.net

Treasurer:

Lee Hasse(561-392-6866)

lmhasse@hotmail.com

Membership Director:

Ellen Heckler (561-245-8280)

Ellen.Heckler@gmail.com

Program Director:

Diane Provost (561-409-3114)

paquinprovost@gmail.com

Publication Director:

Deb Shoemaker

(954-629-1720)

DebShoemaker22@gmail.com

Travel Event Specialist:

Dodie Watson

(561-433-3941)

DodieWatson@att.net

BEAUTY AND THE BEAST

QGbtS is proud to announce our first membership presentation of Beauty and the Beast during our June program.

We are looking for members to bring their loveliest or favorite quilts and the quilts they like the least or their most challenging beast and share their story with other members.

If you do not have the quilt, please bring a picture to share.

Additional participation is needed—we have 9 members signed up. Please contact Diane Provost to register.

TARYN JARAMILLO DEPLOYMENT AND RETURNING AWARENESS PRESENTATION

The members of QGbtS would like to thank Taryn Jaramillo, Sr. Social Worker of the Department of Veteran Affairs, for her informative presentation of issues shared by deploying and returning veterans and their families/support systems. Taryn's presentation covered raising awareness of topics of how veterans and their families react or interpret benign questions or statements, discussed emotional cycles of deployment; including multiple and extended deployment, and what might bring a vet in for treatment.

At the end of Tarayn's presentation, our members were proud to give Tarayn 12 completed QOV quilts that will be given to men and women returning from service.



QOV QUILTS ON PARADE



QOV ON PARADE



QOV ON PARADE



JULIE MILLER'S BACK BASTING APPLIQUE WORKSHOP PHOTO GALLERY





KUDOS KORNER



QUILTS OF VALOR


- Thank you to Ray Marcinkoski for your service to our country and for assisting QGbtS with long-arm quilting of some of our QOV quilts.
- Thank you Carol and Joannie, in New Jersey, for continuing to donate your time and assist our guild with making QOV quilts.
- Thank you to our members who have so graciously donated their time and fabric to Quilts of Valor.
- Keep the Quilts of Valor blocks coming.
- We can always use Red, White, and Blue fabrics and finished blocks are always welcome. Please bring your donations to any meeting.
- Your participation in this program is appreciated by our soldiers.



RED DOOR PROJECT UPDATE

We continue to have an overwhelming response to the Red Door Project. We have had several more donations of fabric, quilt tops, blocks and batting.

Thank you to:



Sue Glasnapp for the generous donation of thousands of 2" strips, hundreds of 5" squares and books.

Ruth Goode, Blairsville, Ga. for her generous donation of \$50.00 for batting for the Red Door quilts.

Join us for the upcoming Red Door Workshops. They will be held on Thursday, June 25 and August 8, from 11:30 AM—4:00 PM.

Location: Lincolnwood Clubhouse

There is something to do for everyone!





KUDOS KORNER



Thank you to all of our members that have worked so diligently to complete quilts for the Red Door project. We are able to send twenty-five quilts for donation.





We have wonderful books. Take the opportunity to look through or borrow a book, DVD, or magazine that interests you.

All books must be checked out and returned at the next Guild Meeting. Late fees will be charged when applicable. Thanks to all who have donated!

Guild Librarians:

Joan Cohn
& Elaine
Greenberg

Library
Hours:
9:30—



IS SOMEONE WEARING A FLIP FLOP PIN?

If someone at the guild meeting is wearing a quilted flip flop pin, introduce yourself and give them a warm welcome. New members will wear these cute pins to identify themselves to other members.



RED DOOR / CALCULATOR TAPE WORKSHOP

Thank you Linda Thompson for sharing the calculator tape strip method with our members during our Red Door workshop. Word has it, 'Everyone had fun!'



A Quilting Evolution

Quilters as well as all those who enjoy the beauty of quilts will love the exhibition



at the Cornell Museum of Art & American Culture. The exhibition is presented in partnership with the Gold Coast Quilters Guild (GCQG).

The exhibit includes 80 to 100 traditional and art quilts. These quilts are hand or machine pieced and quilted, embroidered, thread painted, appliqued and embellished illustrating the wide range of techniques that exist in quilting today.

Location: Cornell Museum of Art & American Culture at the Old School Square, Delray Beach

Date: open until September 29, 2013

Time: Tuesday-Saturday, 10 am – 4:30 pm; Sunday, 1-4:30 pm; closed Mondays and major holidays

Admission: \$10 general; \$6 seniors & students with ID; \$3 ages 4-12; free for ages 3 and under.

EVENT CALENDAR:

JUNE 11, 2013

- **Guild Meeting:** Beauty and the Beast; our members share their best and worst quilts
- Fat Quarter: Solids

JULY 9, 2013

- **Guild Meeting:** The Big Bee
- Fat Quarter: Novelty/Juvenile

August 12, 2013

- **Guild Meeting:** Star Challenge Presentation
- Problem Clinic
- Fat Quarter: Stars

COMING SOON

- Japanese Folded Patchwork Blocks workshop by Diane Provost
- Working with Laminate by Diane Provost


UPCOMING WORKSHOPS:

Jelly Roll Cutting Party

Date: Thursday, June 6, 2013
Location: Lincolnwood Clubhouse
Time: 10:00 AM—3:00 PM
Fee: Free

Jelly Roll Race Workshop

Date: September 12, 2013
Location: Lincolnwood Clubhouse
Time: 10:00 AM—3:00 PM
Fee: Free (limited space; register early!)



WELCOME TO OUR NEW MEMBER:

Linda Adamcik

WELCOME TO OUR VISITORS:

Susan Rowe, Lois & Ray Marcinkoski,
and Lorraine & Tony Marino

MAY FAT QUARTER OF THE MONTH

DRAWING WINNER:

Nancy Ialacci



Sometimes a girl's
just gotta sew!

**FAT QUARTER OF THE MONTH:
SOLIDS**

**KONA COTTON SOLIDS—
FABRIC ROLL—NEW DUSTY
PALETTE**



These strips of the Dusty Palette solids will help to show off your most gorgeous prints and patterns. Kona Cotton Solids Fabric Roll from Robert Kaufman Fabrics. The rolls includes 41 44" x 2 1/2" strips.

MEMBERSHIP LIST

A QGbtS membership list including your name, phone number, and email address will be published on-line beginning July 1, 2013.



IT'S A BEE!!!

Information submitted by Kathy Radosh

The Bee's below are open to new members:

Central Boca Bee

Place: Lincolnwood Club House

Time: Friday, 11:30 AM—3:00PM

Contact: Sarah Crew via email Crewhawken@aol.com

Note: Lincolnwood Bee will meet on the following Fridays: June 7th, July 5, July 19, August 2, and August 23, at 11:30.

South Guild (aka Snowbird Bee)

The Snowbirds have flown north for the summer. The Snowbird Bee will resume in the fall.

Hand Applique Bee: The Hand Applique Bee is **full**. Please contact Joan Cohn via email Cohn666@aol.com or 561-998-1986 to be added to a waiting list.





"Celebrating God · Changing Lives · Growing Disciples"

April 23, 2013

Dear Quilt Guild By the Sea,

Thank you so much for being a part of our annual Bruce Wohlleb Memorial Golf Benefit Dinner and Auction. Because of the generosity of you and our other donors and sponsors, we had a very successful event. Your prayers and support are greatly appreciated.

The night of the auction we brought in over \$17,000. This will be a tremendous help for Children's and Youth Ministries and Missions. Your contributions make you a part of the mission experience as we take our young people to share God's love and serve others. So thank you again for partnering with us.

Many thanks and blessings,

Jane Sackler

Children's & All Church Events Ministries

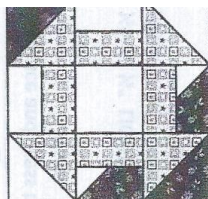


600 W. Camino Real Boca Raton, Florida 33486-5598 • (561) 395-2811 • Fax (561) 620-7947 • www.graceboca.org

Rev. Dr. Kirk A. McCormick, Senior Pastor ♦ Rev. Robert J. Collins, Parish Associate of Membership and Congregational Care
Aaron Moore, Director of Music ♦ Jane Sackler, Director of Children's Ministries & All Church Events
Cheryl Lee Stone, Preschool Director ♦ Derek Gillespie, Minister of Youth and Missions ♦ Mark Denkler, Business Manager
Karen Solomon, Communications and Office Manager ♦ Fannie Sanabria, Administrative Assistant



Build –A-Quilt: Block #5



Cutting instructions:

From 2 ½" DARK strip, cut sixteen (16) 2 ½" squares + sixteen (16) 1 ½" x 2 ½" rectangles.

From 2 ½" MEDIUM strip, cut thirty-two (32) 2 ½" squares + thirty-two (32) 1 ½" x 2 ½" rectangles

From 2 ½" LIGHT strip, cut twenty-four (24) 2 ½" squares + sixteen (16) 1 ½" x 2 ½" rectangles

From 1 ½" LIGHT strip, cut sixteen (16) 1 ½" squares.

Sewing Instructions:

Refer to "Making Half-Square-Triangle" and pair two (2) 2 ½" DARK squares with two (2) 2 ½" MEDIUM squares. Sew the pairs together to make 2 DARK/MEDIUM HST.

Refer to "Making Half-Square-Triangle" and pair two (2) 2 ½" MEDIUM squares with two (2) 2 ½" LIGHT squares. Sew the pair together to make 2 MED/LIGHT HST.

Refer to "Making Flying Geese" and sew one (1) Light 1 ½" square to one end of a 1 ½" x 2 ½" DARK. Make two (2) different rectangles following the diagrams below. Trim the excess fabric leaving ¼" seam allowance and press toward the DARK.

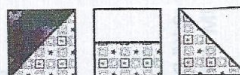
Sew each units to a MEDIUM 1 ½" x 2 1/2" rectangle, press toward the MEDIUM.




Sew one (1) LIGHT rectangle and one (1) MEDIUM rectangle, right sides together, lengthwise. Press the seam toward the MEDIUM. Repeat to make two (2) units.

Lay out one LIGHT 2 ½" square in the center and the other units around it using the diagram as reference. Sew the pieces in rows and then sew the rows together to complete the block.

Repeat 7 times to make 8 identical 6 ½" x 6 ½" unfinished blocks

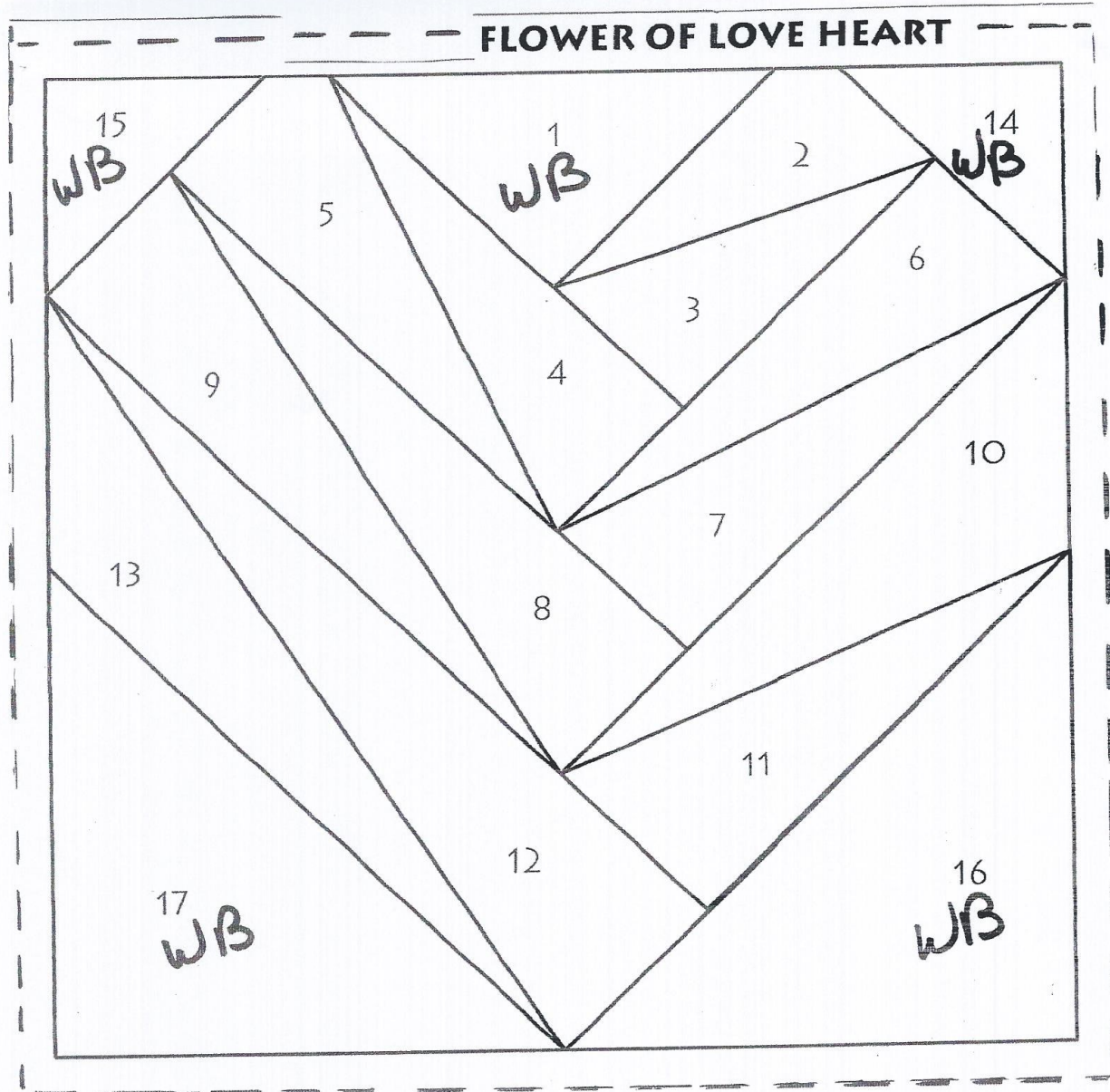


Identify these blocks as #5



Happy Piecing!





WB = White Background Fabric

Option:

When paper piecing is finish, use a 2 ½" x WOF strip in Medium or Dark color to frame your hearth block.

Start sewing the strip on the 2 sides, press. And then sew the strip to the top & bottom, press.

Thank you!

ANNUAL MEMBERSHIP DUES

QGbtS annual membership dues for 2013 remain **\$30.00.**

'MEMBERSHIP HAS ITS PRIVILEGES'

Paid members of the QGbtS are eligible to:

- participate in Guild programs
- participate in workshops at a reduced rate
- receive monthly newsletter
- place ads in the classifieds.

Guests are welcome to attend our meetings with a donation of \$5.00 per month twice during a year.

For information, contact Ellen Heckler.



TREASURER'S REPORT

(5/31/2013)

Balance 3/31/2013	\$5,381
Income	\$ 60
Expenses	\$ 461
Balance	\$4,980

Submitted by Lee Hasse,
Treasurer

2013 QUILT CHALLENGE GUIDELINES

Theme: Galaxy of the Stars

Size: Any size up to twin

- Must be a pieced project
- Must have a 4" hanging sleeve on the back
- Deadline is August 13, 2013
- Must be accompanied by a 3"x5" card with your name, name of quilt, and any other description
- Your name must be on the back of your project
- Prize: \$25.00 gift certificate. Pieces will be judged at the October 2013 guild meeting by the members.



For additional information, contact Janet Eckard via email:

janeteckard42@yahoo.com

UPCOMING TRAVELS ...

Dodie Watson, our Travel Events Specialist, has arranged with Katy Church to plan three bus trips with Adventurous Travel. Details below:

Bus Trip to Savannah, Gaston and Ashville

Date: June 26, 2013—July 1, 2013

Price: \$418.55

Deposit of \$209.55 due April 27, 2013. Balance of \$209.00 due May 25, 2013.

Fee includes comfortable bus (driver's tip included), double occupancy hotel, and scenic cruise. Snacks and fun and shopping at quilt shops along the way. Meals **NOT** included.



Jacksonville Quilt Show & Deland Quilt Shop

Date: September 27—28, 2013

Price: \$185.00

Payment due by August 24, 2013

Fee includes comfortable bus (driver's tip included), quilt show entry fee, double occupancy hotel, and scenic cruise. Snacks and fun and shopping at quilt shops along the way. Meals **NOT** included.



Holiday Getaway to Suwannee Valley; Trenton, Mt. Dora

Date: December 6—December 7, 2013

Price: \$198.00

Payment due by October 26, 2013.

Fee includes comfortable bus (driver's tip included) with snacks and loads of fun along the way, and double occupancy hotel. Meals are **NOT** included.



See historic, lighted, town decorated for the holidays!

Refund Policy:

- Deposits to all three trips are non-refundable.
- Payments are not refundable. Spaces can be resold through Katy to persons on her waiting list.
- Order of pick-up and drop-off to be determined by Katy Church.
- Checks to be made payable to Katy Church.

One of our Guild members coordinates trips and/or tours to various quilt-related events that are of interest to members. This is not offered through the Guild but as an outside interest that we present at our meetings.

Coral Springs Quilt Guild


June 2013 Special Event Program

Friday June 28th, 2013 7:15pm

Debbi Crane

Lecture: [True Confessions of a Rebellious Quilter](#)

[Mixed mania : recipes for delicious mixed-media creations](#) Authors: Debbi Crane & Cheryl Prater.



Debbi Crane Embellished Doll Workshop

Saturday June 29th, 2013 - 10am - 4pm at [Cypress Hall at Cypress Hammock Park](#)

These dolls are sooo cute/fun and we will have a blast embellishing already made forms.

Be happy creative and/or make some really wicked voodoo dolls ... hehehe :-)

Grand/daughters will love them. You get to make 2 of each type provided by her kits and supplies.

Kit fee of \$20 paid to instructor at class which includes 2 of each doll and lots of embellishments.



Only a few spaces remaining – don't wait to reserve your spot.

Everyone Welcome!

Non-Members \$5 Special Event Lecture Fee ~ Meeting starts at 7:15pm
[Cypress Hall at Cypress Hammock Park](#), 1300 Coral Springs Drive, Coral Springs, FL.

Workshop Fee ~ Members \$40 ~ Non-Members \$45 ~ Plus Kit \$20 Fee

Call or email Charlotte Noll kirkenoll@bellsouth.net 954-562-8604



MAY SHOW 'N TELL

