



# QUILT GUILD BY THE SEA NEWSLETTER

June 2015

VOLUME 5, ISSUE 6

## JUNE GUILD MEETING

**Tuesday, June 9, 2015**

To be held at:

Grace Community Church

600 W. Camino Real

Boca Raton

Time: 10:00 AM — 12:00 PM

### Program:

Quilt Guild Meeting

- "I Don't Share". Owning your own quilt from start to finish. Lecture by Dorothy McDonnell
- Fat Quarter: Sewing
- Show 'n Tell

Quilt Guild by the Sea

PO Box 64

Boca Raton, FL 33429

## VOLUNTEERS NEEDED

QGbtS is in need of volunteers for the following positions:



- Local Longarm Quilters
- Photographer
- Webmaster

## PRESIDENT'S LETTER

Thank you to all our members who actively participate in QGbtS's various charity projects and congratulations on all you have accomplished. Many bed and lap quilts, bears, and now 'fidget quilts' have been made and distributed throughout our community. Diane and Letty took several QOV quilts to different Memorial Day events, and special recognition was proclaimed by the Mayor of Boca Raton for this work. Details can be found elsewhere in this newsletter.

The May workshop on Hawaiian quilting taught by our own Janet Eckard was fun and provided students with much information on Hawaiian quilting, history and design, and on the applique technique.

Our June workshop will be on free-motion quilting; so, if you have been wanting to improve your skills, take advantage of this opportunity.

QGbtS's beautiful 2015 Donation Quilt was won by quilter Ellen Weston; we know she will give it a good home. This project added more than two thousand dollars to our treasury. A committee is already at work on the 2016 Donation Quilt, which I know will be very beautiful and worthy of your support.

Also, in the works is our annual donation quilt for Grace Church, which graciously provides a home base for our Guild. This quilt is used in their fund-raising activities.

Summer is almost here, and many of us will forgo gardening and other outdoor activities in favor of spending additional hours in the peaceful cool of our sewing/quilting spaces. Happy stitching!

See you soon,

Susan



**CURRENT OFFICERS:**

**President:**

Susan Freudenthal

[561-791-3203](tel:561-791-3203)

[Sufu35@aol.com](mailto:Sufu35@aol.com)

**Vice President:**

Lee Hasse (561-392-6866)

[lmhasse@hotmail.com](mailto:lmhasse@hotmail.com)

**Treasurer:**

Marie-Christine Leavitt

(561-404-9067)

[mcglquilt@gmail.com](mailto:mcglquilt@gmail.com)

**Secretary:**

Melinda Schwartz

(561-613-5264)

[MelindaSchwartz83@gmail.com](mailto:MelindaSchwartz83@gmail.com)

**Membership Director:**

Ellen Heckler (561-245-8280)

[Ellen.Heckler@gmail.com](mailto:Ellen.Heckler@gmail.com)

**Program Director:**

Rochelle Staiano

(561-509-9914)

[sashakins@hotmail.com](mailto:sashakins@hotmail.com)


**Publication Director:**

Deb Shoemaker

(954-629-1720)

[DebShoemaker22@gmail.com](mailto:DebShoemaker22@gmail.com)

**HAWIAIN QUILT PRESENTATION by JANET ECKARD**



HAWAIIAN WORKSHOP PRESENTED BY JANET ECKARD



**GOOD NEWS ...**

**BAD NEWS...**



The **"GOOD"** news is that our guild membership has now exceeded 100 members! My how we have grown in just a few years.

The **"Bad"** news is that due to the number of members we now have, we're exceeding the capacity for our meeting space and will no longer be able to accommodate guests from December through March.

**2016 BUDGET COMMITTEE**

Interested in becoming a member of the 2016 Budget Committee? Please contact Susan Freudenthal, [Sufu35@aol.com](mailto:Sufu35@aol.com).

If anyone has any guild expenses that need to be budgeted for 2016, please contact our Treasurer, Marie-Christine Leavitt, [mcglquilt@gmail.com](mailto:mcglquilt@gmail.com).

**RETREAT REMINDER**

The 2015 QGbtS Retreat in Sebring is coming up quickly, October 6-9, 2015.

**The June membership meeting is the DEADLINE for signing up!**

Retreat information and the registration form can be found on page 12 and 13 of this newsletter. Please print the registration form and attach your deposit payment. Deposits will be collected by Melinda Schwartz.




**\*\*\* SPACES AVAILABLE \*\*\***

**FAT QUARTER OF THE MONTH: SEWING**



This panel includes six clever seamstress themed frames in poppy red, garnet, straw yellow, green apple, powder blue, water blue, walnut, black, white, and cream. Each frame is separated with tape measure stripes and paper dolls running along one selvedge. The panel is 24"; and frames measure approximately 10 3/4". Each panel has six frames and one 5" wide border stripe. From the 'She Who Sews' collection, 'Handmaids' series by J. Wecker Frisch for Quilting Treasures.



**M  
U  
G  
R  
U  
G  
C  
H  
A  
L  
L  
A  
N  
G  
E**



**CHALLENGE WINNERS:**

**1st Place:**

Diane Provost

**2nd Place:**

Linda Adamcik

**3rd Place:**

Linda Eddy

**4th Place:**

Mitzy Halliday, Joanne Miller, Sandy Pepin and Karen Pugh

**FAT QUARTER OF THE MONTH DRAWING**

**WINNER:**

Janet Eckard

**IT'S A BEE!!!**

**Lincolnwood**

**Bee:** Meets 1st and 3rd Friday of the month at

10:00 AM-3:00 PM at Lincolnwood Clubhouse; June 5, June 19, July 17, July 31, Aug. 7, Aug. 21.



## THANK YOU GRACE COMMUNITY CHURCH

We invite you to help us thank Grace Community Church. Every year we present Grace Community Church with a quilt to show our gratitude for their generosity.

This year's Grace Community Donation quilt will be handmade or machine applique flower blocks. All are invited to participate.

Guidelines for this year's project:

- Hand or machine appliqué flower blocks
- Flowers in pastel colors (solid or prints)
- Background is white/off white (solid or tone on tone), cut a 12" sq.
- Finished appliqué may not exceed 9 1/2"sq.
- Center your design in the 12" background.
- Do not cut the background after appliqué is done,
- Pattern of your choice or you may choose a pattern from our selection.
- No embellishment on the block please.

If you have pastel fabrics to spare, please bring pieces of 6" x 12" to share with other members. We will also have some fabrics for you to pick from. Patterns and pastel fabrics will be available at the June guild meetings.

Blocks are due no later than the October Guild Meeting.

**Note for our Snowbirds:** Blocks can be mailed to: QGbtS, PO box 64, Boca Raton, FL 33429

Thank you and have a great summer!

For more information please contact  
Diane Provost [561-409-3114](tel:561-409-3114)  
[paquinprovost@gmail.com](mailto:paquinprovost@gmail.com)





Thank you to Linda Bouvier for Chairing the committee to raffle sell tickets for the 2015 Donation Quilt. Our raffle ticket sales was \$2,700 to support our guild. Thank you again to the members that worked on this beautiful quilt.

**WELCOME TO NEW MEMBERS AND GUESTS:**

**NEW MEMBERS:**

Terry Schwarnweber

Jean Smith

Joan Wing

**GUESTS:**

Barbara Sharp

**IS SOMEONE WEARING A FLIP FLOP PIN?**

If someone at the Guild meeting is wearing a quilted flip flop pin, introduce yourself and give them a warm welcome. New members will wear these cute pins to identify themselves to other members.



**CONGRATULATIONS TO**

**ELLEN WESTON**

RAFFLE WINNER OF THE

QGbtS 2015 DONATION QUILT



Linda Bouvier, Chair of 2015 Donation Quilt and guest, Barbara Sharp, drawing the winning raffle ticket

**EVENT CALENDAR:**

**June 5, 2015**

- QOV Workshop at Stitchcraft

**June 9, 2015**

Quilt Guild Meeting

- "I Don't Share". Owning your own quilt from start to finish. Lecture by Dorothy McDonnell
- Fat Quarter: Sewing

**June 9, 2015**

- Fidget Quilt Workshop

**June 10, 2015**

- Free Motion Workshop by Dorothy McDonnell

**June 19, 2015**

- QOV Workshop

**June 24, 2015**

- Red Door Workshop

**July 14, 2015**

Quilt Guild Meeting

- The "Big Bee"
- Name Tag Drawing
- Fat Quarter: Patriotic

**July 21, 2015**

- QOV Workshop

**July 29, 2015**

- Red Door Workshop

**August 18, 2015**

- QOV Workshop

**August 26, 2015**

- Red Door Workshop

**September 9, 2015**

Quilt Guild Meeting

**UPCOMING WORKSHOPS:**

**Free Motion Workshop by Dorothy McDonnell**

Date: June 10, 2015

Location: Grace Community Church, El Rio Room

Time: 10:00-3:00

Fee: \$30.00



**Star Fusion by Schloe Kerness**

Date: September 10, 2015

Location: Grace Community Church, El Rio Room

Time: 10:00 AM—3:00 PM

Fee: \$45.00 (Block Loc ruler will be available for purchase)



**Thread Doodling by Linda Freyer**

Date: October 14, 2015

Location: Grace Community Church, El Rio Room

Time: 10:00-3:00

Fee: TBD



**Workshop Refund Policy:** Workshop fees are refundable up to **5 days** prior

**ANNUAL MEMBERSHIP DUES**

QGbtS annual membership dues for 2015 remain **\$30.00**.

**'MEMBERSHIP HAS ITS PRIVILEGES'**

Paid members of the QGbtS are eligible to:

- participate in Guild programs
- participate in workshops at a reduced rate
- receive monthly newsletter
- place ads in the classifieds.

Guests are welcome to attend our meeting, during the months of December through March, with a donation of \$5.00 per month, twice during a year. Dues are non-refundable.

**MEMBERSHIP DIRECTORY**

Please submit changes, additions or deletions for the membership directory.

Send changes to Ellen Heckler via email: [Ellen.Heckler@gmail.com](mailto:Ellen.Heckler@gmail.com)

**BE CONSIDERATE!**

- Please refrain from wearing perfume to the membership meetings and workshops; many of us have allergies!
- Please turn off cell phones.
- Please don't talk during a presentation.

Thank you.

**RED DOOR PROJECT UPDATE**

- We continue to have an overwhelming response to the Red Door Project. We've had several more donations of fabric, quilt tops, blocks, and batting.
- Anyone willing to participate in Red Door, please see Karen Pugh or Janet Eckard.

**Join us for upcoming Red Door Workshops** at Grace Community Church, El Rio Room on the June 24 and July 29, 2015.

There is something to do for everyone!



**COMFORT BEARS**

Joanne Miller is accepting Comfort Bears for the winter holiday and for the sick children at the Children's hospitals.

For information, contact Joanne Miller at [Barniesmom123@gmail.com](mailto:Barniesmom123@gmail.com).



**FIDGET QUILTS**

Last month, Linda Eddy, Chairman of Fidget Quilts for Alzheimer patients, held the first workshop to create these unique, fun-filled quilts (examples on right)! We have 12 quilts ready to be delivered to BRCH's Alzheimer Unit; our goal is 24. We are off to an excellent start!

The next workshop will be held on Tuesday, June 9th after the guild meeting.

Join us ... everyone is welcome to attend. Bring your lunch, your machine, fabric remnants, notions, & assorted doodads to create a small quilt for an Alzheimer's patient. Hand sewers are welcome.

Please let us know if you're planning on attending. Any questions, please contact Linda Eddy: [561-376-3996](tel:561-376-3996) or email: [eddylinda1007@yahoo.com](mailto:eddylinda1007@yahoo.com).





**"The Frank McGee Memorial QOV Workshop"**

Upcoming QOV Workshops:

**June 19, 2015** from 9:30 to 3 at Grace Community Church.

**June 5th** from 10 to 3 at StitchCraft

Bring your sewing machine with basic accessories, thread, and lunch. Precut kits/fabrics will be provided.

For those unable to attend the workshops and wanting to help, prepared kits are available to pick up at the workshops and guild meetings.

**LONGARMERS:** We are in desperate need of longarmers for our QOV program. If you own a quilting machine and would like to donate a bit of your time, we are providing the batting to quilt our tops. A simple all-over quilt design is sufficient.

A huge **THANK YOU** to all for your participation.

For additional information, contact Letty Covar [561-715-3819](tel:561-715-3819),

[letty\\_ann@hotmail.com](mailto:letty_ann@hotmail.com)



*..: quilt of valor :.*




**QOV PRESENTATIONS:**

On May 13, 2015, Habitat for Humanity of Delray Beach, Florida awarded a house to Ana and Richard Vincent Smith. Since Richard is a Vietnam Veteran, Habitat for Humanity asked Quilt Guild by the Sea to surprise him with a Quilt of Valor during the dedication of their new home. We were honored to be part of this special dedication for this most deserving couple. Seeing the joy that our efforts bring is so heart warming. Thank you to Linda Bouvier, Lee Hasse and Diane Provost for representing QGbtS.



**QOV PRESENTATIONS (CONTINUED):**

Quilts of Valor were awarded to five members of VFW Post 8195. Ivory Johnson, Dan Shannon, Alfred Glass and Edward Shaw received their Quilts of Valor at the May QoV Workshop. Charles Johnson was awarded his quilt in absentia due to illness. All five gentlemen are veterans of Vietnam. These vets distinguished themselves by publishing a book, *Black Soldiers Tell Their Vietnam Stories*, describing their experiences in Vietnam. The book project is a result of the Vietnam Counseling Group, which its authors attended.



**QGbtS LIBRARY**



We have wonderful books!

Take the opportunity to look through or borrow a book, a DVD, or a magazine that interests you.

All books must be checked out and returned at the next Guild Meeting. Late fees will be charged when applicable.

**Guild Librarians:**

Joan Cohn & Elaine Greenberg

Library Hours: 9:30—10:00 AM during every Guild meeting.

**2015 QUILT CHALLENGE**

Theme: **“Around and Around”**.

**Challenge Guidelines:**

**The entry must:**

- may be any size up to and including 54" X 75". Nothing larger.
- may be any shape.
- must include at least one complete circle in the quilt or the entry can be a quilt without corners (circular quilt).
- may use any quilting technique: pieced, appliqued, paper pieced, etc. Machine or hand quilted.
- must have a 4" hanging sleeve on the back.
- must have a label on the back right hand corner with your name, name of the person who did the quilting, the name of the quilt, and Quilt Guild by the Sea.
- must be made between August 12, 2014 and October 13, 2015.
- must be complete by October 13, 2015. **NO Exceptions or Extensions.**



Participation is welcome for everyone at all skill levels. Need help? Ask a guild member...

For further information, contact: **Janet Eckard** 561-271-5987

**FRIEND US!**

QGbtS now has our very own **FACEBOOK.**




Send in your pictures, comments, etc. to Joanne Miller at: [Barniesmom123@gmail.com](mailto:Barniesmom123@gmail.com)

**BOOK REVIEW:**

Textile Artistry  
Chilton Book Company

Sometimes a quilting book is not a quilting book, and this is one of those. It is more like an art book for quilters. The book is arranged by actual projects, and the skills needed are noted for that specific project. Tools and techniques are at the very beginning of the section.



You will know what to expect before you start. The photographs are extremely large and clear; they will guide you through each process. You will find instructions on weaving, tassels, cording, embroidery, painting and more. It is an up-to-date book for today's modern quilter.

Review submitted by Joan Cohn

**LIBRARY NEWS:** A list of the books currently in our library can be found on the QGbtS website:

[www.quiltguildbythesea.com](http://www.quiltguildbythesea.com)



Aarrgh!

Ahoy!  
& Away,  
Me Hearties!  
to the

Sebring  
Quilt  
Retreat

October 6-9, 2015

Register now!

Cost: \$210/person for double room  
\$280/person for single room

Deposit: \$100 due by/at June meeting

Find a trunkload of Treasures  
Quilting with Q&S 'matics'!!



## REGISTRATION

### QUILT GUILD BY THE SEA RETREAT

October 6 – 9, 2015

NAME: \_\_\_\_\_

ADDRESS: \_\_\_\_\_ CITY \_\_\_\_\_ ZIP \_\_\_\_\_

HOME PHONE \_\_\_\_\_ CELL \_\_\_\_\_

EMAIL: \_\_\_\_\_

Retreat Costs: (Per Person): Includes Lodging, Tuesday Dinner, Breakfast daily

\$100 deposit required at time of registration, payable to QGbtS

Double accommodation for 4 days/3 nights \$210 per person \_\_\_\_\_

Single accommodation for 4 days/3 nights \$280 per person \_\_\_\_\_

Final Payment due 8/11/15

Roommate \_\_\_\_\_

IN CASE OF EMERGENCY: (please contact)

NAME \_\_\_\_\_ Relationship \_\_\_\_\_

HOME PHONE: \_\_\_\_\_ CELL: \_\_\_\_\_

#### WAIVER FOR QGBTS RETREAT

I, \_\_\_\_\_ voluntarily acknowledge & confirm that I fully understand that there is no liability insurance going to, during, or returning home from this Retreat. I agree not to make claims for any damages to personal property, theft, or personal injury against anyone or any entity connected with this retreat under any circumstances.

SIGNATURE: \_\_\_\_\_ DATE: \_\_\_\_\_

I wish to participate in the Mystery Quilt taught by Granny Sue: YES \_\_\_\_\_ No \_\_\_\_\_

MYSTERY QUILT THEME \_\_\_\_\_

For example: Patriotic, Traditional, Brights, Pastels, Animals, etc. The cost is \$45 and kit includes all fabric for top and binding, payable to Granny Sue at time of the event.

**Refund Policy:** Deposit and final payment nonrefundable.

2015 BUILD-A-QUILT—BLOCK 8 INSTRUCTIONS:

Nine Patch Nirvana



**Best Friends**

Size: 12"

**Cutting Instructions:**

*Fabric:	Size & Shape:	# to Cut:
A (Lt. Orange)	2-1/2" x 4-1/2" Rectangle	2
A (Lt. Orange)	4-7/8" Square	2
A (Lt. Orange)	5-1/4" Square	1
B (Blue)	2-1/2" x 4-1/2" Rectangle	4
B (Blue)	2-1/2" Square	8
C (Cream)	2-1/2" Square	8
C (Cream)	2-1/2" x 4-1/2" Rectangle	2
C (Cream)	4-7/8" Square	2
C (Cream)	5-1/4" Square	1

**Sewing Instructions:**

**Step 1:** Using a ruler and a pencil, draw a diagonal line on the wrong side of all Color B (blue) 2-1/2" squares, all Color C (yellow) 2-1/2" squares, and all Color C (yellow) 4-7/8" squares. (Note: this step was corrected on 12/10/06.)



Draw lines

**Step 2:** With right sides together, place a Color C (yellow) 2-1/2" square on the right end of a Color B (blue) 2-1/2" x 4-1/2" rectangle. Sew along the drawn line and trim excess fabric 1/4" above the seam. Press seam allowance toward the Color C (yellow) fabric. Repeat on the left end of the rectangle to finish the flying geese unit. Repeat Step 2 three more times for a total of four flying geese units.

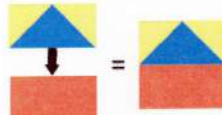


**2015 BUILD-A-QUILT—BLOCK 8 INSTRUCTIONS (Continued):**



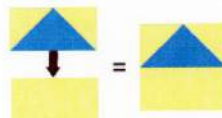
Sew, trim, and press on each end. Make 4.

**Step 3:** With right sides together and using a 1/4" seam allowance, sew a flying geese unit to a Color A (lt. orange) 2-1/2" x 4-1/2" rectangle as shown below. Press the seam allowance toward the Color A (lt. orange) fabric. Repeat once more for a total of two.



Sew, trim, and press. Make 2.

**Step 4:** With right sides together and using a 1/4" seam allowance, sew a flying geese unit to a Color C (yellow) 2-1/2" x 4-1/2" rectangle as shown below. Press the seam allowance toward the Color C (yellow) fabric. Repeat once more for a total of two.



Sew, trim, and press. Make 2.

**Step 5:** With right sides together, layer a Color B (blue) 2-1/2" square in the upper right corner of a Color C (yellow) 4-1/2" square. Sew on the drawn line and trim excess fabric 1/4" above the seam. Press the seam allowance toward the Color B (blue) fabric. Repeat in the lower left corner. Repeat Step 5 once more for a total of two.



Sew, trim, and press

Sew, trim, and press  
Make 2

**Step 6:** With right sides together, layer a Color B (blue) 2-1/2" square in the upper right corner of a Color A (lt. orange) 4-1/2" square. Sew on the drawn

2015 BUILD-A-QUILT—BLOCK 8 INSTRUCTIONS (Continued):

line and trim excess fabric 1/4" above the seam. Press the seam allowance toward the Color B (blue) fabric. Repeat in the lower left corner. Repeat Step 6 once more for a total of two.



Sew, trim, and press

Sew, trim, and press  
Make 2

**Step 7:** Layer a Step 5 unit on a Step 6 unit, right sides together and matching up the Color B (blue) corners. Sew a 1/4" seam on BOTH sides of the line that was drawn in Step 1. Cut apart on the drawn line and press the seam allowance toward the darker fabric. Repeat once more for a total of four corner units.



Sew, trim, and press. Make 4.

**Step 8:** Using a rotary cutter and ruler, cut the Color A (lt. orange) 5-1/4" square and the Color C (yellow) 5-1/2" square twice diagonally as shown below:



Cut each twice diagonally

**Step 9:** With right sides together, sew a Color A (lt. orange) triangle to a Color C (yellow) triangle along a short side as shown below. Press seam allowance toward the darker fabric. Repeat once more for a total of two Color A/C triangles.



Make 2


**Step 10:** Sew the Step 9 triangles together as shown below. Press the seam allowance to one side.



## *It's fun! It's tiny!*

It's another juried **American Made Brand** quilt challenge! Start planning your entries to earn exciting prizes, including a Grand Prize trip to sunny southern California in January 2016!

Enter as often as you like. The top entries will debut at a special Road to California 2016 exhibit.



### **Important Dates**

- Registration open: May 15 to September 15, 2015
- Notification by: October 1, 2015

Accepted quilts must arrive to Road to California 2016 after December 1, 2015 and **before** January 7, 2016.

To view the 2014 Farm to Fabric Challenge quilts, see information on: <http://americanmadebrand.com/american-made-brand-tiny-quilt-challenge/>



### **DID YOU KNOW THE MONTH OF JUNE HAS MORE THAN ONE HOLIDAY?**

- 4 Hug Your Cat Day
- 5 National Doughnut Day
- 5 World Environment Day
- 7 National Chocolate Ice Cream Day
- 8 Best Friends Day
- 10 Iced Tea Day
- 11 National Corn on the Cob Day
- 12 Red Rose Day
- 13 Sewing Machine Day
- 14 Flag Day
- 15 Smile Power Day
- 16 Fresh Veggies Day
- 18 Go Fishing Day and International Picnic Day
- 18 National Splurge Day - Oh yeah!!
- 20 Ice Cream Soda Day
- 21 Father's Day and Summer Solstice
- 23 National Pink Day
- 25 Log Cabin Day
- 26 Take Your Dog to Work Day

**ENJOY!!**

SHOW 'N TELL— MAY





**CLASSIFIED**

**Just Imagine Quilts**

---

**Custom Longarm Quilting**

H. 561.470.6219  
C. 561.756.1090  
dottylevine82@yahoo.com

**Dotty Levine**  
10351 Sunset Bend Drive  
Boca Raton, FL 33428



**LINDA ADAMCIK**  
**561-790-1009 H**  
**561-310-1363 C**  
QUILTINGQUEEN@ATT.NET



**LONGARM QUILTING**



To schedule your quilt for machine quilting  
please contact Linda

399 S. Federal Hwy. tel: (561) 447-4147  
Boca Raton, FL 33432 info@stitchcraftboca.com  
www.stitchcraftboca.com



**Brother Sewing & Embroidery Machine Dealer**  
**Individual & Group Sewing**  
**Classes for adults & kids**  
**Fashion Fabrics & Notions**  
**Expert Alterations**  
**Embroidery Services**  
**Machine Repair & Scissor Sharpening**  
**Boca Valley Publix Plaza**  
**7491 N. Federal Hwy, Boca Raton, FL 33487**  
**561-999-9992 www.sewmuchfunandmore.com**