



# QUILT GUILD BY THE SEA NEWSLETTER

June 2023

VOLUME 13, ISSUE 6

## QGbtS Program:

**Date: June 13, 2023**

**Show 'n Tell**

**50/50 Raffle**

**Name Badge Drawing**

## Guild Address:

Quilt Guild by the Sea  
PO Box 64  
Boca Raton, FL 33429

## VOLUNTEERS NEEDED:



The following positions are open and we need help:

- Quilt Exhibit Chair
- Donation Quilt Chair
- Newsletter Assistant
- Publicity Chair
- Workshop Coordinator

## ZOOM REGISTRATION

Ann K. Ford has requested that registration for Zoom Meetings will close at 12:00 AM the night before the Guild meeting.

Please be sure you register for the meeting prior to the deadline so that you are able to join us.

## President's Letter:

Hi Everyone,

Can you believe it! The year is half over. Before we know it, the holiday season will be here, so I have started busily making at least two Halloween projects; I MUST have them finished this year! I have so much Halloween fabric—almost as much as my Flamingo stash ... almost.

As I was thinking about my letter this month, I decided to go back through the years and read letters from the beginning. I came across this poem written by Linda McKnight, our first president. I hope you all enjoy it as much as I do.

## Thoughts on Quilting

*Quilters create their view of the world in fabric and thread, knowing their creations aren't just made for a bed.*

*Traditional patterns gave each quilter their start, gradually causing the world to consider it art.*

*Quilters don't just make quilts for personal reasons; Quilters make quilts for celebrations and seasons.*

*Quilts of Valor, the AIDS Quilt, and quilts for any cause; the numbers are staggering, the generosity gives us pause.*

*Quilters, individually and together, all do their part. Quilting isn't just sewing. Quilting is heart.*

*Quilters create using fabric and thread. Making masterpieces from designs in their head.*

*Quilts find their way to homes of families and friends And give comfort and warmth when the day ends.*

*Vintage, contemporary, quilts of all kinds; Quilts from our childhoods are fresh in our minds.*

*Quilts rendered lovingly and carefully created, by quilters knowing their quilts would never be outdated.*

*Whether in a museum, on a wall, on a bed, Quilts are dear, Quilts are art, Quilts are love, it can be said.*

*by Linda S. McKnight copyright 2012*

Since the Community Center is not being used for the Children's Summer Camp this year, we are able to use the Royal Palm room for our meetings in June and July, so we will be having hybrid meetings during these months. I am so happy we will be able to meet in person. We will have our usual 50/50 raffle and name tag drawings. We will also have 2 mini

**CURRENT OFFICERS:**

**President**

Sarah Crew  
(561-809-0244)  
[sfcrew41@gmail.com](mailto:sfcrew41@gmail.com)

**President-Elect:**

Marie Christine Leavitt  
(561-699-2216)  
[mcglquilt@gmail.com](mailto:mcglquilt@gmail.com)

**Secretary:**

**Sheila Solen**  
561-455-2342  
[sheila\\_solen@yahoo.com](mailto:sheila_solen@yahoo.com)

**Treasurer:**

Karen Berman  
(954-729-7893)  
[foreversweetpea@comcast.net](mailto:foreversweetpea@comcast.net)

**Membership Director:**

Ellen Birnbaum  
(561-703-2350)  
[twinee38@gmail.com](mailto:twinee38@gmail.com)

**Program Director:**

Marcia Degner  
(561-243-1776)  
[msdegner@gmail.com](mailto:msdegner@gmail.com)

**Publication Director:**

Deb Shoemaker  
(954-629-1720)  
[DebShoemaker22@gmail.com](mailto:DebShoemaker22@gmail.com)

**Technology Director:**

Ann K. Ford  
(512-289-0797)  
[ann.k.ford@gmail.com](mailto:ann.k.ford@gmail.com)

**QOV Program Co-Chairs:**

Linda Bouvier  
(561-212-3997)  
[lbouvier@bellsouth.net](mailto:lbouvier@bellsouth.net)

Kristi Kristol  
561-241-6717

[kdkristol@aol.com](mailto:kdkristol@aol.com)

**Outreach Program Chair:**

Linda Eddy  
(561-376-3996)  
[eddylinda1007@yahoo.com](mailto:eddylinda1007@yahoo.com)

**President's Letter (Cont'd)**

Quilts and one larger quilt for our silent auction. The bidding on the mini quilts will start at \$15 and the larger one will start at \$20. Photos of the quilts are posted later in the newsletter (Page 26). In addition, we will have our QOV and Outreach tables, our Free for the Taking table, and possibly our "For Sale" table.

For those of you who were not at our last month's meeting, we made \$1300 for the Guild at our Giant Fabric Distribution sale. And this was after we had donated fabric to all of our outreach programs. Once again, a heartfelt thank you to Dellie Krebs for giving us her house for 7 weeks of her living in total chaos and disarray for the organization and sale of fabric for the Distribution Sale. I can't imagine doing this without her! And finally, all we have left now are many, many plastic tubs and bins of various sizes which we will be selling. A list of how many we have will be circulated in the next few days.

And finally, at the risk of sounding like a broken record, we are looking forward to next year and the need for volunteers and officers is looming. Please consider what position you would like and let the board know what you would be interested in doing.

Til next we meet.  
Happy Sewing,  
Sarah

**A HUGE THANK YOU TO GOLD COAST**

A huge Thank You to the Officers and members of the Gold Coast Quilt Guild for purchasing and donating five rolls of batting and a years worth of thread for Quilts of Valor and rolls of batting for our Outreach Programs.



In addition, Jean DeFrances reported that Gold Coast has a fund for education of about \$2200 that will come QGbtS and can be used for programs and workshops in the future.

**UPCOMING PROGRAMS:**

**Date: June 13, 2023**

**Speaker:** Dana Jones, *Around the Block: Creating Quilts from Blocks from Traditional to Contemporary*

From traditional blocks to modern blocks, from repeated blocks to one-of-a-kind blocks, from blocks you know to those you've never seen — quilters past and present (and likely future) love blocks. This trunk show includes more than 20 quilts from a range of quilting genres, including ones I've designed and ones designed by others and all constructed with blocks. Perhaps you'll be inspired to join me in becoming a "blockhead" — newly defined as a quilter entranced by the infinite world of quilt blocks. I hope you'll come away from this presentation proud to be a chip off the old block of our quilting foremothers and our quilting mentors and peers. Plan to join me on this colorful trip around the block.




**Location:** Boca Raton Community Center, 150 Crawford Blvd (Zoom is also available)

**Time:** 10:00 AM—12:00 PM

Guest Fee: \$10.00 (non-refundable)

**July 11, 2023: "Inspiration" Lecture and Trunk Show Candace Hassen**

Candace Hassen loves to turn traditional blocks on their heads using subtle color variations that result in stunning and complex quilts. During her trunk show of over 20 large quilts, she will share how she got the idea to make each one, her design decisions, and her strategies to stay organized and get things finished.



Candace was a professional weaver and yarn dyer for decades before turning to quilting and quilt design, and credits weaving for her unique take on color interplay and repeated geometric design. Candace's hometown of Porterdale, Georgia has named her its Quilter Laureate. If you subscribe to The Quilt Show, watch Candace with Alex Anderson and Ricky Tims on Episode 3107.



**Location:** Boca Raton Community Center, 150 Crawford Blvd (Zoom is also available)

**Time:** 10:00 AM—12:00 PM

Guest Fee: \$10.00 (non-refundable)



**SHOW 'N TELL VOLUNTEERS NEEDED**

Volunteers are needed at our "live" meetings to hold Show N Tell quilts and assist Marlys



with pictures. Please contact Sarah Crew at (561-809-0244) or email [sfcrew41@gmail.com](mailto:sfcrew41@gmail.com) if you would be willing to help. (561-809-0244) [sfcrew41@gmail.com](mailto:sfcrew41@gmail.com)

**PROMOTION/PUBLICITY CHAIR NEEDED**

Quilt Guild by the Sea is one of



Boca's best kept secrets, and we need to get our name out there and let people know who we are and what we do! If you have publicity or promotional experience, or media contacts, and would like to help put us on the map, so to speak, this position is perfect for you. For further details please contact President Sarah Crew. Your assistance will help the Guild continue to benefit its members and people in need.

**EVENTS CALENDAR:**

June 13, 2023	General Meeting
June 14, 2023	QOV Mini Workshop at Laura's
June 27, 2023	Board Meeting
June 28, 2023	QOV Mini Workshop at Laura's
July 11, 2023	General Meeting
July 12, 2023	QOV Mini Workshop at Laura's
July 19, 2023	Outreach Workshop (BRCC)
July 25, 2023	Board Meeting
July 26, 2023	QOV Mini at Laura's
August 8, 2023	General Meeting
August 9, 2023	QOV Mini Workshop at Laura's
August 16—19, 2023	"Leaf Your Worries Behind" Camp (BRCC)
August 23, 2023	QOV Mini Workshop at Laura's
August 29, 2023	Board Meeting
August 30, 2023	QOV Workshop (BRCC)
September 12, 2023	General Meeting
September 13, 2023	QOV Mini Workshop at Laura's
September 26, 2023	Board Meeting
September 27, 2023	QOV Mini Workshop at Laura's
October 10, 2023	General Meeting
October 11, 2023	QOV Mini Workshop at Laura's
October 18, 2023	QOV Workshop (BRCC)
October 19, 2023	QOV Mini Workshop at Laura's
October 31, 2023	Board Meeting
November 8, 2023	QOV Mini Workshop at Laura's
November 14, 2023	Board Meeting
November 15, 2023	Outreach Workshop (BRCC) <b>Tentative</b>





Welcome to all returning members of Quilt Guild by the Sea for 2023.

And a **HUGE** welcome to all new members and those of you who are joining us from Gold Coast.



Membership dues for 2023 are \$50.00. Dues may be paid by check; send to the Guild's PO Box or directly to our Treasurer:

Karen Berman  
8716 Sunbeam Mountain Terrace  
Boynton Beach FL 33473

or they may be paid on-line on the guild website: [QuiltGuildbythe-Sea.com](http://QuiltGuildbythe-Sea.com) or preferably by check.

If you have any additional questions, please contact Karen at (954) 729-7893.

#### UPCOMING PROGRAMS:

**Date: August 8, 2023**

**Speaker: Laretta Crites, "How to Create Pictorial Art Quilts"** Lecture and Presentation. Have you ever wanted to make a representational quilt, but you didn't have a photo of that scene or person? I'll take you through the process I use to make my wonderful realistic quilt images using a variety of photo sources and collage techniques, plus the key tools to getting all those visuals to work together. If you can dream it, you can do it!

**Location:** Boca Raton Community Center, 150 Crawford Blvd (Zoom is also available)

**Time:** 10:00 AM—12:00 PM

Guest Fee:\$10.00 (non-refundable)



**Date: September 12, 2023**

**Speaker: "Kestrel Michaud"**

**Location:** Boca Raton Community Center, 150 Crawford Blvd (Zoom is also available)

**Time:** 10:00 AM—12:00 PM

Guest Fee:\$10.00 (non-refundable)

**"THE FRANK MCGEE MEMORIAL QOV WORKSHOP"**

**Nominate a Veteran**

Do you know a deserving Veteran that was touched by war? It is time to nominate them. We are hoping to restart our Quilts of Valor awards in 2023 and we have many quilts available right now to present. Reserve one for a family member, a friend, a colleague, a neighbor, etc...or tell them how to nominate themselves.



**It's easy to nominate a Veteran in 4 easy steps:**

- Sign in to **QOVF.org**
- Click "Nominations and Awards" at the top of the page
- Read the Eligibility and Mission of Quilts of Valor
- Click the box for "online nomination form" and complete the form
- In the comments area, please write that you wish to have this quilt request go to QGbtS.

**QOV NEWS:**

**QOV WORKSHOP AT LAURA'S:**

- QOV Workshops at Laura's are from 11 AM—3 PM.

June 14 and June 28

Please contact Rochelle Staiano at (203) 505-0273 or via email [sashakins@hotmail.com](mailto:sashakins@hotmail.com) if you would like to attend or sign-up on the sign-up sheet at the monthly Guild meeting.

**QUILT Presentations:**

Kristi and Linda B. presented a Quilt of Valor to Tom.





QOV WORKSHOP—MAY 5:





QOV WORKSHOP—MAY 5:



QOV PRESENTATIONS;



**QOV PRESENTATIONS:**

Julia was awarded her quilt of Valor



**QOV PRESENTATIONS:**

Pat awarded a Quilt of Valor to this veteran om May 6th.





**QOV PRESENTATIONS:**

Kristi and I awarded 3 veterans their Quilts of Valor on Sunday May 7th.





**QOV PRESENTATIONS:**

Bert and I had the honor of presenting Ken with his Quilt of Valor



In the United States, **Flag Day** is celebrated on June 14. It commemorates the adoption of the flag of the United States on June 14, 1777, by resolution of the Second Continental Congress. The Flag Resolution, passed on June 14, 1777, stated: "Resolved, That the flag of the thirteen United States be thirteen stripes, alternate red and white; that the union be thirteen stars, white in a blue field, representing a new constellation."

In 1916, President Woodrow Wilson issued a proclamation that officially established June 14 as Flag Day; on August 3, 1949, National Flag Day was established by an Act of Congress. Flag Day is not an official federal holiday. Title 36 of the United States Code, Subtitle I, Part A, CHAPTER 1, § 110 [6] is the official statute on Flag Day; however, it is at the president's discretion to officially proclaim the observance. On June 14, 1937, Pennsylvania became the first U.S. state to celebrate Flag Day as a state holiday, beginning in the town of Rennerdale.



JOSEPH D. COHEN  
2792 DONNELLY DR.  
APT 401  
LANTANA, FL 33462

Quilt Guild by the Sea  
PO Box 64  
Boca Raton, FL 33429

April 3, 2023


Dear Ladies:

First, I must apologize for the long time it has taken me to offer you my sincere thanks for the lovely quilt that you fashioned for me.

Second, I can say that the ceremony and the presentation of the quilt was an emotional high for me..... and I am sure for all the veterans at Vi. You should know that I spent my service time entirely in the USA and fully out of the fog of war that most of the other quilt veterans experienced. They are the ones who truly earned the honor.

I am placing my quilt in my living room so I can always recall the honor that you have given me. The work that you do for veterans is important for them and for their families. I enclose a check for \$25 to help you to buy materials to continue your work.

Yours truly,

  
Joseph D. Cohen  
1<sup>st</sup> Lt. Us Army





May 29, 2023

Dear Linda,

I wanted to take this opportunity to thank you and the Quilt Guild by the Sea for the Quilt of Valor you presented to Julia.

We were all touched by your presentation of the Quilt. Julia loved being in the Army and after her injury and Honorable Separation from the Military she had a very difficult time. Getting the Quilt allowed her to celebrate her dedication and sacrifice to our country. It will truly help her feel good about herself.

On a different note, I was glad to finally meet you. Please continue to stay in touch.

Kindly,  
Nancy Waldorf





**QUILT GUILD by the SEA**

**SAVE THE DATE**

**WEDNESDAY, JULY 19, 2023**

**OUTREACH WORKSHOP & EXCHANGE**

**COMFORT QUILTS, FIDGETS and BEARS**

*We are having an Outreach Workshop & Exchange on Wednesday, July 19, from 10:00 AM -3:00 PM. Please mark your calendars and hold this date for a fun day of sewing!*

*The Comfort Quilt special project for the day will be the "CHARM AND A HALF" pattern using 5" charm squares cut from some fun fabrics (brights, children's, geometric shapes and lines and assorted prints in all the colors of a rainbow) and 2 1/2" x 5" rectangles cut from neutral fabrics.*

*Thank you to Melinda Schwartz for providing the diagram for this pattern and two beautiful, finished sample quilts for us to view so we have a very good idea of how this is sewn together. Melinda likes it because it sews up very quickly and makes a nice overall pattern!*

*We will have some kits ready and some loose charm squares for those who would like to pick out their favorites to work with.*

*Participants can sew blocks, sew a quilt top, iron fabric, cut 5" inch charm squares, or put kits together. So, if you do not want to bring your sewing machine, you could still help. It will be a sewing, ironing, cutting and kitting party day!*

*Fidget kits and bear parts will also be provided so there will be lots to choose from to work on for the day.*

*Boca Raton Community Center - Royal Palm Room*

*(same room as our Monthly Meeting)*

*Time: 10 AM—3 PM*

*Bring your lunch and sewing supplies*

*Ironing stations, cutting stations and electric cord reels will be set up by the guild.*

*Feel free to come sew or just come to gather with friends or exchange/drop off your completed projects.*

*Looking forward to seeing you!*

**Maureen**

## COMFORT QUILTS:

- **Message from Maureen:** Comfort Quilts has been busy with another huge monthly quilt stack of donated quilts, a Disappearing 9 Patch Workshop, and a surprise Bee Challenge!

Thank you all so much for your generosity! The quilts keep coming and we keep delivering to those in the community who need the comfort of a quilt. Our Outreach Program reaches those who are being challenged by difficult medical, financial or other situations.

The disappearing 9 patch quilts from our April Workshop are starting to come in. They are beautiful ! We welcome all to our next Workshop to be announced soon.

The Boynton Beach Bunch Bee surprised us at the May meeting with the reveal of their 2023 Challenge for Comfort Quilts. They made, displayed and donated about a dozen very needed Men's and Boy's quilts!

You are all awesome ! Thank you for your kind hearts and your wonderful challenge.

- Year to date we have received 211 quilts (92 adult, 90 Child/teen, and 29 NICU) have been delivered.
- The next **Outreach Workshop and Exchange** is scheduled for July 19, 2023 at the Boca Raton Community Center from 10:00 AM—3:00 PM.

### **Needed: Men's and teenage boy/boy Comfort quilts.**

- Juvenile Comfort Quilts are needed in Trauma Centers. Crib size is suggested.
- Teenage and Tween Comfort Quilts are needed. The size should be approximately 40" X 70" in bright colors, geometric or modern prints, sport prints, or denim fabrics.
- The Guild has some batting available.
- Novelty and juvenile fabrics are needed as well as 2 yard measures of fabric for backings.
- Two NICU Quilts delivered to the Boca Raton Community Hospital this month (right).



## COMFORT QUILTS (Cont'd)

### Comfort quilt size specifications are:

- ◆ **A maximum of 40" wide**, and a minimum of **48 - 54"** in length.
- ◆ **NOTE:** Quilt tops should be 40" wide so that we can use one width of fabric and do not have to piece the backs. If you are using your own backing and batting and are doing your own quilting, feel free to make them wider and/or longer.
- The size of the NICU coverlets quilts is **36" X 36"**.

## COMFORT QUILTS—MAY 2023

Comfort Quilts, Bears and Pillow Pals were delivered to Delray Medical Center Trauma Unit and Pinecrest Rehab in May. These donations were graciously accepted and as always so appreciated by the happy and smiling staff members who always come to greet us! It is a pleasure to meet with them.





BEE QUILT CHALLENGE





COMFORT QUILTS—MAY 2023





SHOW 'N TELL—MAY 2023





SHOW 'N TELL—MAY 2023





SHOW 'N TELL—MAY 2023





### COMFORT BEARS/PILLOW PALS:

- Janet Copen delivered 12 XX pillow pals, and 2 Comfort bears to Delray Medical Center. In addition, 3 Comfort Bears were delivered to Women in Distress.
- There are several new bears in production.
- Comfort Bear kits complete with paper pattern, fabric and ready-to-sew -on bear faces are available. This is a quick and easy project that will make a child smile.
- **Please do not fringe corduroy bears - they shred.**
- Pattern and instruction for the Bear can be found on the QGbtS website.
- Contact Janet if you need fiberfill stuffing for your bears.
- Contact Janet Copen at (954) 632-1181 or email [jecopen@aol.com](mailto:jecopen@aol.com) for additional information.



**NOTE: If you have taken any bear faces and not returned a completed bear, please do so. We have a limited number of faces. Thank you!**





**FIDGET QUILTS:**

- Year to date 28 Fidgets were delivered. Meridian received orphan blocks. We could use more Fidget quilts.
- **Join the Fidget Challenge!** It's as simple as creating 1 Fidget quilt per month.
- The demand for Fidget Quilts is higher than we are able to meet. Think about using a UFO or some unfinished projects and turning them into Fidgets!
- Fidget Quilts are needed for children as well.
- Needed: Embellishments, knick-knacks, and any other fun objects to create Fidget quilts! Please contact Ellen Heckler if you have anything to donate.

FYI: Placemats make wonderful Fidgets; all they need is embellishment!

- The next **Outreach Workshop and Exchange** is scheduled for July 19, 2023 at the Boca Raton Community Center from 10:00 AM—3:00 PM.
- For additional information, please contact Ellen Heckler (561) 245-8280 or by email at [ellen.heckler@gmail.com](mailto:ellen.heckler@gmail.com)
- **CALLING FOR ORPHAN BLOCKS:** Meridian has requested orphan blocks for their facility. Please bring them to the next meeting, if you have any available.

*In our work with residents suffering from memory impairment one of the greatest things we can do for them is engagement.*

*Quilting blocks are amazing for getting a person in the flow or zone – minimizing the effects of the disease for the time of engagement.*

*We put flannel up on the wall and they can piece the blocks together in patterns or have some residents match different thread colors to fabric – some simply sort the blocks by color or size. It is amazing the hours of engagement.*

*Thank you Ellen – I have cc'd Hillary our Memory Care Program Director and we would love to partner together to change the world for someone with dementia using the great art of quilting and textile.*

*If you and your group have orphan blocks we would love to have them – let's make a plan.*

*Most Sincerely,  
Sue Johnston , VP Program Development  
Meridian Senior Living*

**SILENT AUCTION QUILTS:**

Measurement: 23" 31"

Hangs Horizontally

No label

Opening Bid: \$20.00



Art quilts made and donated by Marge Lehrer

"Belle of the Ball",  
12"x18"

"Jupiter Lighthouse",  
14"x21"

Opening Bid: \$15.00





RIBBON RECIPIENTS FOR BQE 2023 FROM QGbtS






SHOW 'N TELL—MAY 2023





SHOW 'N TELL—MAY 2023





SHOW 'N TELL—MAY 2023



**FIVE KNOTS TO KNOW** submitted by Ellen Heckler

**Five Knots to Know**

Over the years, I have come across many ideas that make my quilting and sewing easier. Sometimes the simplest step can make or break the process. The examples I am sharing today are handmade knots: Beginner's, Quilter's, Basting, Tailor's, and Surgeon's. They are all good to have in your toolbox because each one is specific to a situation. You will probably find other instances where they are the perfect knot to know, making your quilting even more enjoyable! I have put together a [video](#) where you can see the knot-making in action.

**The Beginner's Knot** This one is basically making a loop and rolling the thread between two fingers, creating a large mess of thread that will stop at most materials. Perfect for making doll clothes at age 7. Because of the size, I use it to hold layers together for stacked repeats, in Sara's and my book, "[Stack & Cut, Hexagon Quilts.](#)" In the video I show how to tie the other side tight so the layers don't shift.

**Great:** Easy to make, holds tight. **Not great:** Bulky, Unpredictable in size.

**The Quilter's Knot**

When I learned this one, I remember thinking this is perfect. Now my quilting knots will be so consistent. It is made by wrapping several loops around a needle and pulling the thread through the loops.




**Great:** Easy to learn, holds tight but will pull through many fabrics with a reasonable tug (which is why it is used for quilting, to bury the knot in the batting.) Consistent size.

**Not great:** Will pull through the fabric, often too easily even after adding more loops.

**Basting - Not a Knot**

When basting a quilt for hand quilting (or anything where the stitches will eventually be pulled out) I begin and end the row of stitching with multiple stitches going in several different directions. This does not require a knot yet holds the end of the thread in place.

**Great:** Very easy, holds the thread in place. **Not great:** Will not hold fabric together in a seam as the stitches are made in a variety of directions.





## THE KNOT (Cont'd)

### Tailor's Knot

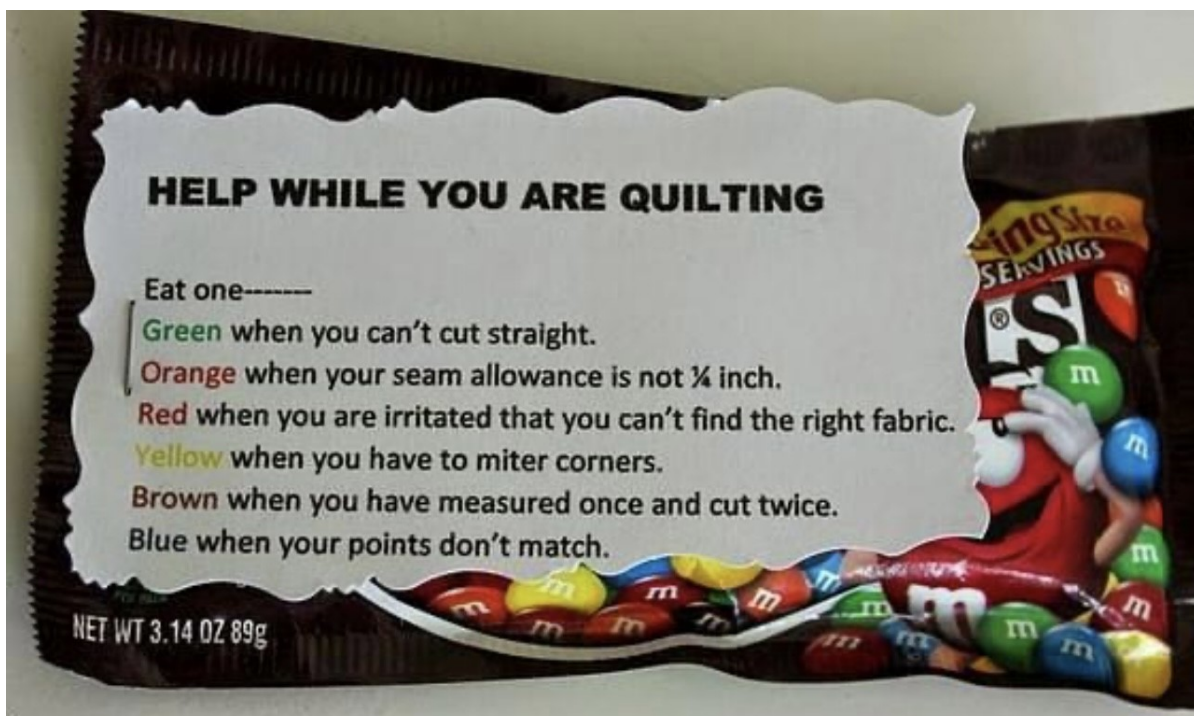


I learned this method from the award winning appliqué teacher/designer, Roslyn Kempston, my one and only appliqué teacher, because I learned from the best!. She explained that she was taught this in grade school, in Australia. It was standard curriculum. Basically it is tying into the fabric so it is only a single thread that melds into the fabric. For appliqué, this makes all the difference in the world. This is my favorite knot that I use in many instances.

**Great:** Simple concept, minimal thickness, holds tight as long as the tail is not cut too short, and it can be used in a variety of situations.

**Not great:** It is stitched in place and can not be moved, therefore it will "show" depending on where you make it. May take a few tries to make it part of your knot repertoire.

### Surgeon's Knot

I am not sure where I learned this one. Before writing this newsletter, I looked it up online. It turns out there are many different surgeon's knots. Most of them are based on this concept: a square knot where the first and/or second steps have multiple "overs". You know, 'left over right and right over left.' I use this knot when teaching children how to make a quilt where they tie the quilt instead of traditional quilting. It uses strands of embroidery thread, yarn, or ribbon to tie the backing, batting, and top together. By pulling the knot tight, the strands are unlikely to untie. I usually make this square knot with right over left, then left over, over, right. You will see in the video what an "over" is.



WILD 'N WACKY HOLIDAYS IN JUNE:

June 1: Say Something Nice Day

June 4: Hug Your Cat Day

June 5: Hot Air Balloon Day

June 9: Donald Duck Day

June 10: Belmont Stakes

June 15: Nature Photography Day

June 18: Father's Day

June 18: Wanna Get Away Day



June 19: Garfield the Cat Day

June 22: World Giraffe Day

June 22: World Rainforest Day

June 29: International Day Of  
The Tropics

June 30: National Food Truck Day







**ADVERTISING**

SEWING MACHINES\*FABRICS\*SUPPLIES  
SALES & SERVICE\*CLASSES



**Laura's**  
Sewing and Quilt Shop

Laura & David Jordan, Owners  
Robby Gilbert, Technician

Brother – Baby Lock  
Horn – Koala

---

**THREE LOCATIONS TO SERVE YOU:**

6190 N. Federal Highway  
Boca Raton, FL 33487  
561-672-1034

3966 Northlake Blvd.  
Palm Beach Gardens, FL 33403  
561-799-5228

1707 NW St. Lucie West Blvd. #102  
Port St. Lucie, FL 34986  
772-344-5229



ADVERTISING



**Lori A. Fitzgerald**

Owner/Operator

☎ (561) 747-0525

✉ lori@theinspiredsewist.com

🌐 theinspiredsewist.com

BERNINA Dealer &  
Koala Sewing Studio Dealer

661 Maplewood Drive, Suite 14  
Jupiter, Florida 33458

Quilt a Bit



2914 S. Jog Road  
Lake Worth, FL 33467

p. 561-304-7211  
www.Quiltabit.com





**ADVERTISING**

## CUSTOM LONGARM QUILTING

---

DOTTY LEVINE

10351 SUNSET BEND DR.  
BOCA RATON, FL 33428

H. 561.470.6219

C. 561.756.1090

dottylevine82@yahoo.com

## Applique University

---

Applique With Dotty Levine

In-person and Online Classes Available

[www.appliqueuniversity.com](http://www.appliqueuniversity.com)



ADVERTISING



*Cynthia's  
Fine Fabrics*  
Where creativity & fashion come to life!

8126 N University Dr, Tamarac, FL 33321 • 954.724.2900  
[CynthiasFineFabrics.com](http://CynthiasFineFabrics.com) • [Cynthia@CynthiasFineFabrics.com](mailto:Cynthia@CynthiasFineFabrics.com)

FOR THE LOVE OF SEWING Perfection starts here.™



**SEW FINE**  
**Quilt Shop**  
Inside Cynthia's Fine Fabrics

8126 N University Dr, Tamarac, FL 33321  
954.724.2900 • [SewFineQuiltShop.com](http://SewFineQuiltShop.com)

Over 15,000 yards of fabric in stock! Machine Service center open 6 days week.  
The only full service sewing center in Broward County.