



QUILT GUILD BY THE SEA NEWSLETTER

MARCH 2013

VOLUME 3, ISSUE 3

MARCH GUILD MEETING

Tuesday, March 12, 2013

To be held at:

Grace Community Church

600 W. Camino Real, Boca Raton

Time: 10:00AM — 12:00 PM

Program:

- Country Store
- We **will not** have Show & Tell or a Fat Quarter this month!

PRESIDENT'S MESSAGE

Is there such a thing as "Quilter's DNA"?

This past weekend I went with the Palm Beach Quilt Guild to a quilt show in Key West. What a great time we had. The trip was wonderful; the drive down was beautiful. I love, absolutely love, Key West! We stopped at one quilt shop on the way. Everyone shopped, as usual. I, of course, made a resolution not to buy anything. I have more fabric than I will ever use in this lifetime. At the shop, I was very good - I bought nothing. I gave myself a pat on the back; what discipline. What a good girl!

The next morning, we went to the quilt show. It was small, but there were some lovely quilts. Our group made quite a hit; it was the first time ever that anyone had come to the show from the mainland. No bus group had ever attended this show. We were quite the celebrities. The show consisted of mostly quilts with very few vendors. I think I counted three vendors. Great! I can keep my resolution... or so I thought! Not! The quilt shop where we had stopped the day before was a vendor, and they had two fabrics that I couldn't resist. I bought a yard of each fabric and a pattern to make a tote bag. So much for my resolution, but I was not too terribly bad.

My broken resolution got me thinking. Why do we as quilters have such large stashes of fabrics? Why do we buy more fabric than we will ever use? Is it in our DNA? Perhaps we have something called "quilters DNA."

Why do we keep buying fabric? Could it be because it's too beautiful to resist, we may use it some day, it's a color we always use, it's on sale, the price is wonderful, or it's unique and could be a focal point. Whatever our reasons, they are all valid. As much as we resolve to buy no more fabric until we have used all we have, we can never keep that resolution. Our DNA demands we keep buying more and more fabric.



VOLUNTEERS NEEDED


QGbtS is in need of volunteers for the following positions:

- Recording Secretary
- Local Longarm Quilters

WEAR RED AND WIN A PRIZE DRAWING



We celebrated Valentine's Day during our February Guild Meeting by asking our members to wear red! The **MORE RED**, the better Tickets were given to each guild member for the amount of red worn. The winner of the Valentine's Day drawing was **Leona Davidson!**





ANNOUNCING QGbtS's COUNTRY STORE AND AUCTION

It's time for an early Spring cleaning ...

Look in your stash,

your closet,

your garage,

and your attic

for those quilting

and embellishment items that can be donated to our auction. Or sold personally, if you have reserved and paid for a table.

Contact Dolly O'Shea at 561-391-9368 with any items for auction or questions.

Let's have fun ... SHOP, SHOP, SHOP!

DATE: Tuesday, March 12, 2013

LOCATION: Grace Community Church

TIME: 10:00AM—12:00PM

Cash and checks accepted.



CURRENT OFFICERS:

President:

Sarah Crew (561-620-2856)

crewhawken@aol.com

Vice President:

Dolly O'Shea (561-391-9368)

DollyOShea@comcast.net

Treasurer:

Lee Hasse(561-392-6866)

lmhasse@hotmail.com

Membership Director:

Ellen Heckler (561-245-8280)

Ellen.Heckler@gmail.com

Program Director:

Diane Provost (561-218-4841)

paquinprovost@gmail.com

Publication Director:

Deb Shoemaker

(954-629-1720)

DebShoemaker22@gmail.com

QGbTS WELCOMES OUR


NEW MEMBER

Barbara Thorn



LINDA THOMPSON'S TRUNK SHOW

In February, Linda Thompson shared many of her quilts and patterns with the members of our guild. We want to thank Linda for an enjoyable meeting and the wonderful presentation of her quilts, bags, and kitchen ensemble.






QUILT AS YOU GO WORKSHOP WITH LINDA THOMPSON



ONE BLOCK WONDER WORKSHOP WITH DIANE PROVOST



EVENT CALENDAR:

MARCH 6, 2013

- Laminate Workshop—**Cancelled**

MARCH 7-8, 2013

- Mt Dora Quilt Show—Look for Grannie Suzannie here!

MARCH 8 - 9, 2013

- **Palm Beach County Quilters Guild**, "Yesterday, Today and Tomorrow Quilt Show" PBA University, West Palm Beach

MARCH 12, 2013

- Guild Meeting
- QGbtS Country Store

MARCH 14, 2013

Red Door Workshop: Paper Piecing hearts with our scrap fabrics and strip sewing. No cutting this time.

MARCH 15—16, 2013

- **Broward Quilt Expo**, War Memorial Auditorium, Fort Lauderdale

MARCH 18, 2013

- **Medallion Workshop** with Diane Provost.

April 4, 2013

- **Red Door Workshop**

APRIL 9, 2012

- **Guild Meeting:** Lecture by Judy Hansen, Free Motion Quilting

UPCOMING WORKSHOPS:

Red Door Workshop—Paper Piecing Hearts

Date; March 14, 2013

Location: Lincolnwood Clubhouse

Time: 9:00 AM—3:00 PM (Bring lunch)

Fee: Free



Medallion Workshop by Diane Provost

Date: Wednesday, March 18, 2013

Location: Lincolnwood Clubhouse

Time: 10:00 AM—3:00 PM

Fee: \$30.00



QOV Workshop

Date: March 28, 2013

Location: Lincolnwood Clubhouse

Time: 9:00 AM—3:00 PM (Bring lunch)

Fee: Free

Red Door Workshop

Date: April 4, 2013

Location: Lincolnwood

Time: 9:00AM—3:00 PM

Free Motion Quilting Workshop 'Fabric Design from Ideas to Quilt' by Judy Hansen, owner of Quilt Shop of Deland

Date: April 10, 2013

Location: Dixon Ahl Community Center, 2220 NE 38th Street, Lighthouse Point

Time: TBA

Fee: \$60.00



Back Basting Applique Workshop by Julie Miller

Date: April 16, 2013

Location: Dixon Ahl Community Center, 2220 NE 38th Street, Lighthouse Point

Time: 10AM—3:00 PM

Fee: \$30.00 (kit available for \$15.00)

EVENTS CALENDAR (Cont'd)

APRIL 10, 2013

- **Judy Hansen**, Free Motion Quilting Workshop

APRIL 13, 2013

- Rockledge Quilt Shop Car Caravan

MAY 14, 2013

- **Guild Meeting:** Guest Speaker, Taryn Jaramillo, Director of Broward VA
- Fat Quarter: Patriotic

JUNE 11, 2013

- Guild Meeting: Beauty and the Beast; our members share their best and worst quilts
- Fat Quarter: Solids

COMING SOON

- Japanese Folded Patchwork Blocks workshop by Diane Provost
- Working with Laminate by Diane Provost

ANNOUNCING

PLANNING MEETING

HAND APPLIQUE BEE

A planning meeting for a Hand Applique Bee will be held on Monday, March 4th, at 1:00 PM, at Joan Cohn's home. Please let contact Joan at 561-998-1986 if you would like to attend.

Additional information will be available at the general meeting on March 12th.

IT'S A BEE!!!

Information submitted by Kathy Radosh

The Bee's below are open to new members:

Central Boca Bee

Place: Lincolnwood Club House

Time: Friday, 11:30 AM—3:00PM

Contact: Sarah Crew via email Crewhawken@aol.com

Note: Lincolnwood Bee resumes in March. It will meet on March 1, 8, and 22. Beginning in April, it will meet on the 1st and 3rd Fridays.



North Guild Bee

Sponsored by the Delray Beach Public Library

Place: Delray Public Library, 100 West Atlantic Ave, Delray Beach

Time: 10 AM—12PM on the 2nd and 4th Monday

Contact: Linda Bouvier via email LBouvier@Bellsouth.net or Karen Pugh, LarryWPugh@aol.com

South Guild (aka Snowbird Bee)

Sponsored by the Lighthouse Point Public Library

Place: Dixon Ahl Community Center, Lighthouse Point

Time: Wednesday, November thru April, 11:00AM—2:30PM

Contact: Kathy Radosh, KMRadosh@comcast.net, or 954-683-4677

NOTE: The Snowbird Bee will not meet at the community center on March 13th. Contact Kathy Radosh for an alternate location.

Start a BEE:

Hand Applique Bee: if interested in forming a Hand Applique Bee, please contact Joan Cohn via email Cohn666@aol.com or 561-998-1986.



SNOWBIRD BEE UPDATE

From Kathy Radosh

On Wednesday, February 13, 2013, the Snowbird Bee presented its 'I Spy' quilt to the Lighthouse Point Library. The photo shows the quilt with the heads of Linda McKnight, Karolyn Tiefenbach, and me.

We were asked to come back to the library on Friday for an official unveiling of the quilt at the Tiny Tots story time. A reporter (actually the owner/editor Joe Frangipani) was there to photograph the occasion to use in a feature he is writing about Story Time. It will be published in the LHP magazine that comes out monthly.




Blendable Curves by Pegg J. Barkle

Blendable Curves is an idea that takes basic blocks such as squares and rectangles and with a little curved cutting changes the look to something fun and interesting. You do not need fancy tools or templates. There is no matching or pinning needed and results are unique.

The author walks you through each step of the process. The photos are large. Clear and bright. I consider this kind of quilting modern and exciting because of the free cutting and construction techniques. There is a dynamic play with color resulting in some unexpected results.

Reviewed by Joan Cohn



KUDOS KORNER

- Thank you to Susan Freudenthal for quilting several QOV quilts and the Grace Community donation quilt.
- Thank you to Rhoda Stern for donating books for our library and a quilt hoop for our Country Store auction.
- Thank you Diane Provost for donating a quilt to Grace Community Church for their fund raiser.
- Thank you to all our members who continue to participate in Quilts of Valor.
- Thank you to all our members who continue to participate in the Red Door Projects.



QUILTS OF VALOR

Thank you to our members who have so graciously donated their time and fabric to Quilts of Valor.

Keep the Quilts of Valor blocks coming.

We can always use Red, White, and Blue fabrics, and finished blocks are always welcome. Please bring your donations to any meeting.

Quilts of Valor kits will be **available at the March Guild Meeting.**

Your participation in this program is appreciated by our soldiers.



MISSING QOV BLOCKS

Several QOV block kits have not been returned.

If you have these blocks, please return them to Diane regardless of the sewing stage they are in.

Thank you.





We have wonderful books. Take the opportunity to look through or borrow a book or magazine that interests you.

All books must be checked out and returned at the next Guild Meeting. Late fees will be charged when applicable. Thanks to all who have donated!

Guild Librarians:


Joan Cohn & Elaine Greenberg

Library Hours: 9:30—10:00 AM during every Guild meeting.



IS SOMEONE WEARING A FLIP FLOP PIN?

If someone at the guild meeting is wearing a quilted flip flop pin, introduce yourself and give them a warm welcome. New members will wear these cute pins to identify themselves to other members.



RED DOOR PROJECT UPDATE

We continue to have an overwhelming response to the Red Door Project. We have had several more donations of fabric, quilt tops, blocks and batting.

Join us! We meet the first Thursday of every month.

Location: Lincolnwood Clubhouse

Hours: 9:00AM to 3:00 PM

There is something to do for everyone!

The next Red Door Workshop will be held on Tuesday, March 14, 2013.



2013 QUILT CHALLENGE GUIDELINES

Theme: Galaxy of the Stars

Size: Any size up to twin

- Must be a pieced project
- Must have a 4" hanging sleeve on the back
- Deadline is August 13, 2013
- Must be accompanied by a 3"x5" card with your name, name of quilt, and any other description
- Your name must be on the back of your project
- Prize: \$25.00 gift certificate. Pieces will be judged at the October 2013 guild meeting by the members.



For additional information, contact Janet Eckard via email:

janeteckard42@yahoo.com



Build –A-Quilt: Block #2

Cutting instructions:


From 2 ½" DARK strip, cut twelve (12) 2 ½" squares + eight (8) 1 ½" x 2 ½" rectangles.

From 1 ½" DARK strip, cut eight (8) 1 ½" squares.

From 2 ½" MEDIUM strip, cut sixteen (16) 2 ½" squares + sixteen (16) 1 ½" x 2 ½" rectangles

From 2 ½" LIGHT strip, cut four (4) 2 ½" squares + eight (8) 1 ½" x 2 ½" rectangles

From 2 ½" PRINTED strip, cut four (4) 2 ½" squares.



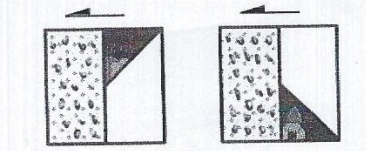
Sewing Instructions:

Refer to "Making Half-Square-Triangle" and pair two (2) 2 ½" DARK squares with two (2) 2 ½" MEDIUM squares. Sew the pairs together to make 2 DARK/MEDIUM HST.

Refer to "Making Half-Square-Triangle" and pair one (1) 2 ½" MEDIUM squares with one (1) 2 ½" LIGHT squares. Sew the pair together to make 1 MED/LIGHT HST.

Refer to "Making Half-Square-Triangle" and pair one (1) 2 ½" MEDIUM squares with one (1) 2 ½" PRINTED squares. Sew the pair together to make 1 MED/PRINTED HST.


Refer to "Making Flying Geese", sew one (1) DARK 1 ½" square to one end of a 1 ½" x 2 ½" LIGHT. Make two (2) different rectangles following the diagrams below. Trim the excess fabric leaving ¼" seam allowance and press toward the DARK.



Sew each units to a MEDIUM 1 ½" x 2 1/2" rectangle, press toward the MEDIUM.

Sew one (1) DARK rectangle and one (1) MEDIUM rectangle, right sides together, lengthwise. Press the seam toward the MEDIUM. Repeat to make two (2) units.

Lay out one DARK 2 ½" square in the center and the other units around it using the diagram as reference. Sew the pieces in rows and then sew the rows together to complete the block.



Repeat 3 times to make 4 identical 6 ½" x 6 ½" unfinished blocks

Identify these blocks as #2

Happy Piecing!!!!

ANNUAL MEMBERSHIP DUES

QGbtS annual membership dues for 2013 **remain \$30.00.**

'MEMBERSHIP HAS ITS PRIVILEGES'

Paid members of the QGbtS are eligible to:

- participate in Guild programs
- participate in workshops at a reduced rate
- receive monthly newsletter
- place ads in the classifieds.

Guests are welcome to attend our meetings with a donation of \$5.00 per month twice during a year.

For information, contact Ellen Heckler.

TREASURER'S REPORT

(2/28/2013)

Balance 1/31/2013	\$4,881
Income	\$1,227
Expenses	\$ 912
Balance	\$5,196

Submitted by Lee Hasse, Treasurer

ANNOUNCING

A FUN FILLED DAY CAR CARAVAN TRIP

to the QUILT PLACE in ROCKLEDGE, FLORIDA.

Join us for lots of fun.

Wanted: Drivers and Car Riders

Cost: Passengers are requested to share the cost of gas.

Details to follow.

For additional information, contact Dodie Watson via email:

dodiewatson@att.net



MT. DORA QUILT SHOW

The bus trip to the Mt. Dora Quilt Show has been cancelled.

FEBRUARY FAT QUARTER OF THE MONTH DRAWING MONTH

WINNER WAS:
SARAH CREW
Congratulations!



HIBISCUS QUILT GUILD OF SOUTH FLORIDA has sent us the following information for their upcoming classes that are open to non-members.

Classes are being held at Salvation Army, 4051 Kirk Road, Lake Worth, Fl.

Fabric Mandalas Class:

Friday, April 5, 2013, 5:30-9:30

Fee: \$40.00 (\$15.00 + \$25.00 kit)

Create a beautiful 18"x24" wall hanging with floating mandalas, which are circular designs, easily made with fabric and fusibles. You can choose from many designs and color schemes. Each student's piece is unique! No stitching in class. The finished piece can be quilted later or wrapped around a canvas as is. All skill levels. Everything is provided except for scissors, tweezers, rotary mat and rotary cutter (see below); Debbie will have some you can borrow if you don't already have them.



Fantasy Fish Class

Saturday, April 6, 2013, 9:00 AM—4:00PM

Fee: \$40.00 (\$15.00 + \$25.00 kit)

Imagine an underwater paradise that you can make using fabric and fusibles! With your choice of patterns, Fantasy Fish are fun to create. Make fins or even whole fish 3-D, so they really pop off the scene! Add a reef and kelp - it's easy. No stitching. The finished 18"x24" piece can be quilted later or wrapped around a canvas as is. All skill levels. Everything is provided except for scissors, tweezers, rotary mat and rotary cutter (see below); Debbie will have some you can borrow if you don't already have them.

Please send your class fees to:

Hibiscus Quilt Guild of South Florida

c/o Workshops

7556 Lake Worth Road, #105

Lake Worth, Fl. 33467



Fiber Art Chix



www.fiberartchix.com

* Retreat *



at Day Spring Conference Center
Ellenton FL

www.dayspringfla.org
April 8-9-10-11 2013
featuring Fiber Artist
* Paula Lenahan *
* Cynthia Wismann *

Check out our website
www.fiberartchix.com
*

"For the traditional quilt Artist on the fence---
wanting to get to the Art side."

You'll be learning quick and easy methods that we use in our art quilt wall hangings. We have two unique projects that you will work on **Abstract Art #1** and **Beachin' It**. Each design will teach you techniques so you can design your own quilt!!



Abstract Art #1 by Cynthia

Check out our website for more details about each of these projects.
Fiberartchix.com
*



Beachin' It by Paula

We have our own designs and techniques that we will be teaching you:

- * design on freezer paper
- * making templates
- * fusible web
- * false back/sleeve
- * angelina fiber
- * hot fix crystals
- * basic free motion
- * threads and needles

plus all our tips and tricks!!!! and lots of fun!!!! and some surprises!!!!

"FABRIC DESIGNS FROM IDEAS TO QUILT" BY Judy Hansen

QGbtS will welcome Judy Hansen for a lecture during our April 9th guild meeting. Judy will have lots of show and tell & the theme is **"Fabric Designs from Idea to Quilt!"**.

Judy will bring lots of original paintings and the actual process/steps they goes through on the way to a fabric - takes about one year!

Judy is the owner of Quilt Shop of DeLand for the past 12 years, Author of 3 books and over 75 patterns and a DVD on Free Motion Quilting. Fabric Designer for Fabric-Quilt/Paintbrush Studio for the past 4 years. Judy recently appeared on the Fons & Porter Show as a guest instructor and teacher in Houston Quilt Market for the past 3 years.



Judy's workshop will be on April 10th. Reservations and payments are required. See Diane Provost or Lee Hase for seat availability.

17th BIENNIAL ORANGE BLOSSOM RETREAT

June 4 - 9, 2013

Lake Yale Convention Center, 39034 County Road 452, Leesburg, FL 34788

Come enjoy quilting at a beautiful lake setting with friends from several states and all over Florida.

Bring your quilting projects, enjoy shopping at your leisure, show and tell, quilting games including Quilto (1 fat quarter = 1 playing card.) Also bring your items to give away for our "What Was I Thinking?" table. You may set up at your table any items you wish to sell.

4 nights, starting June 5 (Wednesday—Sunday w/meals Wed lunch-Sun lunch)

Doubles \$278, Singles \$378

5 nights, starting June 4 (Tuesday-Sunday w/meals, Tuesday lunch-Sunday lunch)

Doubles \$320, Singles \$445

Deposit of \$125 due now to hold your place.

BALANCE DUE APRIL 1, 2013.

No refunds within 30 days of retreat. If your roommate cancels, you will be charged the single rate, unless there is another roommate for you.

Our exchange will be a pincushion. There are a number of websites with wonderful ideas for free patterns.

Please email me for registration form and further information.

Debbie Cassidy

emeraldoks@gmail.com



FEBRUARY 2013 SHOW 'N TELL





FEBRUARY 2013 SHOW 'N TELL

