



QUILT GUILD BY THE SEA NEWSLETTER

March 2022

VOLUME 12, ISSUE 3

March 8, 2022

Guild Meeting

Program: **"Creativity in Times of Covid"** presented by Ana Buzzalino

- "The Oldest UFO Completed during Covid" Show 'n Tell
- Hotseat Poker

Guild Address:

Quilt Guild by the Sea
PO Box 64
Boca Raton, FL 33429

Meeting Place: Zoom until further notice



VOLUNTEERS NEEDED:

The following positions are open and we need help:

- Newsletter Assistant
- Photographer, for in-person meetings only, is needed. No experience necessary.

President Letter:

Hello My Fellow Quilters,

I just got back last night from the Daytona Quilt Show. Frieda, Dellie, and I shop hopped on the way to and from Daytona. Needless to say, we had a blast. Eat, shop, sleep for 3 wonderful days! The show seemed smaller than usual, but some of the quilts were magnificent. Frieda and Dellie took more photos than I, but here is a shot of a whimsical quilt that I thought was pure fun.



I also met two quilter friends for the first time; we had met online during Covid. What a treat! They were able to join us for dinner on Thursday. Notice the fine crystal glasses!



I think what we enjoyed most about the quilt show was being able to mingle with everyone like we used to. It was a wonderful feeling. To be back in a normal situation. I was so happy. I am looking forward to the day when we can meet face to face once again.

I'm excited to tell you that we are having an Outreach Workshop for Quilts of Valor, Comfort Quilts, Fidgets, and Comfort Bears on Tuesday, March 15th at the Boca Community Center from 9:30 AM to 1:00 PM. Stay and sew, just bring your completed projects, or pick up available kits.

Some of our bees have started meeting again. I encourage everyone to join or form a bee. Meeting in small, safe groups is one baby step we can take. Also, our Spring Camp is coming up in about 3 weeks. How great is it that! We are able to have the retreat again this year. It's always a fun and productive time.

Just one more thing to keep in mind -we will be starting mini-workshops in the very near future. We will be using the clubhouse at Lincolnwood, so the number of people will be limited as will the length of the workshop. Never fear, if we get more people signing up for the workshop than space allows, we will repeat it.

HAPPY QUILTING, everyone,

Sarah

CURRENT OFFICERS:

President

Sarah Crew
(561-809-0244)
sfcrew41@gmail.com

President-Elect:

Frieda Tobeck
(561-403-5150)
earpower1@gmail.com

Secretary:

Marcia Degner
(561-243-1776)
msdegner@gmail.com

Treasurer:

Karen Berman
(954-729-7893)
foreversweetpea@comcast.net

Membership Director:

Ellen Birnbaum
(561-703-2350)
twinee38@gmail.com

Program Directors:

Ellen Heimlich
(954-559-8522)
ellenfibers@bellsouth.net

Frieda Toback
(561-403-5150)
earpower1@gmail.com

Publication Director:

Deb Shoemaker
(954-629-1720)
DebShoemaker22@gmail.com

Technology Director:

Ann Ford
(512-289-0797)
ann.k.ford@gmail.com

QOV Program Chair:

Rochelle Staiano
(203-505-0273)
sashakins@hotmail.com

Outreach Program Chair:

Linda Eddy
(561-376-3996)
eddylinda1007@yahoo.com

UPCOMING PROGRAM HIGHLIGHTS:

March 8, 2022

"Creativity in Times of Covid" presented
by Ana Buzzalino

Covid-19 has changed our lives. We have been enveloped in a tsunami of news about the virus. We've had to self-isolate, social distance, wash our hands, etc. All that, on top of everything else that's going on in the world, has taken a toll on our creativity and motivation.

In this PowerPoint presentation, I share my views – together with some experts – on how to stay creative and motivated in times of stress. And how important it is to our well-being and mental health.

I share ideas that will help you stay connected with your own creativity and find the motivation to move forward.

Location: Zoom

Guest Fee: \$10.00



**IT'S
MARDI GRAS**

LETS PARTY!

CARING HEARTS



Ellen Heimlich will undergo major neck surgery in March. We wish you a successful and speedy recovery!

Barbara Lamb took a nasty fall and is at home recuperating with a broken hip. We hope she recovers as quickly as possible and feels fit as a fiddle soon.

Caring Hearts is an on-going part of our newsletter. Any information to be included in this portion of the newsletter should be emailed to:

DebShoemaker22@com.



QGBTS NEEDS YOU!

The energy and life of a guild is dependent on all its members. Everyone is essential to the guild, whether you are an experienced quilter or a beginner. Each is important. We deeply appreciate and need the talent of all our members.

If you have decided not to rejoin this year, we ask you to reconsider. We need you. Your input is vital to the future and life of the guild.



Covid has made our lives more complicated and Zoom meetings may make us feel isolated and unimportant. This is only temporary. The world is beginning to open up once again, and so are we. To that end, we are starting to take baby steps; plans are in the works for in person mini workshop, (detailed information will be available in the next few weeks), and new and exciting programs on subjects like precision piecing, color theory for quilts, and wool applique are also being planned. Bees are starting to meet once again.

We are also looking to you for your recommendations. We want to know what you would like to see and do. You will be receiving a survey in the coming weeks asking what your expectations are, and what you would like included in guild activities. Please take a moment of your time to respond. We look forward to incorporating your ideas into our future plans.

We will be meeting in person once again as soon as scheduling will allow. We all are looking forward to that day.

HOT SEAT POKER



Make sure you stay until the end of the meeting to play Hot Seat Poker.

Two lucky winners receive a \$25.00 Gift Certificate from one of the quilt shops or long-armers advertising with us. Your choice!

February's lucky winners:

- Diane Provost
- Linda Bouvier



Membership dues for 2022 are \$50.00. They may be paid by check; send to the Guild's PO Box or directly to our Treasurer, Karen Berman, at 8716 Sunbeam Mountain Terrace Boynton Beach FL 33473.

Dues may also be paid online on the guild website:

QuiltGuildbytheSea.com

If you have any additional questions, please contact Karen at (954) 729-7893

NEW! EXCITING! THE 2022 QUILT CHALLENGE



Clint Eastwood's famous quote as "Dirty Harry" leads us into our 2022 Challenge.

WHAT IS IT THAT WOULD "MAKE YOUR DAY"?

What is it that would make your spirit soar—that would "make your day!" Dream big. Think about what would be the most wonderful thing in your life that could happen... did happen...will happen...or you wish would happen. Could it be a very special family event like the birth of a grandchild? Perhaps it's a fabulous trip you long to take to Venice, seeing Machu Picchu, a safari or riding a camel to the great pyramid. Maybe it's something on your dream bucket list, a dream of having a quilt in the Houston show, winning the lottery or how about world peace?

The Challenge: *Create a quilt that expresses the theme "Make My Day!"*

Rules: There are none! The quilt can be any size or shape. All quilting techniques and surface embellishments are allowed: piecing, hand or machine appliqué, embroidery, photography, painting, foiling, beading, any type of quilting. The style is up to you. A hanging sleeve is optional.

Details: One entry per member. There will be a \$100 prize for Viewer's Choice, and a \$50 prize by random drawing from among all participants. The same member cannot be awarded both prizes. Please submit an entry that has not been shown to the Guild before.

Due date: Email one overall photo and one closeup of your quilt, in JPEG format, to Deb Shoemaker at DebShoemaker22@gmail.com by Friday, October 21.

Quilts will be shown, and winners announced, at the November meeting, either via Zoom or in person as the situation requires.

Questions: Email Marcia Degner at msdegner@gmail.com

"THE FRANK MCGEE MEMORIAL QOV WORKSHOP"

Nominate a Veteran

Do you know a deserving Veteran that was touched by war? It is time to nominate them. We are hoping to restart our Quilts of Valor awards in 2022 and we have many quilts available right now to present. Reserve one for a family member, a friend, a colleague, a neighbor, etc...or tell them how to nominate themself.

It's easy to nominate a Veteran in 4 easy steps:

- Sign in to **QOVF.org**
- Click "Nominations and Awards" at the top of the page
- Read the Eligibility and Mission of Quilts of Valor
- Click the box for "online nomination form" and complete the form
- In the comments area, please write that you wish to have this quilt request going to Quilt Guild by the Sea.



..: quilt of valor :.

WRAPPERS NEEDED:

- Volunteers are needed for Broward County to attend QOV quilt presentations, and assist with wrapping the quilt around the recipient. Anyone interested should contact Rochelle Staiano, QOV Program Chair, at 561- 509-9914 or via email, sashakins@hotmail.com .

QOVF ON AMAZONSMILE

What is AmazonSmile?

AmazonSmile is a simple and automatic way for you to support your favorite charitable organization every time you shop at no cost to you. When you shop at smile.amazon.com, you'll find the exact same low prices, vast selection, and convenient shopping experience as [Amazon.com](https://www.amazon.com) with the added bonus that Amazon will donate a portion of the purchase price to your favorite charitable organization. You can choose from over one million organizations to support.

How do I shop at AmazonSmile?

To shop at AmazonSmile simply go to smile.amazon.com from the web browser on your computer or mobile device. You may also want to bookmark smile.amazon.com to make it even easier to return and start your shopping at AmazonSmile

QOV PRESENTATIONS:

Karl Lubitz—World War II Veteran



QOV PRESENTATION:

Jeannette Fenoli—World War II Veteran



QOV PRESENTATION:

Norman Hardy—Vietnam War Veteran





See-Bring-Sew 2022

Gold Coast Quilters Guild Retreat

The Gold Coast Quilters Guild has planned our annual retreat at the SEVEN Sebring Raceway Hotel in Sebring, Florida and we are inviting the members of Quilt Guild by the Sea to join us. The retreat is being held Tuesday, May 17th through 3p.m. Saturday, May 21st.

This is a chance to spend uninterrupted sewing time with friends. We will have a quilt shop on site: The Quilted Dragonfly owned by Cheryl Green.

Cost for 4 nights: \$270 standard double; \$500 standard single; and \$545 single with balcony. All meals will be on your own. The hotel restaurant has breakfast and a limited dinner menu available and a list of other eating places in the area will be provided.

Complete and mail your RETREAT REGISTRATION FORM (included in this newsletter). Register early.

Registration deadline is April 15, 2022.

Jean DeFrances, GCQG Retreat Chair
jsdefrances@aol.com

COMFORT QUILTS

- Maureen received thirty-one Comfort quilts, in February. NICU quilts and two Comfor quilts were delivered to the Delray Medical Center.
- **An Outreach Program Workshop will be held** on Tuesday, March 15th 9:30 to 1pm at the Boca Raton Community Center, 150 Crawford Ave. Stay and sew or bring in your completed projects and pick up new ones. QOV, Comfort Quilts and Fidget kits will be available.
- **Needed: Men's and teenage boy/boy Comfort quilts.**
- Juvenile Comfort Quilts are needed in Trauma Centers. Crib size is suggested.
- Novelty and juvenile fabrics are needed as well as 2 yard measures of fabric for backings.

Comfort quilt size specifications are:

- ♦ **A maximum of 40" wide**, and a minimum of **48 - 54"** in length.
- ♦ NOTE: Quilt tops should be 40" wide so that we can use one width of fabric and do not have to piece the backs. If you are using your own backing and batting and are doing your own quilting, feel free to make them wider and/or longer.
- The size of the NICU coverlets quilts is **36" X 36"**.
- Longarmers are needed to quilt Comfort Quilts. If you would like to volunteer your skills, please contact Linda Eddy.
- Contact: Maureen Drudi at 954-427-2456 or email: mldrudi@hotmail.com with any questions.



Beautiful quilts made by
Jane Gavlick for the NICU.

FIDGET QUILTS:

- Fidget quilts were delivered to the Atrium, a memory care facility, this month. If anyone knows of other Memory Care facilities that would like to receive Fidgets, please contact Ellen Heckler.
- **An Outreach Program Workshop will be held** on Tuesday, March 15th 9:30 to 1pm at the Boca Raton Community Center, 150 Crawford Ave. Stay and sew or bring in your completed projects and pick up new ones. QOV, Comfort Quilts and Fidget kits will be available.
- **Join the Fidget Challenge!** It's as simple as creating 1 Fidget quilt per month.
- The demand for Fidget Quilts is higher than we are able to meet. Think about using a UFO or some unfinished projects and turning them into Fidgets!
- Fidget Quilts are needed for children as well.
- Needed: Embellishments, knick-knacks, and any other fun objects to create Fidget quilts! Please contact Ellen Heckler if you have anything to donate.

For additional information, please contact Ellen Heckler (561-245-8280) or by email at ellen.heckler@gmail.com

COMFORT BEARS:

- **An Outreach Program Workshop will be held** on Tuesday, March 15th 9:30 to 1pm at the Boca Raton Community Center, 150 Crawford Ave. Stay and sew or bring in your completed projects and pick up new ones. QOV, Comfort Quilts and Fidget kits will be available.
- Janet Copen reports there are bears waiting for their new homes.
- More Bears are needed and greatly appreciated!
- Comfort Bear kits complete with paper pattern, fabric, and ready-to-sew-on bear faces are available. This is a quick and easy project that will make a child smile. **Please do not fringe corduroy bears — they shred!!**
- Pattern and instruction for the Bear can be found on the QGbtS website.
- Contact Janet Copen at (954) 632-1181 or email jecopen@aol.com for additional information.



For Knitters and Crocheters:

- This year, 139 Hats for Chemo patients, 26 Hats to NICU, 45 pairs of Booties to NICU, and 7 burp pads were delivered.
- Knit and Crocheted Caps have been well received. Additional caps have been requested.
- Contact Linda Bouvier at (561) 498—9777 or email lbouvier@bellsouth.net for additional information.



By the Yard[®]

© 2022 Jennifer Lopez

WHAT'S THE DIFFICULTY LEVEL OF THIS QUILTING PATTERN?



ON A SCALE OF "BLISSFUL TRANQUILITY" TO "RAGE INDUCING", THAT ONE IS BETWEEN "MODERATE SWEARING" AND "INTERMITTENT TANTRUMS"!



www.bytheyardcomics.com

See-Bring-Sew 2022 RETREAT
19th Annual GOLD COAST QUILTER'S GUILD Retreat
MAY 17-21, 2022 (Tuesday a.m.-Saturday 3 p.m.)

~ ~ ~ ~ ~

SEVEN SEBRING RACEWAY HOTEL
150 Midway Drive, Sebring, FL 33870 ~ 863-655-7200

<https://sevensebringhotel.com>

RETREAT Registration (Please Print Clearly!)

NAME _____ GUILD _____

EMAIL _____

CELL _____ HOME: _____

~ ~ ~ ~ ~ **EMERGENCY CONTACT INFO** ~ ~ ~ ~ ~

Name _____ Relationship _____

Cell# _____ Home# _____

Retreat Fee includes: 4 nights Hotel Room + \$30 Gift Certificate for Quilted Dragonfly

[ALL MEALS ARE ON YOUR OWN]

_____ Standard SINGLE Room: **\$500** _____ Balcony SINGLE Room: **\$545**

_____ Standard DOUBLE Room: **\$270**

(Registered Roommate): _____

SPACE AVAILABILITY: BASED ON POSTMARK - Deadline: April 15, 2022

**IMPORTANT: Mail deposit check (Payable to Gold Coast Quilters Guild or GCOG) & completed/
signed FORM to:**

Jean DeFrances, 6451 Parkview Drive, Boca Raton, FL 33433

Any questions: jsdefrances@aol.com / C: 954-675-5680

Conditions & Liability Waiver - Cancellation/Refund Terms

PLEASE READ CAREFULLY!

To the maximum extent of the law, your attendance & participation in the **Gold Coast Quilter's Guild 2022 Retreat** at the SEVEN SEBRING RACEWAY HOTEL, Sebring, FL, **May 17 - 21, 2022**, which may include classes & other activities, is conditioned on your agreement to hold harmless the **Gold Coast Quilter's Guild, all volunteers, or for any other reason.**

Due to contract specifications with the SEVEN SEBRING RACEWAY HOTEL, Sebring, FL, a Refund can ONLY be considered if an alternate Quilter can be arranged by the Registrant and/or Guild Retreat Committee.

YOUR SIGNATURE CONFIRMS YOUR AGREEMENT TO ABOVE TERMS.

SIGNATURE _____ DATE _____



OUTREACH PROGRAM WORKSHOP COMING IN MARCH

All QGBTS Outreach Programs (QOV, Comfort Quilts, Fidgets, Bears, etc.) invite you to a day of sewing and exchanging Outreach Projects.

Join us on Tuesday, March 15th 9:30 to 1pm

**Boca Raton Community Center
150 Crawford Ave
Boca Raton**

Stay and sew or bring in your completed projects and pick up new ones.

QOV, Comfort Quilts and Fidget kits will be available.

We'd love to see you and have a wonderful get together after many months apart.

Please join us.

“What to Pack for a Quilting Retreat”

Stitchen Heaven Blog Post Written By: Carolina Moore

Packing for a quilt retreat is a little different than packing for a “regular” vacation. Not only do you need to pack your clothes, toiletries, any medications, and your cell phone charger... but you need to pack all your sewing projects as well! If you’ve never been to a quilting retreat before, or it has been a while, here is our guide on what you should be sure to pack in your bag!



What kind of retreat are you attending?

Knowing what kind of retreat you are attending is the first step in deciding how diligent you need to be in packing for your quilting retreat. If you are at a full-service quilt shop for your retreat, you won’t need to worry about running out of thread or forgetting your scissors because you can easily purchase what you need on-site. Similarly, if you’re attending a retreat with daily group trips to visit local area quilt shops, you won’t need to worry about running out of projects because you can get new ones during the retreat. However, if you’re attending a quilting retreat in a remote location without an on-site quilt shop, you’ll want to make sure you bring everything you need – without overpacking and weighing down your luggage!

Also, check the kind of retreat you are attending. Is the retreat providing project kits, or are you bringing your own projects to work on? Will the retreat provide basic quilting supplies such as a machine, iron, and rotary mat, or are they simply providing a table and access to power? There are many kinds of quilting retreats, and you want to make sure you’re preparing for the experience that you’ve signed up for.

Basic Retreat Quilting Supplies

If you know you are attending a retreat soon, a great way to prepare is to work on a project at home and note all the things you use while working on that project. This will become your list when packing for the retreat. Depending on your preferences, your list may look a little different from another quilter’s list. A standard list of quilting supplies would include:

Sewing Machine (with foot pedal and power cord)

Small iron and ironing mat (may be optional) or seam roller

Rotary cutter, ruler(s), and mat

Thread

Extra machine needles

Extra bobbins

"What to Pack for a Quilting Retreat" (Cont'd)

Thread Snips

Pins in a pin cushion

Seam Ripper

Marking Pens

Binding Clips

Small bag for scraps/trash

Fabric and pattern for any projects

Specialty Quilting Tools

The project(s) that you're working on may require specialty quilting tools that you're not used to using. Make sure that you read over any patterns and supply lists. For example, when working on foundation paper piecing, you may need an add-a-quarter ruler or a zipper foot when making a bag. Techniques such as machine embroidery may require multiple specialty tools and supplies to complete. If the retreat is to learn a new technique, the instructor should have a complete supply list available so that you will have a successful retreat. The instructor may have kits available that include the specialty materials – in these cases; it is often easiest to purchase the instructor's kit rather than source all the materials on your own.

Storing your quilting supplies

As you pack your quilting supplies, consider how you'll use them and want to access them while at the retreat. Packing your quilting tools in ways that make them easily accessible will keep them organized and handy while you work. A caddy or zippered pouch with a wide opening is a great way to store your tools, so they are not loose on the table but are still easily accessible while you work. Another great option is a stash-n-store tool. Tuck your needed tools into the stash-n-store while at your table to prevent them from rolling away or taking up too much space.



“What to Pack for a Quilting Retreat” (Cont’d)

Comfort supplies at a Quilt Retreat

If you’re used to sewing in your own home rather than a classroom or retreat, you may not have thought of the comfort supplies that are readily available at home but need to be packed with you when going to a retreat. The most common of these are slippers. If you prefer to sew barefoot or with stocking feet, you won’t be comfortable sewing with shoes on at the retreat. You’ll want to take your shoes off to sew. But every time you get up to go to the ironing board or walk to the bathroom, you’ll need to put your shoes back on. Make yourself more comfortable by bringing slippers that you can quickly put on each time you get up. This will keep your feet clean and keep you safe from any pins your fellow quilters have accidentally dropped! You may also want to bring warm socks and a favorite sweater – large rooms are often kept at lower temperatures than we are used to sewing in.

off to sew. But every time you get up to go to the ironing board or walk to the bathroom, you’ll need to put your shoes back on. Make yourself more comfortable by bringing slippers that you can quickly put on each time you get up. This will keep your feet clean and keep you safe from any pins your fellow quilters have accidentally dropped! You may also want to bring warm socks and a favorite sweater – large rooms are often kept at lower temperatures than we are used to sewing in.


Not all retreat center chairs are made equal. You’ll likely be spending many more hours than you’re used to sitting at your sewing machine. Make sure you’re comfortable by bringing any cushions or back supports you’ll need to be comfortable in your chair. In case you forget, a rolled-up towel from your room may work in a pinch.

Meals are often scheduled at a retreat. If you like to snack while sewing or eat small meals throughout the day rather than three large meals, make sure to pack snacks in your retreat bag. And use this as an excuse to treat yourself to your favorite snacks! Make sure to bring extras so that you can share them with your tablemates at the retreat. You’ll quickly become everyone’s favorite!

Even if the retreat center has irons and ironing boards available, you may want to bring your own small iron and wool pressing mat. Waiting at a shared ironing board can be a great social activity. Still, if you enjoy getting down to business and finishing projects at retreats, you’ll appreciate having your own ironing station right by your machine for quick pressing and small seams.

Don’t Forget!

Before you zip up your bag to head to the retreat, make sure that you have the essential items that you won’t be able to live without. You can always borrow thread snips



“What to Pack for a Quilting Retreat” (Cont’d)

from another retreat goer, and if you discover that you forgot extra machine needles when yours breaks, there is sure to be someone else with a needle you can use. However, some items will be nearly impossible to replace.

you enjoy getting down to business and finishing projects at retreats, you’ll appreciate having your own ironing station right by your machine for quick pressing and small seams.

Bringing gifts to a Retreat

Unless the retreat organizers have clearly stated it in advance, you are not expected to bring gifts to a retreat. However, if you have time and are so inclined, gifts are always welcome. If you have a roommate at an overnight retreat, a roommate gift is a kind gesture. This might be a small, zippered pouch with a treat or notion inside, or if you know your roommate well, Fat Quarters of fabric from their favorite designer.

Snacks to share are a great gift to bring for the group. If people are attending the retreat from all over the country or worldwide, a shelf-stable regional treat is fun to share. If your area has a flavored popcorn or chocolate factory it is known for, your new retreat friends will love learning about it (and tasting it)!

Teachers at retreats do not expect any gifts – they are being paid to teach the class. But if giving gifts is your love language and you would like to bring a treat or gift for the instructor, they will be touched by your thoughtfulness.

Teachers at retreats do not expect any gifts – they are being paid to teach the class. But if giving gifts is your love language and you would like to bring a treat or gift for the instructor, they will be touched by your thoughtfulness.

Don’t Forget!

Before you zip up your bag to head to the retreat, make sure that you have the essential items that you won’t be able to live without. You can always borrow thread snips from another retreat goer, and if you discover that you forgot extra machine needles when yours breaks, there is sure to be someone else with a needle you can use. However, some items will be nearly impossible to replace.



SHOW 'N TELL— February



Judy Shelton



Frances Student

SHOW 'N TELL— February



Marcia Degner



Marcia Degner

SHOW 'N TELL— February



Marcia Degner



Marcia Degner


SHOW 'N TELL— February



Pat Lynes

SHOW 'N TELL— February

Sheryl Platt



SHOW 'N TELL— February



Sheryl Platt



Sheryl Platt

WILD 'N WACKY HOLIDAYS IN MARCH:

March 1: Mardi Gras

March 6: National Oreo Cookie Day

March 9: Barbie Day

March 10: Popcorn Lover's Day

March 13: Daylight Savings

March 14: Learn about Butterflies Day

March 16: Giant Panda Bear Day

March 19: National Quilting Day

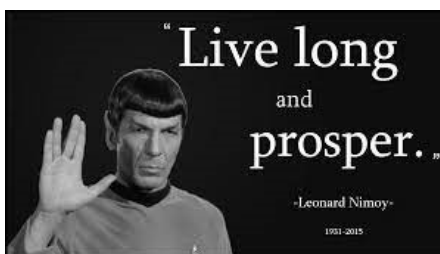
March 20: Spring Equinox

March 23: National Puppy Day

March 26: Live Long and Prosper Day

March 30: Take a Walk in the Park Day

March 31: National Crayon Day



CLAFFISIED

JANOME ARTISTIC EDGE 15" \$175.00

Excellent condition, lightly used, original packaging, original price \$499.00



The Artistic Edge 15" Digital Cutter is a great addition to a workspace for paper crafting, quilting and embellishing AND IT connects wirelessly to your PC. The Edge 15 comes with an adjustable blade holder, cutting blade, pen holder and pens, 15" x 15" low tack cutting mat, 15" x 15" high tack cutting mat, and the Artistic SimpleCut software containing 3500 designs. SimpleCut can also export stitch files to work with any embroidery machine.

Contents:

- Artistic Edge Digital Cutter
- Low Tack and High Tack Cutting Mat
- Fine Tuning Blade Holder
- Artistic SimpleCut Software
- USB cord
- Instruction Manual
- Standard, Fabric, and Thick Material Cutting Blades
- One Pen Holder and 2 Pens (Black and Blue Ink)



Free shipping!

For additional information call Deb Shoemaker at (954) 629-1720 or email DebShoemaker22@gmail.com



CLASSIFIED

FOR SALE

BERNINA 1630

Seldom used. \$400.00

Also available:


Horn sewing cabinet, price negotiable.

Several feet in original package

Multiple cutting mats

Various size rulers

For additional information or an appointment to see this wonderful machine, please call or text Charlotte Andree 561-789-0102





ADVERTISING



**VISIT OUR
NEW
LOCATION!**

StitchCraft

quilt • sew • stitch

141 NW 20th St, Suite D2, Boca Raton, FL 33431
info@stitchcraft.com (561) 447-4147 www.stitchcraft.com

Open Mon - Sat 10 - 5



Lori A. Fitzgerald
Owner/Operator

(561) 747-0525
lori@theinspiredsewist.com
theinspiredsewist.com

BERNINA Dealer &
Koala Sewing Studio Dealer

661 Maplewood Drive, Suite 14
Jupiter, Florida 33458



ADVERTISING

Quilt a Bit



2914 S. Jog Road
Lake Worth, FL 33467

p. 561-304-7211
www.Quiltabit.com

FULL SERVICE QUILT SHOP

Quality Cotton, Fat Quarters, Kits,
Patterns, Books, Notions

Quilting Service and Complete Quilts
for Sale on Premises

NE corner of 10th Ave & Jog Road
in Barclay Square



ADVERTISING



Lori Breiner-Wyllie

President

6190 N. FEDERAL HWY. BOCA RATON, FL 33487

561/999-9992

LORI@SEWMUCHFUNANDMORE.COM

brother.
at your side

Sew Much Fun

BROTHER SEWING & EMBROIDERY MACHINE DEALER

INDIVIDUAL & GROUP SEWING CLASSES FOR ADULTS & KIDS

FASHION FABRICS & NOTIONS

EXPERT ALTERATIONS

EMBROIDERY SERVICES

MACHINE REPAIR & SCISSOR SHARPENING

**ON EAST SIDE OF FEDERAL HWY - 3/4 MILE NORTH OF YAMATO
LOOK FOR BIG RED AND WHITE STATE FARM MARQUEE SIGN ON THE ROAD**

561-999-9992 WWW.SEWMUCHFUNANDMORE.COM



ADVERTISING

CUSTOM LONGARM QUILTING

DOTTY LEVINE

10351 SUNSET BEND DR.
BOCA RATON, FL 33428

H. 561.470.6219

C. 561.756.1090

dottylevine82@yahoo.com

Laura & Dave Jordan



Brother • Miele
Babylock

Laura's Sewing & Fabric

Sewing Machines • Fabrics • Supplies
Sales & Service • Classes

www.sewwithlaura.com • laurassewing@bellsouth.net

3966 Northlake Blvd.
Palm Beach Gardens, FL 33403
561-799-5228

1707 N.W. St. Lucie West Blvd., #102
Port Saint Lucie, FL 34986
772-344-5229