



QUILT GUILD BY THE SEA NEWSLETTER

May 2015

VOLUME 5, ISSUE 5

MAY GUILD MEETING

Tuesday, May 12, 2015

To be held at:

Grace Community Church

600 W. Camino Real

Boca Raton

Time: 10:00 AM — 12:00 PM

Program:

Quilt Guild Meeting

- Hawaiian Quilting Presentation by Janet Eckard
- Mug Rug Presentation
- Donation Quilt Winner Announcement
- Fat Quarter: Flowers
- **NO Show 'n Tell** in May

Quilt Guild by the Sea

PO Box 64

Boca Raton, FL 33429

PRESIDENT'S LETTER

Happy Mother's Day to all the mothers out there.

Our May 12th meeting is coming up quickly. It will be a busy meeting, so please plan to arrive early.

During our monthly meeting on May 12, some lucky person will become the new owner of our beautiful 2015 Donation Quilt, 'Green Garden Fantasy'. After the meeting is called to order, the sale of tickets will be discontinued, so plan accordingly. If you wish to purchase additional tickets, please contact Linda Bouvier, [561-498-9777](tel:561-498-9777).

The May 12th meeting will also have our Mug Rug Swap. I'm looking forward to seeing all your delightful creations!

A big "Thanks" to Linda Thompson for teaching a fun and informative workshop on purse-making. We all had fun and learned a lot about purse construction. Please bring your finished purses for Show & Tell in June.

... and another big "Thanks" to all of you who participate in our charity programs: QOV, Red Door, Comfort Bears, etc. Please join us for more fun and creativity after the meeting on May 12th to make 'Fidget' quilts for Alzheimer patients.

Happy quilting.

See you soon.

Susan

VOLUNTEERS NEEDED

QGbtS is in need of volunteers for the following positions:



- Local Longarm Quilters
- Photographer
- Webmaster



Quilt 'Dreaming' by Sonjia Bardella, Italy, 2011

CURRENT OFFICERS:

President:

Susan Freudenthal

[561-791-3203](tel:561-791-3203)

Sufu35@aol.com

Vice President:

Lee Hasse (561-392-6866)

lmhasse@hotmail.com

Treasurer:

Marie-Christine Leavitt

(561-404-9067)

mcglquilt@gmail.com

Secretary:

Melinda Schwartz

(561-613-5264)

MelindaSchwartz83@gmail.com

Membership Director:

Ellen Heckler (561-245-8280)

Ellen.Heckler@gmail.com

Program Director:

Rochelle Staiano

(561-509-9914)

sashakins@hotmail.com

Publication Director:

Deb Shoemaker

(954-629-1720)

DebShoemaker22@gmail.com

Quilting Around the World presentation – Susan Peterson



FAT QUARTER OF THE MONTH: FLOWERS



Radiant roses are kissed with light and glowing with lipstick colors. They float over a dreamy scene filled with shaded paisleys and lacey medallions with the word 'rose' drifting by in candy and hot pink, flame and lacquer red, orange, sprout and moss green, aqua, dawn blue, taupe, and black. Subtle layers created by methods of digital printing give depth and transparency to this lovely print. Larger flowers are about 3 1/2". From the 'Bohemian Rose' collection by Sandy Lynham Clough for Red

FAT QUARTER OF THE MONTH DRAWING

WINNER:

Ellen Heimlich

Quilting Around the World presentation (cont'd)



Quilting Around the World presentation – Diane Provost



Quilting Around the World presentation – Sarla Malani



HAPPY
MOTHERS DAY



For Linda Bouvier for heading up the ticket sales for the "Green Garden Fantasy" 2015 Donation quilt. Our last tickets will be sold at the May 12th general meeting, and a winning ticket will be selected!

IT'S A BEE!!!

Lincolnwood Bee



1st and 3rd Friday of the month at 10:00 AM-3:00 PM of the month at Lincolnwood Club-house; May 15, and 29, 2015

Applique Bee

Membership is closed.

IS SOMEONE WEARING A FLIP FLOP PIN?

If someone at the Guild meeting is wearing a quilted flip flop pin, introduce yourself and give them a warm welcome. New members will wear these cute pins to identify themselves to other members.



QGbts DONATION QUILT



The Big Day for the donation quilt drawing is almost here!

The May 12th guild meeting will be your last chance to buy tickets; tickets sales will stop prior to the start of the meeting, so come early if you want to buy tickets. If you have any unsold tickets, money or stubs, please make sure to bring all of these to me before the start of the meeting.

Thanks to all of you who have sold or bought tickets. A lucky person will be going home with our beautiful "Green Garden Fantasy" quilt. Good luck to everyone.

Thanks for all your help in making our first donation quilt raffle a success.

Thanks,

Linda

A Call for Help!

HELP! HELP! HELP!

We have our own Show & Tell display poles now and need a bag in which to store and transport them. If anyone has an old beach umbrella storage bag or ski bag lying around and would care to donate it, the Guild could really use it.

EVENT CALENDAR:

May 12, 2015

Quilt Guild Meeting

- Mug Rug Challenge presentation
- Hawaiian Quilt Lecture
- Donation Quilt Winner Announcement
- Fat Quarter: Flowers
- **NO Show 'n Tell**

May 12, 2015

- Fidget Quilt

May 13, 2015

- Hawaiian Quilting Workshop

May 19, 2015

- QOV Workshop

May 27, 2015

- Red Door Workshop

June 5, 2015

- QOV Workshop at Stitchcraft

June 9, 2015

Quilt Guild Meeting

- Free Motion Quilting lecture by Dorothy McDonnell
- Fat Quarter: Sewing

June 10, 2015

- Free Motion Quilting Workshop by Dorothy McDonnell

July 14, 2015

Quilt Guild Meeting

- The "Big Bee"
- Fat Quarter: Patriotic

UPCOMING WORKSHOPS:

Hawaiian Quilting by Janet Eckard

Date: Wednesday, May 13, 2015

Location: Lincolnwood Village, 290 Del Rio Blvd

Time: 10:00 AM—3:00 PM

Fee: \$30.00



Free Motion Quilting Workshop by Dorothy McDonnell

Date: June 10, 2015

Location: Grace Community Church, El Rio Room

Time: 10:00-3:00

Fee: \$30.00

Workshop Refund Policy: Workshop fees are refundable up to **5 days** prior to scheduled date.

ANNUAL MEMBERSHIP DUES

QGbtS annual membership dues for 2015 remain **\$30.00**.

'MEMBERSHIP HAS ITS PRIVILEGES'

Paid members of the QGbtS are eligible to:

- participate in Guild programs
- participate in workshops at a reduced rate
- receive monthly newsletter
- place ads in the classifieds.

Guests are welcome to attend our meetings with a donation of \$5.00 per month, twice during a year. Dues are non-refundable.

For information, contact Ellen Heckler.

MEMBERSHIP DIRECTORY

Please submit changes, additions or deletions for the membership directory.

Send changes to Ellen Heckler via email: Ellen.Heckler@gmail.com

BE CONSIDERATE!

- Please refrain from wearing perfume to the membership meetings and workshops; many of us have allergies!
- Please turn off cell phones.
- Please stop talking during a presentation.

Thank you.

RED DOOR PROJECT UPDATE

- We continue to have an overwhelming response to the Red Door Project. We've had several more donations of fabric, quilt tops, blocks, and batting.
- Anyone willing to participate in Red Door, please see Karen Pugh or Janet Eckard.

Join us for upcoming Red Door Workshops at Grace Community Church, El Rio Room, on the 4th Wednesday of the month: May 27, June 24, and July 29, 2015.

There is something to do for everyone!



COMFORT BEARS

Comfort Bears are being accepted by Joanne Miller.

Bears were given to the Achievement Center in Delray Beach and the Children's Place in Lake Worth.

For information, contact Joanne Miller.



FIDGET QUILTS

Linda Eddy presented Fidget Quilts for Alzheimer patients last month.

The first workshop will be held on Tuesday, May 12th after the guild meeting.

Everyone is welcome to attend. Bring your lunch, your machine, fabric remnants, notions, & assorted doodads to create a small quilt for an Alzheimer's patient. Hand sewers are welcome. Please let us know if you're planning on attending.



Any questions, please contact Linda Eddy: [561-376-3996](tel:561-376-3996) or email: eddylinda1007@yahoo.com.

"The Frank McGee Memorial QOV Workshop"

Upcoming QOV Workshops:

May 19th from 9:30 to 3 at Grace Community Church.

June 5th from 10 to 3 at StitchCraft

Bring your sewing machine with basic accessories, thread, and lunch. Precut kits/fabrics will be provided.

For those unable to attend the workshops and wanting to help, prepared kits are available to pick up at the workshops and guild meetings.

LONGARMERS: We are in desperate need of longarmers for our QOV program. If you own a quilting machine and would like to donate a bit of your time, we are providing the batting to quilt our tops. A simple all-over quilt design is sufficient.

A huge **THANK YOU** to all for your participation.

For additional information, contact Letty Cover [561-715-3819](tel:561-715-3819),

letty_ann@hotmail.com



..: quilt of valor ..:



QOV PRESENTATIONS:

William White was awarded a Quilt of Valor at his home in Weston, Florida. His wife, daughter, and three grandchildren cheered him on at this emotion filled event. Mr White is a veteran of the US Air Force.





QGbtS LIBRARY



We have wonderful books!

Take the opportunity to look through or borrow a book, a DVD, or a magazine that interests you.

All books must be checked out and returned at the next Guild Meeting. Late fees will be charged when applicable.

Guild Librarians:

Joan Cohn & Elaine Greenberg

Library Hours: 9:30—10:00 AM during every Guild meeting.

2015 MANCUSO QUILT CHALLENGE

Theme: "Around and Around".

Challenge Guidelines:

The entry must:

- may be any size up to and including 54" X 75". Nothing larger.
- may be any shape.
- must include at least one complete circle in the quilt or the entry can be a quilt without corners (circular quilt).
- may use any quilting technique: pieced, appliqued, paper pieced, etc. Machine or hand quilted.
- must have a 4" hanging sleeve on the back.
- must have a label on the back right hand corner with your name, name of the person who did the quilting, the name of the quilt, and Quilt Guild by the Sea.
- must be made between August 12, 2014 and October 13, 2015.
- must be complete by October 13, 2015. **NO Exceptions or Extensions.**



Participation is welcome for everyone at all skill levels. Need help? Ask a guild member...

For further information, contact: **Janet Eckard** 561-271-5987

FRIEND US!

QGbtS now has our very own **FACEBOOK.**



Send in your pictures, comments, etc. to Joanne Miller at:

Barniesmom123@gmail.com

BOOK REVIEW:

Quick and easy Scrap Quilting in Mix and Match Sets, House of White Birches

This is a real scrappy scrap quilting book. It covers quilts, home decor, accessories, clothing, toys, and gifts. The photographs are sharp and large. The diagrams are clear and very usable. The patterns are actual size and ready for sewing. I found instructions for very practical items such as chair covers, simple toys, kitchen accessories, ties, and jackets.



I was most impressed with the Crazy Patchwork Star pattern which is a Lone Star design using scraps. Whether your scraps are large or small, you will find something to sew with them and know your finished result will look good.

Review submitted by Joan Cohn

LIBRARY NEWS: A list of the books currently in our library can be found on the QGbtS website:

www.quiltguildbythesea.com



Aarrgh!

Ahoy!
Away,
Me Hearties!
to the
**Sebring
Quilt
Retreat**

October 6-9, 2015

Register now!

Cost: \$210/person for double room
\$280/person for single room

Deposit: \$100 due by/at June meeting

Find a trunkload of Treasures
Quilting with Q&B's "matics"!!



REGISTRATION

QUILT GUILD BY THE SEA RETREAT

October 6 – 9, 2015

NAME: _____

ADDRESS: _____ CITY _____ ZIP _____

HOME PHONE _____ CELL _____

EMAIL: _____

Retreat Costs: (Per Person): Includes Lodging, Tuesday Dinner, Breakfast daily

\$100 deposit required at time of registration, payable to QGbtS

Double accommodation for 4 days/3 nights \$210 per person _____

Single accommodation for 4 days/3 nights \$280 per person _____

Final Payment due 8/11/15

Roommate _____

IN CASE OF EMERGENCY: (please contact)

NAME _____ Relationship _____

HOME PHONE: _____ CELL: _____

WAIVER FOR QGBTS RETREAT

I, _____ voluntarily acknowledge & confirm that I fully understand that there is no liability insurance going to, during, or returning home from this Retreat. I agree not to make claims for any damages to personal property, theft, or personal injury against anyone or any entity connected with this retreat under any circumstances.

SIGNATURE: _____ DATE: _____

I wish to participate in the Mystery Quilt taught by Granny Sue: YES _____ No _____

MYSTERY QUILT THEME _____

For example: Patriotic, Traditional, Brights, Pastels, Animals, etc. The cost is \$45 and kit includes all fabric for top and binding, payable to Granny Sue at time of the event.

Refund Policy: Deposit and final payment nonrefundable.

2015 BUILD-A-QUILT—BLOCK 7 INSTRUCTIONS:

Nine Patch Nirvana



Discovery

Size: 12"

Cutting Instructions:

*Fabric:	Size & Shape:	# to Cut:
A (Lt. Orange)	2-1/2" Square	12
B (Blue)	2-1/2" Square	8
B (Blue)	4-1/2" Square	1
C (Cream)	4-1/2" Square	4
C (Cream)	2-1/2" x 4-1/2" Square	8

Sewing Instructions:

Step 1: Using a ruler and a pencil, draw a diagonal line on the wrong side of all Color A (lt. orange) 2-1/2" squares.



Draw lines

Step 2: With right sides together, layer a Color A (lt. orange) 2-1/2" square in the upper right corner of a Color C (cream) 4-1/2" square and sew on the diagonal line that you drew in Step 1. Trim away excess fabric 1/4" above the stitching and press seam toward Color A (lt. orange). Repeat on the lower left corner, pressing seam toward Color A (lt. orange). Repeat three more times for a total of four corner stripe units.



Sew, trim, and press




Sew, trim, and press
Make 4

Step 3: With right sides together, layer a Color A (lt. orange) 2-1/2" square in the upper right corner of a Color C (cream) 4-1/2" square and sew on the diagonal line that you drew in Step 1. Trim away excess fabric 1/4" above the stitching and press seam toward Color A (lt. orange). Repeat on each corner in the following order: lower left, upper, left,

2015 BUILD-A-QUILT—BLOCK 7 INSTRUCTIONS (Continued):

and lower right. One center unit made.




Sew, trim, and press in each corner. Make 1.

Step 4: With right sides together, layer a Color B (blue) 2-1/2" square on the right end of a Color C (cream) 2-1/2" x 4-1/2" rectangle and sew on the diagonal line that you drew in Step 1. Trim away excess fabric 1/4" above the stitching and press seam toward Color B (blue). Repeat on the left end, pressing seam toward Color B (blue). Repeat three more times for a total of four flying geese units.



Sew, trim, and press on each end. Make 4.

Step 5: With right sides together, layer a 2-1/2" x 4-1/2" Color C (cream) rectangle on a flying geese unit and stitch together along the longest side. Press the seam allowance toward the Color C (cream) rectangle. Repeat three more times for a total of four B/C outer geese units.



Sew and press. Make 4

Step 6: Using the block image at the top of the page as your guide, arrange the nine block units. Sew them first into rows, pressing the seams of the top and bottom rows away from the center and the seams of the middle row toward the center. Sew rows together to finish the block and press seams toward the center.

Your block should measure 12-1/2" at this point. It will measure 12" when it is sewn into the quilt.

It's fun! It's tiny!

It's another juried **American Made Brand** quilt challenge! Start planning your entries to earn exciting prizes, including a Grand Prize trip to sunny southern California in January 2016!


Enter as often as you like. The top entries will debut at a special Road to California 2016 exhibit.

Important Dates

- Registration open: May 15 to September 15, 2015
- Notification by: October 1, 2015

Accepted quilts must arrive to Road to California 2016 after December 1, 2015 and **before** January 7, 2016.

To view the 2014 Farm to Fabric Challenge quilts, see information on: <http://americanmadebrand.com/american-made-brand-tiny-quilt-challenge/>



SHOW 'N TELL— APRIL





CLASSIFIED

Just Imagine Quilts

<p>Custom Longarm Quilting</p> <p>◆ ◆ ◆ ◆ ◆</p> <p>H. 561.470.6219 C. 561.756.1090 dottylevine82@yahoo.com</p>	<p><u>Dotty Levine</u></p> <p>10351 Sunset Bend Drive Boca Raton, FL 33428</p>
---	---



LINDA ADAMCIK
561-790-1009 H
561-310-1363 C
QUILTINGQUEEN@ATT.NET



LONGARM QUILTING



To schedule your quilt for machine quilting
please contact Linda

399 S. Federal Hwy. tel: (561) 447-4147
Boca Raton, FL 33432 info@stitchcraftboca.com
www.stitchcraftboca.com



Brother Sewing & Embroidery Machine Dealer
Individual & Group Sewing
Classes for adults & kids
Fashion Fabrics & Notions
Expert Alterations
Embroidery Services
Machine Repair & Scissor Sharpening
Boca Valley Publix Plaza
7491 N. Federal Hwy, Boca Raton, FL 33487
561-999-9992 www.sewmuchfunandmore.com