

CURRENT OFFICERS:

President:

Marie-Christine Leavitt

(561-665-9890)

(561-699-2216)

mcglquilt@gmail.com

President-Elect:

Lisa Coles

(240-626-8906)

Mels.coles@gmail.com

Treasurer:

Linda Bouvier

(561-498-9777)

lbouvier@bellsouth.net

Secretary:

Carolyn Whiteman

(954-253-2321)

chayamomma@gmail.com

Membership Director:

Ellen Heckler

(561-245-8280)

Ellen.Heckler@gmail.com

Program Director:

Suzanne McGee

(201-207-7300)

Smcgee4452@gmail.com

Publication Director:

Deb Shoemaker

(954-629-1720)

DebShoemaker22@gmail.com

Historian:

Ann Ford

Ann.k.ford@gmail.com

UPCOMING MEETING & PROGRAM HIGHLIGHTS:

Sashiko Workshop by Diane Provost

Date: RESCHEDULED—TBD

UPCOMING WORKSHOPS:

Intermediate Hand Applique Workshop by Dotty Levine

Date: Wednesday, October 10, 2018

Location: Grace Community Church, Music Room

Time: 10 AM— 4 PM

Member Fee: \$30.00 (kit available \$15.00)

Non Member Fee: \$35.00 (kit available \$15.00)



Machine Applique Workshop by Sarah Michael

Date: Wednesday, November 14, 2018

Location: Grace Community Church, Music Room

Time: 10 AM— 4 PM

Member Fee: \$30.00

Non Member Fee: \$35.00

Workshop Policies: Payments for workshops must be received at the time of sign-up. Workshop fees are refundable up to 5 days prior to scheduled date.



ANNUAL MEMBERSHIP DUES

QGbtS annual membership dues for 2018 are **\$45.00.**

'MEMBERSHIP HAS ITS PRIVILEGES'

Paid members of the QGbtS are eligible to:

- participate in Guild programs
- participate in workshops
- receive monthly newsletter
- place ads in the classifieds.
- **Guests are welcome to attend all of our meetings with a donation of \$5.00.**
- Dues are non-refundable.

For further information contact:

Ellen Heckler [561-245-8280](tel:561-245-8280) or [quiltguildbythesea2011](mailto:quiltguildbythesea2011@gmail.com)

[@gmail.com](mailto:quiltguildbythesea2011@gmail.com)

VOLUNTEERS NEEDED:

Members are needed to volunteer as 'White Gloves" and sell donation quilt tickets at the Palm Beach Quilt Show on October 12th and 13th. Shifts will be 2 hours each.



GUESTS:

- Barbara Lamb
- Donna Pavek
- Ellen Weston

FAT QUARTER OF THE MONTH DRAWING WINNER:

Kristi Kristol



50/50 RAFFLEWINNER:

Linda Eddy



ATTENTION, ALL MEMBERS:

DON'T FORGET TO SIGN IN AT THE GUILD MEETING!



Need a reimbursement check?

Remember to turn in your reimbursement form and receipts to Linda Bouvier. Forms are available on the Guild website.



Expense Reimbursement

EVENT CALENDAR:

MEETINGS & WORKSHOPS

September 11, 2018

Guild Meeting

- Program: Sashiko by Diane Provost
- Fat Quarter: Spooky
- 50/50 Raffle

September 11, 2018

- **POSTPONED**, Date TBD: Sashiko Workshop by Diane Provost

September 16, 2018

- QOV Presentation, Elk Lodge, West Palm Beach

September 18, 2018

- QOV Workshop

September 25, 2018

- Board of Directors Meeting

September 26, 2018

- Comfort Quilts/Fidget Quilts Workshop

October 9, 2018

Guild Meeting

- Program: Trunk Show by Dotty Levine
- Mystery Quilt Reveal
- Fat Quarter: Blue
- 50/50 Raffle

October 10, 2018

- Hand Applique Workshop by Dotty Levine

October 16, 2018

- QOV Workshop

"THE FRANK MCGEE MEMORIAL QOV WORKSHOP"

Upcoming QOV Workshop: September 18, 2018, from 9:30 AM—3:00 PM Grace Community church in the Music Room



..: quilt of valor ..:

Thanks to the generous participation of our members, we are producing a remarkable amount of quilts for our veterans. We would like to thank everyone who is doing her share, whether you are sewing at home or at the workshop, whether you are sewing stars, sewing strips, assembling tops, making pillow cases, binding, longarm quilting, etc..... Every little bit helps.

Bring your sewing machine with basic accessories, thread, and lunch. For those unable to attend the workshops, prepared kits are available to pick up at the workshops and guild meetings.

A huge **THANK YOU** for your participation.

For additional information, contact Diane Provost [561-409-3114](tel:561-409-3114), paquinprovost@gmail.com

QOV ANNOUNCEMENT:

We are extremely pleased to announce that Grace O'Donnell has accepted the role of Distribution Leader for our QOV program. Grace is very dedicated to Quilts of Valor and our veterans. We am grateful for her continuing contribution to our QOV program. Grace's e-mail is godon123@aol.com

QOV PRESENTATIONS:

On August 23, 2018 Pat Lynes and Janet Fredricks awarded a Quilt of Valor to Thomas Spear, a Marine veteran.



EVENT CALENDAR:

MEETINGS & WORKSHOPS

October 30, 2018

- Board of Directors Meeting

October 31, 2018

- Comfort Quilts/Fidget Quilts Workshop

November 13, 2018,

Guild Meeting

- Guild Elections
- Program: Sarah Michael Machine Applique Trunk Show
- Fat Quarter: Red
- 50/50 Raffle

November 14, 2018

- Machine Applique Workshop by Sarah Michael

November 20, 2018

- QOV Workshop

November 27, 2018

- Board of Directors Meeting

November 28, 2018

- Comfort Quilts/Fidget Quilts Workshop

December 11, 2018

Guild Meeting

- Program: Sale
- Fat Quarter: Batik
- 50/50 Raffle

QUILT PRESENTATIONS:

On August 7, 2018, Grace O'Donnell awarded a Quilt of Valor to Kenneth Bonnet, a Navy veteran who served during the Gulf War.



On August 25, 2018, Grace O'Donnell awarded two Quilts of Valor to two Army Special Forces veterans, Jerry Bartlett and Roger Kidder. Jerry served in Iraq, and Roger served in Vietnam.



EVENTS CALENDAR:

MEETINGS & WORKSHOPS

December 18, 2018

- QOV Workshop **Cancelled**

December 18, 2018

- Board of Directors Meeting

QUILT SHOW CALENDAR:

- **October 12-13, 2019**
Palm Beach Quilter's Guild
"Quilts of Yesterday, Today, and Tomorrow, South Florida Fairgrounds, West Palm Beach, Fl.
- **November 9-10, 2018**
Country Road Quilters
2018 Quilt Show, Circle Square Cultural Center, Fl.
- **January 25-26, 2019**
"Quilting Under the Palms
"Quilt Show, Countryside Recreation Center, Clearwater, Fl.
- **February 2-3, 2019** Farm Fest and Quilt Show, Pioneer Florida Museum, Dade City, Fl.
- **February 8-9, 2019**
Sunbonnet Sue Quilters
Quilt Show, Indian River Fairgrounds, Vero Beach, Fl.
- **February 15-16, 2019**
Mid-Pinellas Quilt Show, Seminole Recreation Center, Seminole, Fl.

COMFORT QUILTS

- Year-to-date a total of ninety (90) Comfort Quilts have been given to various Infusion Centers. Applause to all participants!!
- Sixteen (16) Comfort Quilts were delivered to the Lynn Cancer Center in August. Lindy Eddy says, "Faces light up each time I walk into the building with a stack of quilts. Thank you all, your hard work brings so much happiness to many!".
- Juvenile Comfort Quilts are needed in Trauma Centers. Crib size suggested.
- Job Responsibilities for Comfort Quilts:
 - ◇ Linda Eddy: room set-up and distribution.
 - ◇ Janet Fredricks and Wanda Goldfarb work as a team collecting donated fabric and organizing patterns and creating kits.
- New Comfort Quilts and Fidget kits will be available at the Guild meeting. Please stop by the Comfort Quilt table!



Comfort quilt size specifications are:

- ◆ a minimum of **38 - 42" wide**, and a minimum of **48 - 54"** in length
- The next Comfort Quilts workshop is scheduled on **September 26 , 2018**. Kits to take home will be available at the Guild meeting. There is something for everyone to do!

Any questions, please contact:

Janet Fredricks [954-242-9010](tel:954-242-9010) or email quilthoney@aol.com

Wanda Goldfarb [516-592-7575](tel:516-592-7575) or email unity_777@hotmail.com

COMMUNITY OUTREACH

COMFORT BEARS:

- Ann Ford has completed twenty-four (24) bear faces; thank you, Ann.
- If you have additional suggestions of places to donate bears, please contact Holly Faillace or Marie-Christine Leavitt.
- Comfort Bear kits complete with paper pattern, fabric, and ready-to-sew-on bear faces may be picked up at our next meeting. This is a quick and easy project that will make a child smile.
- The next Comfort Bears workshop is scheduled on **September 26, 2018.**



Volunteers needed:

Members interested in making embroidered faces by machine or hand are needed or a digitized file for machine embroidery is available.

For additional information, contact Holly Faillace: hfaillace@bellsouth.net



HEART PILLOWS FOR BREAST CANCER

The Lincolnwood Bee is creating these lovely heart pillows, pictured, for breast cancer patients and survivors.

The pillow fits under the arm pit and eases the pain of lymph node surgery.

- Thirty (30) pillows are waiting to be delivered to the Lynn Cancer Center in September.
- Anyone interested in joining us, our next meeting will be on **Friday, September 21, 2018.** Please join us.



QGbtS LIBRARY



We have wonderful books!

Take the opportunity to look through or borrow a book, a DVD, or a magazine that interests you.

All books must be checked out and returned at the next Guild Meeting. Late fees will be charged when applicable.

New books and magazines are always accepted.

Guild Librarians:

Joan Cohn & Dellie Krebs

Library Hours: 9:30—10:00 AM during every Guild meeting.

FRIEND US!

QGbtS now has its very own **FACEBOOK**.

Send in your pictures, comments, etc. to Joanne Miller at:

Barniesmom123@gmail.com



DONATION QUILT PRESENTATION AND NAMING CONTEST RESULTS:

The name of the Guild's latest donation quilt was voted on during the August Board of Directors meeting. Five guild members submitted names; the quilt is named **"Birds of Happiness"** The winner of the contest was Linda Bouvier, who received ten donation tickets.

Tickets go on sale at the Quilt meeting in September. 1 for \$1.00 or 6 for \$5.00.



FAT QUARTER OF THE MONTH: "FRIGHT NIGHT" PANEL


"Fright Night" is a glow in the dark 24" panel with yellow, pumpkin orange, slime green, dark green, black, amethyst, and purple. The witch is about 24" tall with glow-in-the-dark details. From the 'Fright Night' collection by Blank Textiles.



BOOK REVIEW:

Bright Quilts From Down Under by Australian Patchwork And Quilting Magazine

If you love color, design, basic quilting methods, and Australian ingenuity right from the land down under, you'll appreciate this book.



In this book, each quilt pattern has been submitted by a different designer, many of them known worldwide. It includes thirteen (13) projects filled with cheerful and familiar patterns enhanced with bright colors. Many of the designs, pieced and applique, are open ended in terms of finished size blocks, irregular seams, and color. In addition to the patterns, I found lots of useful information about stitching, placement, and borders.

This is a fun book.

Submitted by Joan Cohn



Spoolin' Around at the Duncan Quilt Guild by the Sea Annual Retreat

DETAILS

WHERE: The Duncan Conference Center
15820 S Military Trail
Delray Beach, Fl. 33484

WHEN: Monday, 10/22 through Thursday, 10/25
9:00am-? daily, ending at 4:00pm Thursday
(includes lunch and dinner daily)

COST: \$235 for retreat

There are limited number of hotel-style rooms available for \$80 per night, single or \$40 per night, double occupancy

To reserve online: www.groupspaces.com/2018QGbtSRetreat/ you can fill out all forms and pay using credit card or PayPal.

OR

Fill out the following form and mail check made out to Quilt Guild by the Sea to:

Marie-Christine Leavitt
3455 Lakeview Drive
Delray Beach, Fl 33445

For questions: call, text or email Leslie Kelly 561-889-5521 or
lesliesk@bellsouth.net

ONLY 9 SPOTS LEFT SO REGISTER NOW!



Spoolin' Around at the Duncan RETREAT REGISTRATION FORM

DATE: _____

NAME: _____

EMAIL: _____

BEST PHONE NUMBER: _____

EMERGENCY CONTACT: _____

Phone: _____

Will you need a room: (additional \$80 per night) YES NO

Will you have a room mate: (additional \$40 per night) YES NO

IF YES, who? _____

Do you have any of these dietary needs: (circle)

NO pork

Vegan

Gluten Free

Vegetarian

Dairy Free

Other _____

Sugar Free (diabetic)

WAIVER FOR QGBTS RETREAT: By signing your name at the bottom of this page, you agree to the following: I voluntarily acknowledge & confirm that I fully understand that there is no liability insurance going to, during, or returning home from this Retreat. I agree not to make claims for any damages to personal property, theft, or personal injury against anyone or any entity connected with this Retreat under any circumstances.

SIGNATURE: _____

TOTAL ENCLOSED: _____ Check# _____



Quilt Blocks Go Wild!

By Stephen Sherr and Eleanor Levie
EleanorLevie.com

Across

- 1. A Skinny Quilt makes a great dresser ____
- 6. Lettering on a child's quilt
- 9. Ingredient for a motley, homey bed cover
- 14. Profile piece in jewelry that may put a good face on appliqué
- 15. Court
- 16. Seminole of Florida
- 17. Top layer of a quilt sandwich
- 18. Quilting is an ____ (with 5 Down)
- 19. Assigner of stars
- 20. A daring color combo of 6 triangle squares and 3 diagonal squares?
- 23. At least one
- 24. Western Native Americans who specialize in ceremonial beadwork
- 25. Numbered hwy.
- 26. Birds in the ____
- 28. ____ Grande Valley Quilt Guild
- 30. Mama bear, in Madrid
- 33. Classic to build online?
- 39. Dyebath measure, in England
- 40. Handmade doll with red yarn hair
- 41. Results of stitching without a break
- 42. Quilt block with explosive rays, against a background of multicolor pastels?
- 45. Result of a choppy SEA
- 46. Dog doc
- 47. Rx providers
- 48. Repro fabrics patterns are often Civil War ____
- 50. With corners, it's ____ to be square
- 52. Good way to obtain quilting info
- 55. What appliqué's little darling eats in Tokyo?
- 61. Caribbean cruise stop
- 62. And so on
- 63. Pieced, pointed section of an Empire Beauty block
- 64. Walked into shallow water
- 65. Frustrated cry after discovering you've hand-stitched through to your pants!
- 66. Understandable vice when you want to add to your already overflowing stash
- 67. Kids' mode of winter transportation
- 68. Fussy-cut patches for an I-____ quilt
- 69. Level at which newbies start quilting

Down

- 1. Another hobby to dive into
- 2. After adhering that tiny piece, put the gluestick ____ (2 words)

1	2	3	4	5		6	7	8		9	10	11	12	13
14						15				16				
17						18				19				
20						21				22				
23					24				25					
			26	27			28	29				30	31	32
33	34	35				36				37	38			
39						40				41				
42						43				44				
45					46				47					
			48	49			50	51				52	53	54
55	56	57				58				59	60			
61						62				63				
64						65				66				
67						68				69				

- 3. A way to really stuff that trapunto
- 4. Strand used in basketry
- 5. See 18 Across
- 6. Anticipate
- 7. Adding bands around the completed center
- 8. In latex, they help you grip the needle; in leather, they are thimbles
- 9. Walk proudly in a quilted wearable
- 10. Redwork, Stained Glass, or Celtic
- 11. Adding glitz is puttin' on the ____
- 12. Eve's gentler son
- 13. Noel character who leaves gifts in shoes
- 21. Illusive halo effect which can result from Radiant Star pattern
- 22. Possibly ends with ability
- 26. Culture starter
- 27. Frosts
- 29. Country quilting retreat locales
- 30. Evening Star point count in Mexico
- 31. Draft a wonky block
- 32. Nat'l. quilting org.
- 33. Indigo or denim
- 34. Slide thread through these, so it enters a needle's eye more easily
- 35. Another Spanish word
- 36. Ripping out is the ____ of my existence
- 37. What quiltsapes depict
- 38. Obsessions over piecing perfection?
- 43. A terrible czar
- 44. Diamond refs.
- 48. Flowed partner
- 49. Rocky and To California
- 51. How wool quilts feel, to some
- 52. To date
- 53. Chiffon or organdy
- 54. Recipient of a security blanket
- 55. Quilt patterns Buzz and Jig
- 56. River to the Caspian
- 57. Fabric color for portrait quilts skin tones
- 58. Possessions of Homer's neighbor
- 59. Encourage
- 60. Reap what you sew?

Answers will be published in the October Newsletter

NATIONAL SEW A JELLY ROLL DAY – SEPTEMBER 15, 2018

National Sew A Jelly Roll Day celebrates quilters of every generation and skill level with event.

If you're a quilter, you collect fabric. You may also collect "pre-cuts", those tempting packages of many pieces of fabric already cut for you into charming sizes. They're so popular, there is even a special lingo associated with them – layer cakes and dessert rolls, honey buns and jelly rolls.

Recent studies have shown that many quilters collect these pre-cuts without knowing what to do with them, without having a purpose. The Jelly Roll in particular is left in its original packaging and stacked on the shelf to gather dust. Despite a huge resource of inspiration, many quilters report that they're waiting for a special reason to break out the Jelly Roll and use it for a project.

That's where Project Jelly Roll and the National Sew A Jelly Roll Day come in. We're designating the 3rd Saturday in September of every year as National Sew A Jelly Roll Day to encourage collectors to tear open a Moda Jelly Roll and make something for themselves, as a gift or for charity! It can be a quilt or a tote bag, a pillowcase or something to wear, it doesn't matter so long as we seize the day and celebrate the joy of being a maker.





**Palm Beach County
Quilters' Guild**

Presents
**Quilts
of
Yesterday, Today, and
Tomorrow**

2018 Quilt Show

**Friday, OCTOBER 12 (10-5)
Saturday, OCTOBER 13 (10-4)**

**SOUTH FLORIDA FAIRGROUNDS
9067 SOUTHERN BLVD.
WEST PALM BEACH, FL. 33411**

Door Prizes
Opportunity Quilt
Vendors
Small Quilt Silent Auction
Basket Raffle
Quilters Boutique
Quilts for Sale

Admission: \$10.00
Free Parking



Directions: From I95 or the Florida Turnpike

North or South take the Southern Blvd Exit.

Travel West approx. 1 mile past the


Turnpike on Southern Blvd to

Fairgrounds Road, Turn right and enter Gate 8

PALM BEACH COUNTY QUILTERS' GUILD

PO BOX 18276

WEST PALM BEACH, FL. 33416



**RECOMMENDED PACKAGING FOR
SHIPMENT**

Place fabric bag into plastic bag and then in a sturdy reusable carton. Use strapping tape to close. Your entry will be returned in the same carton. If we are to ship the entry after the show, enclose a pre-addressed return label and check payable to PBCQG for return shipping and insurance. Place this information in an envelope inside the carton.

INSURANCE

Insurance coverage will be provided while items are in the possession of the Guild. The maximum limit for insurance coverage is \$300 for small quilts, and \$600 for large quilts unless a copy of a certified appraisal of a higher value is presented with the registration form.

PICKUP AFTER SHOW CLOSING

Saturday, OCTOBER 13

**SOUTH FLORIDA FAIRGROUNDS
9067 SOUTHERN BLVD
WEST PALM BEACH FL 33411**

Items will not be released without the receipt. Items not picked up will be returned by UPS at the entrant's expense unless other arrangements are made in advance.

For Quilt Show Information

Palmbeachquilters.org

**Or visit our website for complete
instructions, entry and
Registration forms
Palmbeachquilters.org**

CATEGORIES

LP - Large pieced. Entirely pieced. Width plus length must be greater than 120 inches.

SP - Small pieced. Entirely pieced. Width plus length must be 120 inches or less

A - Applique. Majority of quilt must be applique techniques. Any Size from 120 inches to king size

MO - Modern. Quilt should embody principles of modern design with bold color, contrast, graphic areas of color, negative space etc. May be a single maker, duo or group effort.

ML - Miniature. Any technique. Must be a miniaturization of a full quilt design, including binding. Width plus length must be no greater than 40 inches. No single blocks.

DL - Duet Large. A quilt that has two persons involved in its completion. Includes all techniques as well as quilting by a person other than the maker of the top. Must be greater than 280" width plus length.

DS - DUET SMALL. A quilt made by two persons with width plus length between 96" and 280".

A - Art. Original design - any techniques, any size. Must be made of fabric, have three layers, and contain quilting. A quilt based on traditional patterns and designs should be entered in another category. No commercial patterns, kits, or copies of previous works.

E-EXHIBIT ONLY. Whole cloth, crazy quilts, embroidery of all kinds (hand and machine) antique, all sizes. Exhibit only and appropriate for hanging. No Kit Quilts, Tied Quilts, Yo-Yo, Cathedral Window, Home Dec (Pillows, Table Runners, etc.)

AWARDS

Ribbons and cash awards of \$75, \$50, and \$25 for First, Second and Third place in all categories. Each prize will be awarded at the judge's discretion. Not all prizes in all categories may be awarded. Ribbons will be awarded for Honorable Mentions.

The Best of Show will receive \$100.00. Ribbons and \$25 cash will be awarded for Best Hand Quilting, Best Machine Quilting, Judge's Choice, and Viewers' Choice.

ENTRY & DEADLINE

All entry forms for quilts judged and exhibited Must be sent to: Palm Beach County Quilters' Guild, Attention:

Patty Sullivan, Registration Chair
P.O. Box 18276
West Palm Beach, FL 33416
Must be received by **SEPTEMBER 15, 2018.**

HAND DELIVERY & INTAKE DATE
SATURDAY OCT 6 between 12 Noon & 3 PM in Building # 2 on the South Florida Fairgrounds, West Palm Beach

PBCQG reserves the right for whatever reason, to reject any submitted entry or to change its category if necessary. Entries received past the deadline will be rejected.

SHIPPING

If unable to deliver your entry on October 6, you may ship it. Entries must arrive at the address listed below by midnight October 5, 2018

QUILT A BIT
2914 JOG ROAD
GREENACRES, FL 33467
ATTN: PBCQG

For confirmation of receipt of your entry, enclose an addressed stamped envelope with your entry.

RULES

(1) Any individual or group may enter. All persons involved in the construction or quilting must be listed on the entry form.

(2) There is a limit of two entries per category per person or group for judged quilts. A separate entry form and photo is required for each entry. Form may be photocopied. Entry fees: **\$15.00 for judging as a non-member, \$10 for our Guild members and \$8.00 for exhibit only.**

(3) A non-returnable color photograph of the item must accompany each entry form for purposes of identification and insurance.

(4) Entries **must** remain on display for the duration of the show 4:00pm October 13, 2018

(5) Each entry **must** have a label on the lower back right hand corner with the maker/owner's name and address. The label **must** be covered with a removable piece of fabric for judging.

(6) Each entry **must** have a four (4) inch wide sleeve stitched to the top of the quilt except miniatures which must have a two (2) inch wide sleeve. This sleeve must be attached on both top and bottom edges of the sleeve. Bed-sized quilts must have an additional sleeve, the top of which must be attached 85" from the bottom edge of the quilt so that the quilt will not touch the floor. Sleeve **must** be attached in a way that it will not show when the quilt is hanging.

(7) Each entry **must** be enclosed in a separate fabric bag or pillowcase with the entrant's name clearly written on the bag. **No Plastic bags please.**

(8) Quilts must be clean and in excellent condition. **(9)** Quilt size (width and length) **must** be listed on entry form. Accurate measurements are a must.

(10) All judged quilts must have been made within the last five years.

05/2/18

QUILT GUILD BY THE SEA NEWSLETTER



PALM BEACH COUNTY QUILT GUILD SHOW OFFICIAL REGISTRATION FORM

ALL ENTRIES ARE ACCEPTED UNLESS OTHERWISE NOTIFIED. ENTRIES WILL NOT BE ACCEPTED AFTER THE DEADLINE DATE 9/15 /2018 ENTRIES RECEIVED BY MAIL MUST BE POST MARKED BY September 15th2018. THE GUILD RESERVES THE RIGHT, FOR WHATEVER REASON, TO ACCEPT OR REJECT ANY ENTRY. NO SPECIAL HANDLING ITEMS WILL BE ACCEPTED.

EXHIBITOR'S NAME: _____ (PRINT OR TYPE)

EXHIBITOR'S STREET ADDRESS: _____

CITY: _____ ST _____ ZIP _____

PHONE _____ EMAIL: _____

QUILT NAME: _____

PREDOMINANT COLOR: _____

SIZE W _____ L _____ CATEGORY _____

DESIGNER IF NOT ORIGINAL PATTERN _____

MADE BY (LIST ALL CONTRIBUTORS IF GROUP OR 2-PERSON QUILT)

IS QUILT FOR SALE?

- YES PRICE: \$ _____ (NOTE: PRICE SHOULD INCLUDE 20% FOR GUILD)
- NO

VALUE OF QUILT: _____ COPY OF APPRAISAL ATTACHED

ARTIST'S STATEMENT: IN 50 WORDS OR LESS DESCRIBE HISTORY, INTERESTING FACTS, AND/OR INSPIRATION: (ATTACH SEPARATE SHEET IF NEEDED. PLEASE PRINT OR WRITE LEGIBLY

MAKE CHECKS PAYABLE TO : Palm Beach County Quilters' Guild

MAIL REGISTRATION FORM TO PBCQG

PO Box 18276

West Palm Beach Florida 33416

EMAIL QUESTIONS TO- Patty Sullivan sun364flower@aol.com

RECEIPT OF QUILT: To be filled in at Intake October 6, 2018
CONDITION OF QUILT AS RECEIVED

OWNER'S INITIALS _____ INTAKE INITIAL _____

DO NOT FILL IN:

CATEGORY _____

NUMBER _____

QUILT NAME: _____

EXHIBITOR: _____

CHECK ONE BOX:

- JUDGED : \$15
- MEMBER JUDGED \$10
- EXHIBIT ONLY : \$8

PAYMENT : CHECK ONE BOX

- CASH
- CHECK

Any questions, contact;
Patty Sullivan
sun364flower@aol.com

DO NOT FILL IN:



CATEGORY _____

NUMBER _____

QUILT NAME _____

EXHIBITOR _____

CANDICE PHELAN PROGRAM PHOTO GALLERY:





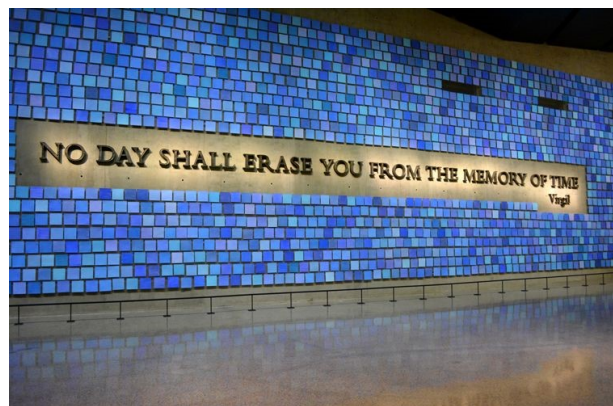
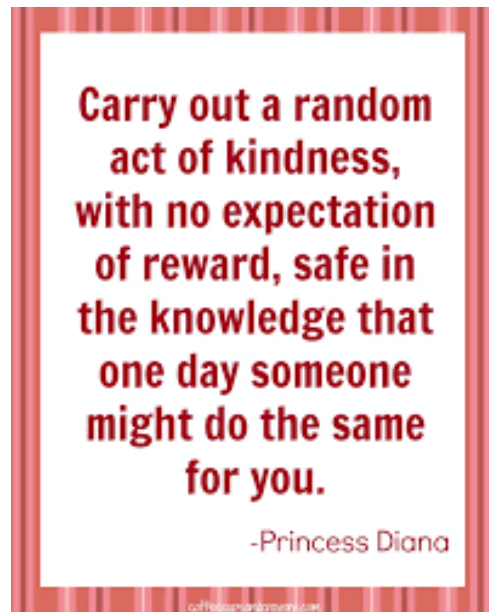
SHOW N TELL—AUGUST:





HOLIDAYS—SEPTEMBER

- September 1: Random Acts of Kindness**
- September 2: Bowling League Day**
- September 5: International Day of Charity**
- September 7: Lazy Mom's Day**
- September 8: Banana Day**
- September 11: Day of Remembrance**
- September 12: Video Games Day**
- September 14: Stand up to Cancer**
- September 15: National Sew A Jelly Roll Day**
- September 21: Doodle Day**
- September 22: Ice Cream Day**
- September 23: Dogs in Politics Day**
- September 27: World Tourism Day**
- September 28: Good Neighbor Day**
- September 29: International Lace Day**



CLASSIFIED

FEATHERWEIGHT FOR SALE

This is a 1956 featherweight. It works great. The carrying case is rough. I bought it 2011 from a sewer. The decals are perfect. I am asking \$275. For information, please contact Sue Wiggins via email: up2rnx@gmail.com.





CLASSIFIED

Just Imagine Quilts

Custom
Longarm Quilting



H. 561.470.6219
C. 561.756.1090
dottylevine82@yahoo.com

Dotty Levine

10351 Sunset Bend Drive
Boca Raton, FL 33428



LINDA ADAMCIK
561-790-1009 H
561-310-1363 C
QUILTINGQUEEN@ATT.NET



LONGARM QUILTING



To schedule your quilt for machine quilting
please contact Linda



StitchCraft

creative quilting & sewing

399 S. Federal Hwy.
Boca Raton, FL 33432

tel: (561) 447-4147

info@stitchcraftboca.com

www.stitchcraftboca.com

Ronnie Luber

23371 Blue Water Circle, C120

Boca Raton, Fl. 33433

Custom Quilts

Antique Quilts Repaired, Restored

561-495-9859 561-212-9762



Brother Sewing & Embroidery Machine Dealer

Individual & Group Sewing

Classes for adults & kids

Fashion Fabrics & Notions

Expert Alterations

Embroidery Services

Machine Repair & Scissor Sharpening

Boca Valley Publix Plaza

7491 N. Federal Hwy, Boca Raton, FL 33487

561-999-9992

www.sewmuchfunandmore.com

Dreaming of flip-flops,
sunshine, and warm weather!!
Bring on Spring!!!

